

Appendix R – MPO TIP Reference

**MOVING
ACADIANA:
TRANSPORTATION
IMPROVEMENT
PROGRAM**

ACADIANA
METROPOLITAN
PLANNING
AREA

Fiscal Years: 2019, 2020, 2021, & 2022

Date of Adoption:
Metropolitan Planning Organization
For Acadiana Metropolitan Study Area

**TRANSPORTATION IMPROVEMENT PROGRAM
Amendments/Modifications in Detail**

State Project Number	Project Description	Proposed Improvement	Work Status	Total Cost		Federal Share	Funding Source	Let Date	Amendment/Modification number	Explanation of Amendment
NA	Project Transfer	Planning Study on Simcoe	STUDY	\$550,000	\$440,000	STP>200K	FY19	Amendment #1	Project Transfer from Moss St. Planning Study to Simcoe St. Planning study. Extending scope of existing W. Simcoe St. to include E. Simcoe St.	
H.012869	LA 182 (UNIV) @ LA 723 (RENAUD)	Roundabout	ENG, ROW, CONST	\$4,012,800	\$3,210,240	STP>200K	FY19-23	Amendment#1	Moved ENGR to FFY19, ROW to FFY21, CONS to FFY23	
H.012863	Cypress Island. Hwy.	Pavement Preservation	ENG, CONST	\$100,000	\$75,000	STP>200K	FY19	Amendment#1	Moved Engineering phase to FFY19	
H.011833	St. Mary Street	Sidewalks	ENGR	\$500,000	\$400,000	STP>200K	FY19	Amendment#1	Moved Engineering phase to FFY19	
H.012870	LA 93: I-10 RAMP - RENAUD	Add Turn Lanes	ENGR/E NV	\$400,000	\$320,000	STP>200K	FY19	Amendment#1	Moved Engineering phase to FFY19	
H.004924	St. Martinville Bypass	Dev. & Const 2 and 4 lane roadway bypassing La. 31 in St. Martinville	ENGR	\$2,300,000	\$1,840,000	STP>200K	FY19	Amendment#1	Moved Engineering to FFY19	
H.012792	LA. 675 @ Airport Rd. Roundabout	Construct Roundabout	ROW, CONST	\$2,814,000	\$2,251,000	STP>200K	FY19-20	Amendment#1	Moved ROW to FFY19 and Construction to FFY20	
H.012867	S. Larriviere Rd.	Add turn lane	CONST	\$2,202,000	\$1,761,600	STP>200K	FY21	Amendment#1	Engineering to be paid for by locals, therefore ENGR rolled into CONS totals. CONS moved to FFY21.	
H.012866	South College Rd. (La. 3025)	Sidewalks	ENG, CONST	\$758,229	\$606,583	STP>200K	FY19-20	Amendment#1	Project phases moved back one fiscal year.	
NA	Transit changes	NA	NA	NA	NA	NA	FY19	Amendment #1	Capital and Operating approvals for State Fiscal year 19 have been received	
Various	NA	NA	NA	NA	NA	NA	NA	Modification #1	Included TIP adoption timeline, performance measure writeup and signed, executed Joint Certification	
H.012863	Cypress Island. Hwy.	Pavement Preservation	ENG, CONST	NA	NA	STP>200K	FY19	Modification #2	Adjusted local match values to coincide with STIP	
NA	Performance Measures	NA	NA	NA	NA	NA	NA	Amendment #2	Inclusion of Transit Performance measures	
NA	Project Transfer of widening to extension	St. Nazaire road extension	CONST	\$6,136,000	\$4,909,000	STP>200K	NA	Amendment #3	Project Transfer from Main St. and La. 182 Widening (H.011904, H.013303 and H.013304) to road extension	

H.013303, H.013304	Main St. Widening	Rehabilitating and adding turning lane	CONST	\$6,136,000	\$4,909,000	STP>200K	NA	Amendment #3	H.013303 and H.013304 Deletion from the Program
NA	Transferring funds within projects	Roundabout	CONST	\$1,806,000	\$361,200	STP>200K	FY19	Amendment #3	Decrease cost of La 93 widening by 1.806 million and transfer those funds to La. 93 @ Eraste Landry roundabout. Scope of La. 93 has changed to reduce cost estimate
H.009520	LA 3168: NEW BRIDGE @BNSF-US 90 (LAFAYETTE)	New bridge/under pass to separate Apollo Rd. from BNSF Railroad	ENV, ENGR, ROW, UTIL	\$9,400,000	\$7,520,000	STPFLEX	FY19-20	Amendment #3	Inclusion of this project on the TIP. Project started in 2012 and has feasibility study completed
H.003459	I-49 INTERCH: LA726/LA98/ POINT DES MOUTON	Intersection improvements adjacent to interchange	ROW, UTIL, and CONST	\$1,614,000	\$1,614,000	HSIP	FY20-21	Amendment #3	Project name change. Project has turned into a j turn type project
NA	TIP Amendment Modification Procedure change	NA	NA	NA	NA	NA	NA	Amendment #3	Change amendment modification procedure from +/- 20% or 600K at less than \$3M to +/- 25% or \$1.25M at less than \$5M.
H.013819	BYU TECHE MB REHAB (PARKS)(HBI)	Structural Rehab of bridge	ENGR, CONST	\$3,895,000	\$3,116,000	STPFLEX	FY19-20	Amendment #3	New project
H.010601	I-10: LA 328 to LA 347	Widening of I- 10 to 6 lane	ROW	\$113,090,000	\$1,028,000	NHPP	FY19	Amendment #3	Added Right of Way phase to TIP for FFY19
H.010962	I-10 Cable Barrier (Lafayette/Aca dia)	Cable Barrier	CONST	\$6,050,000	0	HSIPPEN	FY20	Modification #3	Construction Moved from FFY19 to FFY20
H.012618	LA 347 DRAINAGE IMPROVEMENT S	Drainage improvements	CONST	\$540,000	\$432,000	STPFLEX	FY21	Modification #4	Construction moved from FFY20 to FFY21
H.009892	LDRR (NEW IBERIA) US 90 FR	Frontage rd. extension and new rail crossing	ENGR, UTIL, CONST	\$1,580,000	\$1,320,000	STPFLEX STP>200K	FY19- FY22	Modification #5	US 90 Frontage Rd. received project # on January 7 th . Project # was preexisting for a rail crossing to be funded with STPFLEX. Including project on TIP with the two funding sources
H.011485	LA336-1: BAYOU TECHE BRIDGE REHAB (HBI)	Bridge Rehabilitation	ENGR	\$501,000	\$400,800	NHPP	FY19	Modification #6	Engineering Cost Estimate increase from 75K to 501K
H.010353	US 167	Turn Lanes	CONST	\$13,300,000	\$13,167,000	HSIP	FY19	Amendment #4	Construction cost increase from \$9.6 to


	ACCESS MANAGEMENT												\$13.3 Million
H.010601	I-10: LA 328 to LA 347	Widening of I-10 to 6 lane	CONST		\$73,100,000	\$61,000,000	NHPP; Freight-HY	FY19	Amendment #4				Construction cost decrease from \$101.9 to \$73.1 Million. Adding funding source of Freight-HY
L.000083	NA	NA	NA		NA	NA	NA	FY19-22	Modification #7				Change name from "PAYBACK FOR ADVANCE CONSTRUCT" to "CONVERSION OF AC (INCLUDES DEBT SERVICE)
H.003459	I-49 INTERCH: LA726/LA98/ PONT DES MOUTON	Intersection improvements adjacent to interchange	ROW, UTIL, and CONST		\$1,614,000	\$1,452,600	HSIP	FY20-21	Modification #8				Project match has changed to 90% Federal 10% State
H.010353	US 167 ACCESS MANAGEMENT	Turn Lanes	CONST		\$13,500,000	\$13,365,000	HSIP	FY19	Modification #9				Construction cost increase from \$13.3 to \$13.5 Million
H.009214	Verot School Rd. Widening	La. 82 to Chemin Agreeable	ENV		\$400,000	\$80,000	STP>200K	NA	Amendment #5				Project Deleted from the TIP
H.009215	University Ave. Widening	Pont Des Mouton to I-49	ENV		\$400,000	\$80,000	STP>200K	NA	Amendment #5				Project Deleted from the TIP
H.004924	St. Martinville Bypass	Construct bypass road	ENV, ENGR		\$2,400,000	\$1,920,000	STP>200K	NA	Amendment #5				Project Deleted from the TIP
NA	Project Transfer St. Martinville and St. Martin Parish	Pavement Preservation	NA		\$2,400,000	\$1,920,000	STP>200K	NA	Amendment #5				Transfer funding from St. Martinville Bypass to La. 31 Pavement Preservation (3.5 miles). To be matched by LADOTD
NA	Project Transfer LCG	Intersection Improvement	NA		\$400,000	\$320,000	STP>200K	NA	Amendment #5				Transfer funding from Verot School Road EA to LA 182/Pinhook @ Kaliste Saloom Rd. Intersection Improvements
NA	Project Transfer LCG	Road improvements on University Ave.	NA		\$400,000	\$320,000	STP>200K	NA	Amendment #5				Transfer funding from University Ave. EA to University Ave. Corridor Project Phases I and II
NA	Project Transfer LCG	Road improvements on University Ave.	NA		\$200,000	\$160,000	STP>200K	NA	Amendment #5				Transfer funding from Congress St. Corridor Study to University Ave. Corridor Project Phases I and II
NA	Project Transfer LCG	Road improvements on University Ave.	NA		\$177,295	\$141,836	STP>200K	NA	Amendment #5				Transfer funding from Congress St. Roundabout design to University Ave. Corridor Project Phases I and II
NA	Project Transfer LCG	Road improvements on University Ave.	NA		\$3,849,280	\$3,079,216	STP>200K	NA	Amendment #5				Transfer funding from Main St. Redevelopment to University Ave. Corridor Project Phases I and II
NA	Project Transfer LCG	Study	NA		\$500,000	\$400,000	STP>200K	NA	Amendment #5				Transfer funding from Main St. Redevelopment to a study on Coolidge St.

NA	Project Transfer LCG	Preemption for H.012018	NA	\$1,500,000	\$1,200,000	STP>200K	NA	Amendment #5	(St. Mary to S. College) Transfer funding from Main St. Redevelopment to the addition of preemption installation as part of adaptive signal system project
NA	Project Transfer LCG	Study and ENGR	NA	\$1,000,000	\$800,000	STP>200K	NA	Amendment #5	Transfer funding from Main St. Redevelopment to a new Main St. Project (Study and Design only.)
H.014008	SIMCOE STREET CORRIDOR STUDY	Corridor Study	STUDY	\$550,000	\$440,000	STP>200K	FY20	Amendment #6	Received project number for Simcoe St. Planning study on 8/1/19
H.011832	CAMERON ST. OVERLAY	Pavement Preservation & Turn Lane	CONST, UTIL, ROW	\$4,668,000	\$3,734,000	STP>200K	FY20	Amendment #6	Right of way cost increase from \$200K to 1.818 million. 1.818 million being taken from St. Mary Street (H.011833). Utility and ROW costs broken out individually. Construction cost estimate increase to \$2.7
H.011833	ST. MARY STREET SIDEWALKS	Sidewalk Construction	CONST	\$1,782,000	\$1,426,000	STP>200K	FY19	Amendment #6	\$1.8 Million decrease of funding for this project
2019 Project Call	Various	Various	Various	\$19,966,817	\$15,973,453	STP>200K	FY23-24	Amendment #6	Projects adopted through the 2019 Project call cycle
H.011485	LA336-1: BAYOU TECHE BRIDGE REHAB (HBI)	Bridge Rehabilitation	CONST	\$4,750,000	\$3,800,000	NHPP	FY19	Amendment #6	Construction cost estimate increase from \$1.5 million to \$4.75 million
H.012174	I-10 : JEFF DAV PL-I-49 (OGFC/SLAB REPAIR)	Slab repair	CONST	\$22,000,000	\$17,600,000	FREIGHT-HY	FY22	Modification #10	Funding source change
H.012863	CYPRESS ISLAND HWY PAVEMENT PRESERVATION	Pavement Preservation	CONST, ENGR	\$1,464,083	\$1,098,062	STP>200K	FY20	Modification #11	Construction and Engineering moved back from FFY19 to FFY20
H.012864	LA 94/CARMEL DRIVE SIDEWALKS	New Sidewalks	CONST	\$493,636	\$394,908	STP>200K	FY20	Modification #12	Construction moved back from FFY19 to FFY20
H.011833	ST. MARY STREET SIDEWALKS	Sidewalk Construction	CONST, ENGR	\$2,282,000	\$1,426,000	STP>200K	FY20-21	Modification #13	Move Engineering to FFY20 and Construction to FFY21
H.012792	LA. 675 @ Airport Rd. Roundabout	Construct Roundabout	ROW, CONST	\$2,814,000	\$2,251,000	STP>200K	FY20-21	Modification #14	Moved Right of way to FFY20 and Construction to FFY21
H.012866	South College Rd. (La. 3025) Roundabout	Sidewalks	ENGR, CONST	\$758,229	\$606,583	STP>200K	FY19-20	Modification #15	Moved Engineering to FFY20 and Construction to FFY21
H.012868	Fortune Rd.	Pavement Preservation	ENGR, CONST	\$1,252,000	\$1,001,600	STP>200K	FY20	Modification #16	Moved Engineering to FFY20 and Construction to FFY21

H.009892	LDRR (NEW IBERIA) US 90 FR	Frontage rd. extension and new rail crossing	ENGR, UTIL	\$130,000	\$104,000	STP>200K	FY20-21	Modification #17	Moved Engineering to FFY20 and Utility phase to FFY21
H.013517	E Saint Peter St. Sidewalks	Sidewalks Construction	ENGR, CONST	\$294,562	\$235,649	STP>200K	FY20 and FY22	Modification #18	Moved Engineering to FFY20 and Construction phase to FFY22
H.013522	S LEWIS ST WIDENING	Widening	ENGR	\$142,855	\$114,284	STP>200K	FY20	Modification #19	Moved Engineering to FFY20
H.012870	LA 93: I-10 RAMP - RENAUD	Add Turn Lanes	ENGR, ROW, CONST	\$3,453,000	\$2,762,400	STP>200K	FY20-21	Modification #20	Moved Engineering phase to FFY20. Right of way and Construction moved to FFY21
H.012871	Détente Road Pavement Preservation	Pavement Preservation	ENGR	\$110,000	\$88,000	STP>200K	FY20	Modification #21	Moved Engineering to FFY20
H.012869	LA 182 (UNIV) @ LA 723 (RENAUD)	Roundabout	ENG	\$216,600	\$173,280	STP>200K	FY20	Modification #22	Moved Engineering to FFY20
H.012231	Bertrand Dr. Streetscape	Streetscape	CONST	\$1,558,700	\$1,246,960	STP>200K, TAP	FY21	Modification #23	Moved construction to FFY21
H.012618	LA 347 DRAINAGE IMPROVEMENT S	Drainage improvements	CONST	\$540,000	\$432,000	STPFLEX	FY22	Modification #24	Construction moved to FFY22
H.012861	Prejean Rd. Pavement Preservation	Pavement Preservation	CONST	\$382,800	\$306,240	STP>200K	FY20	Modification #25	Construction moved to FFY20
H.012018	Lafayette Adaptive Signal Systems	Adaptive Signal System	CONST	\$7,894,371	\$7,104,934	STP>200K	FY20	Amendment #7	Cost increase for inclusion of preemption \$1.266 million and increase for cost of \$2,539,971 on adaptive component . Moved Construction to FFY20
H.007233	Various Locations in Lafayette Parish	Pavement Markings	CONST	\$1,100,000	\$880,000	STP>200K	FY20	Amendment #7	Project put back on TIP for FFY20
H.012016	Ed Broussard Rd. Sidewalks	Sidewalks	CONST	\$500,500	\$400,400	STP>200K	FY20	Amendment #7	Project put back on TIP for FFY20
H.012304	LCG Rural Overlay Program	Pavement Preservation	CONST	\$3,960,000	\$3,168,000	STPFLEX	FY20	Modification #26	Construction to be let FFY20
H.012738	NELSON CANAL & MORBIHAN BRIDGE REH	Bridge Rehabilitation	STUDY	\$150,000	\$120,000	STPFLEX	FY20	Modification #27	Feasibility phase moving to FFY20. Cost decrease to \$150K
H.013025	LA 182: JEANNE ST TO ST GILMAN RD	Corridor Improvements	ENV, ENGR, ROW and CONST	\$6,848,000	\$5,478,400	STP>200K, STPBOND	FY20- FY21	Amendment #8	Add Environmental, Engineering , Right of Way and Construction phases into TIP.

H.012018	Lafayette Adaptive Signal Systems	Adaptive Signal System	CONST	\$7,894,371	\$7,104,934	STP>200K	FY20	Modification #28	Name change to Adaptive Traffic Signal Design and Imp.
----------	-----------------------------------	------------------------	-------	-------------	-------------	----------	------	------------------	--------------------------------------------------------

TABLE OF CONTENTS		Page
Title page.....		1
Recordation of amendments and administrative modifications in detail.....		2
Table of Contents.....		3
Introduction.....		5
Map of MPO Urban Area.....		6
Definitions, Acronyms and Technical Terms.....		7
Joint Certification.....		11
TIP Reference.....		12
TIP Development Process.....		14
Integration of Performance Measures.....		23
<u>TIP PROJECTS — STATE HIGHWAY ELEMENT</u>		
Year One (FY 2019).....		29
Year Two (FY 2020).....		31
Year Three (FY 2021).....		32
Year Four (FY 2022).....		33
<u>TIP PROJECTS — CALL FOR PROJECTS ELEMENT</u>		
Year One (FY 2014).....		34
Year Two (FY 2015).....		35
Year Three (FY 2016).....		36
Year Four (FY 2017).....		37
<u>TIP PROJECTS — STATE HIGHWAY ELEMENT – (Other/Generic/Safety/Maintenance)</u>		
Itemized Line Item Projects.....		38
<u>TIP PROJECTS — TRANSIT ELEMENT</u>		
Year One (FY 2019).....		44
Year Two (FY 2020).....		45
Year Three (FY 2021).....		46
Year Four (FY 2022).....		47
<u>TIP PROJECTS — LOCAL PROJECTS ELEMENT</u>		
Major Non-State Road Project Portion.....		48
Appendix A The Tip Package (Resolutions).....		49



INTRODUCTION

Transportation Improvement Program (TIP)

The *Transportation Improvement Program (TIP)* is a staged, multi-year program of improvements scheduled for the Acadiana Metropolitan Planning Area. The Acadiana Planning Commission, being the state-designated Metropolitan Planning Organization (MPO) for the Acadiana Metropolitan Area, is responsible for the development of this document. This document is a cooperative effort between the Louisiana Department of Transportation and Development and the Acadiana MPO. The STIP is the statewide counterpart to the TIP.

Compliance with the FAST (Fixing America's Surface Transportation act): (FAST)

The Safe, Affordable, Flexible, Efficient Transportation Equity Act: A Legacy for Users of 2019 (FAST) was designed to direct the development of a “national intermodal transportation system that is economically efficient and sound, provides the foundation for the nation to compete in a global economy, and will move people and goods in an energy efficient manner.” The TIP plays an integral part in this mission by providing a party list of projects and project segments to be constructed within a four (4) year period following the program’s adoption. Because of the passage of FAST, the TIP must:

1. Incorporate all improvements to be completed within the Metropolitan Area, including Public Transit, Pedestrian and Bikeway improvements, Safety Improvements, and Enhancements;
2. Incorporate a financial plan that demonstrates that the projects selected can be implemented within the defined time frames;
3. Incorporate a priority list of projects to be carried out in each year of a four-year period;
4. Include transportation projects that are consistent with the long-range transportation plan approved and adopted for the Metropolitan Area.

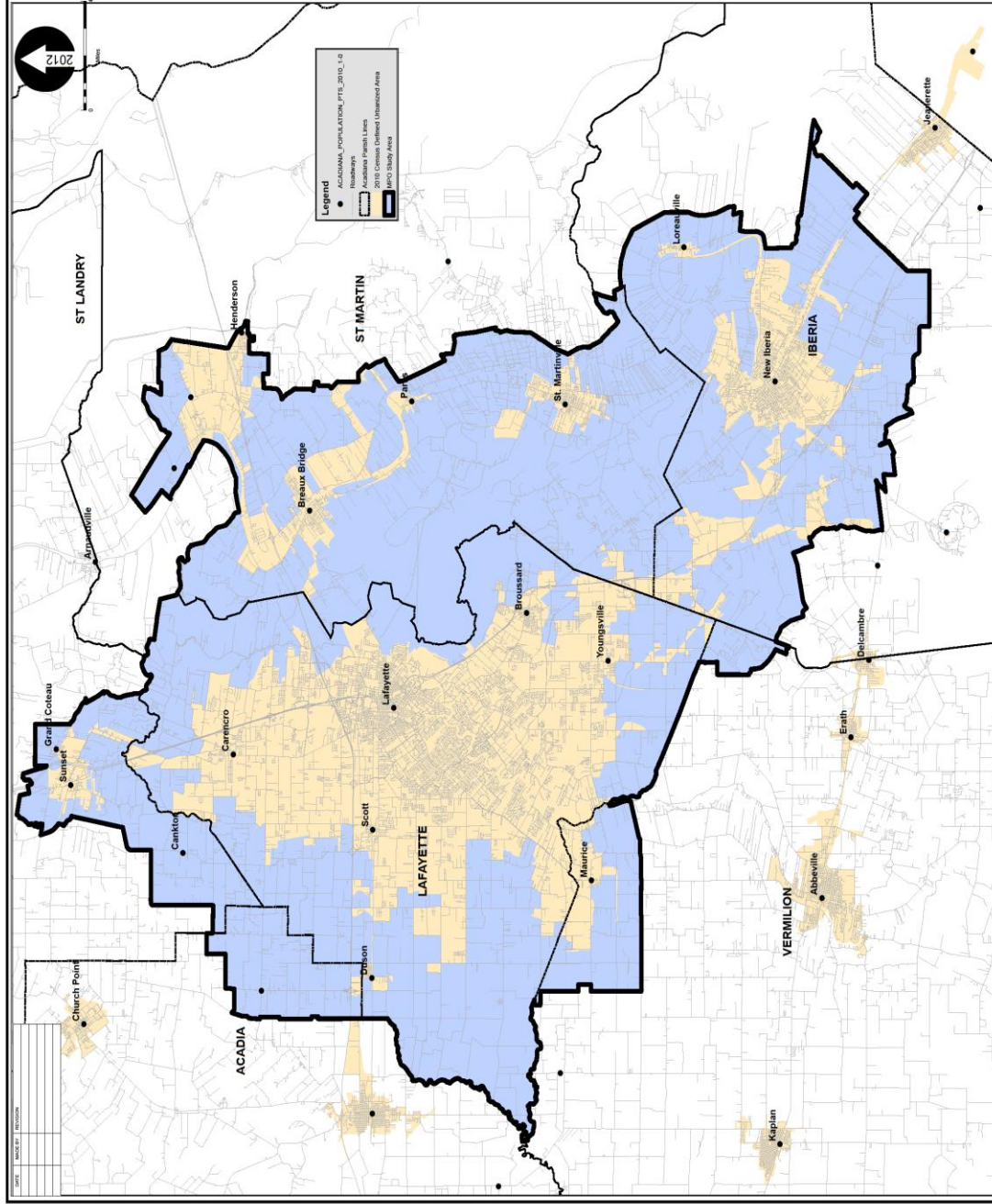
Compliance with the Financial Plan Requirement


All the projects listed within the program, with exception of transportation enhancements, have identified sources of federal, state, or local revenues. Transportation Enhancement projects are included within this document in response to application requirements which establish listing of projects in the adopted TIP as a prerequisite to consideration for funding.

Projects Adoption Procedure

The Citizen Advisory Committee (CAC) is charged with reviewing transportation related issues and advising such to the TTC. The Transportation Technical Committee (TTC) is charged with the responsibility of reviewing and recommending for adoption the proposed program of projects to be covered within this document. The Transportation Policy Committee (TPC), charged with the responsibility of adopting the proposed program, has the final recommending authority on all projects involving Federal or State funding. Once the TIP program is adopted, it is submitted to the Louisiana Department of Transportation and Development and the Governor for approval and inclusion into the State of Louisiana Transportation Improvement Program.

MPO URBAN AREA





**2010 Acadiana
Metropolitan Planning Organization Area
Showing MPO Study Area, and
Smoothed Urbanized Area**

Sheet No.	Project Number: 26210-019-07- ESRI-MXD		
1 of 1	Drawn By: FTS	Checked by: MKL, CCMB	
Map Version	Plan: CDC	Date: 04/15/2013	
1.0			

DEFINITIONS

Arterial Street – A major street, primarily for through traffic, characterized by a high traffic volume capacity coupled with unlimited access to adjacent streets, not designed as a highway.

Area Source – Small stationary and non-transportation pollution sources that are too small and numerous to be included as point sources but may collectively contribute to air pollution.

CAAA: Clean Air Act Amendments of 1990 – Legislation that identifies mobile sources as a major source of pollution and calls for stringent new requirements in metropolitan areas and states where attainment of the NAAQS is contested.

Carbon Monoxide (CO) – A colorless, odorless, tasteless gas formed in a large part by the incomplete combustion of fuel.

Emission Inventory – A complete list of sources and amounts of pollution within a specific area and time interval.

EPA: The Environmental Protection Agency – Federal agency created in the *Environmental Protection Act of 1970* that is responsible for enforcing, monitoring, and maintaining federal environmental laws.

Federal Aid Urbanized Area – An area that contains at least 50,000 people and has sufficient population density to be classified as urban by the Federal Highway Administration.

FHWA: The Federal Highway Administration – An agency of the U.S. Department of Transportation with jurisdiction over highway and bridges. FHWA administers the Federal Lands Highway program.

ISTEA (Intermodal Surface Transportation Efficiency) Act of 1991 A major piece of Federal legislation that implements broad changes in the way transportation decisions are made. ISTEA emphasizes diversity and balance of modes and the preservation of existing systems. It imposes a series of environmental, social and energy factors that must be considered in planning, programming, and selection of projects.

La DEQ: The Louisiana Department of Environmental Quality – The State of Louisiana agency with jurisdiction over environmental regulation.

La DOTD: Louisiana Department of Transportation and Development – The State of Louisiana agency with jurisdiction over transportation.

Level of Service (LOS) – A combination of operating conditions of a given facility that allows it to accommodate Traffic Volumes.

Fixing America's Surface Transportation act (FAST) – Most recent Transportation Bill adopted on December 4, 2015.

Metropolitan Boundaries – The area represented by the existing urbanized area and the contiguous area forecasted to be urbanized in a 20-year horizon for the region. The area may include the entire metropolitan statistical area as designated by the Bureau of the Census or

another area as agreed upon by the governor and MPO. Unless agreed upon by the metropolitan organization and the governor, the area must also include the area of nonattainment of the NAAQS as defined by the CAAA.

Metropolitan Area – An area with a population of at least 50,000 as defined by the Bureau of the Census.

MPO: The Metropolitan Planning Organization – An organization established by the Governor and units of local government which represent 75% of the affected population to carry out the transportation planning process as required in the Section 134 of Title 23 of the United States Code as defined by Moving ahead for Progress in the 21st century (FAST).

Mobile Source – Mobile sources include motor vehicles, aircraft, seagoing vessels, and other transportation modes. The mobile source related pollutants are carbon monoxide (CO), hydrocarbon (HC), oxides of nitrogen (NOx), and small particulate matter (PM₁₀).

National Ambient Air Quality Standards (NAAQS) – Federal standards that set allowable concentrations and exposure limits for various pollutants. The standards are developed by the Environmental Protection Agency (EPA) in response to the requirements of the Clean Air Act and subsequent amendments.

Nonattainment Area – A geographic region of the United States that has been designated not complying with the NAAQS by the EPA.

Ozone (O₃) – Ozone is a colorless gas with a sweet odor. It is not a direct emission from transportation sources. Ozone is a secondary pollutant formed when hydrocarbons and oxides of nitrogen combine in sunlight. The ozone is associated with smog and haze conditions. Although the ozone in the upper atmosphere protects us from harmful ultraviolet sunlight, ground level ozone produces an unhealthy environment in which to live.

Stage II Vapor Recovery System – A program designed to reduce hydrocarbon emissions during refueling.

State Implementation Plan (SIP) – A plan mandated by the Clean Air Act and subsequent amendments that contains procedures to monitor, control, maintain, and enforce compliance with NAAQS.

TRANSPORTATION CONTROL MEASURES (TCM) – Specific measures that reduce emissions by reducing vehicle use and/or controlling traffic flow.

TRANSPORTATION DEMAND MANAGEMENT (TDM) – Specific measures that reduce demand for transportation demand by promoting transit and/or utilizing work hours.

TEP – The Transportation Enhancement Program that is a federally funded program administered through the LA DOTD. It aims to build a more balanced transportation system that includes sidewalks for pedestrians and bike-path for bicyclists and any mobility impaired person using a wheel chair. It can include safety and educational activities for pedestrians and bicyclists, landscaping and other scenic beautification, historic preservation, acquisition of scenic easements and scenic or historic sites, preservation of abandoned railway corridors,

scenic or historic highway programs including the provision of tourist and welcome center facilities, archaeological planning and research, control and removal of outdoor advertising, environmental mitigation and establishment of transportation museums. To simplify the reading of this document, a following list of the commonly used abbreviations is provided:

<u>Abbreviation</u>	<u>Translation</u>
AS	Alignment Study
ADT	Average Daily Traffic
BEP	Bike, Equestrian, and Pedestrian Project
UPWP	Unified Planning Work Program
TIP	Transportation Improvement Program
SIP	State Implementation Plan for Air Quality Attainment
LMATS	Lafayette Metropolitan Area Transportation Study 1992-2012
STP	Strategic Thoroughfare Plan Map
CTP	Consolidated Thoroughfare Plan Map
CIP	Capital Improvements Plan
FCTP	Financially Constrained Transportation Plan 2000-2030
MMTI	Major Metropolitan Transportation Investment Study
TEP	Transportation Enhancement Program Submitted to Obtain Federal Enhancement Funds
CAC	Citizen Advisory Committee
TTC	Transportation Technical Committee
TPC	Transportation Policy Committee
LCG	Lafayette Consolidated Government
MPO	Metropolitan Planning Organization
La DOTD or DOTD	Louisiana Department of Transportation and Development
LaDEQ or DEQ	Louisiana Department of Environmental Quality
DOT	The U.S. Department of Transportation
FHWA	Federal Highway Administration
FTA	Federal Transit Administration
EIS	Environmental Impact Statement
EA	Environmental Assessment
EPA	Environmental Protection Agency
ISTEA	Inter-modal Surface Transportation Efficiency Act of 1991
CAAA	Clean Air Act Amendments of 1990
TEA21	Transportation Equity Act of the 21 st Century
NHS	National Highway System Funding Part of the ISTEA
IM	Interstate Maintenance Part of the ISTEA
HBRP	Bridge Replacement Part of the ISTEA

Abbreviation

STP
SRH
RUD
RPC
TMA
TRN
TCM
CMA
AQ
V/C
VMT
HPMS
CO
NOX
VOC
NAAQS
PE
ITS

Translation

Surface Transportation Program Funding Part of the ISTEA
Street, Road, and Highway Project
Road Utility District
Regional Planning Commission
Transportation Mitigation Area
Transit Project
Technical Committee Meeting
Congestion Mitigation Area
Air Quality
Volume to Capacity Ratio
Vehicle Miles Traveled
Highway Performance Monitoring System
Carbon Monoxide
Nitrogen Oxide
Volatile Organic Compounds
National Ambient Air Quality Standard
Preliminary Engine
Intelligent Transportation System

**Joint Certification of the Metropolitan
Transportation Planning Process**

In accordance with the federal legislation, 23 Code of Federal Regulations 450.336 and the Fixing America's Surface Transportation (FAST) Act, the Louisiana Department of Transportation and Development (LADOTD), and the Acadiana Metropolitan Planning Organization for the Lafayette urbanized area hereby certify that the transportation planning process is addressing the major issues in the metropolitan planning area and is being conducted in accordance with all applicable requirements of:

1. 23 U.S.C. 134, 49 U.S.C. 5303, and this subpart;
2. In nonattainment and maintenance areas, sections 174 and 176 (c) and (d) of the Clean Air Act, as amended (42 U.S.C. 7504, 7506 (c) and (d) and 40 CFR part 93;
3. Title VI of the Civil Rights Act of 1964 as amended (42 U.S.C. 2000d-1) and 49 CFR part 21;
4. 49 U.S.C. 5332, prohibiting discrimination on the basis of race, color, creed, national origin, sex, or age in employment or business opportunity;
5. Section 1101(b) of the FAST Act (Pub. L. 114-357) and 49 CFR part 26 regarding the involvement of disadvantaged business enterprises in DOT funded projects;
6. 23 CFR part 230, regarding the implementation of an equal employment opportunity program on Federal and Federal-aid highway construction contracts;
7. The provisions of the Americans with Disabilities Act of 1990 (42 U.S.C. 12101 et seq.) and 49 CFR parts 27, 37, and 38;
8. The Older Americans Act, as amended (42 U.S.C. 6101), prohibiting discrimination on the basis of age in programs or activities receiving Federal financial assistance;
9. Section 324 of title 23 U.S.C. regarding the prohibition of discrimination based on gender; and
10. Section 504 of the Rehabilitation Act of 1973 (29 U.S.C. 794) and 49 CFR part 27 regarding discrimination against individuals with disabilities

for 
Shawn Wilson, Secretary
Louisiana Department of
Transportation and Development

DATE 9/7/18


Bill Fontenot, Chair
Acadiana MPO Policy Committee

DATE 7-18-18

TRANSPORTATION IMPROVEMENT PROGRAM (TIP) REFERENCE

Improvements listed in this **TIP** are defined by the following:

- A. **Improvement Name:** Generally, the name of the improvement is referenced by a local street, road, or highway. State Projects may include a “Route Number.”
- B. **Improvement Description:** Describes the transportation improvement.
- C. **Improvement State:** All improvements are implemented through a staged process that has a beginning and an end. This reference identifies what working stage, out of four, the transportation improvement is in.
- D. **Improvement Length:** Most transportation improvements reflect linear measurements or the distance (length) of the project from point A to point B. When applicable, this reference identifies the distance in miles and kilometers.
- E. **Federal/State/Local Funds:** Federal, State, and Local transportation improvement agencies have different funding categories or “funds” available through various programs. This reference helps identify the specific program fund source for the project.
- F. **Stage Cost/Total Cost:** Transportation improvement projects can take five, ten or more years to complete. This reference identifies the estimated or projected cost for the entire project and the budget funding allocation for the improvement staged in the current transportation program year.
- G. **Federal/State/Local:** The three primary financial sources for funding the Total Cost of transportation improvements that are Transportation Funding: identified with the dollar amounts contributed. Private contributions are included under the local column.
- H. **Sponsoring Agency:** Every transportation improvement has a coordinating or sponsoring agency. Several funding sources may be involved, but usually there is one lead agency responsible for a transportation improvement at any given time.
- I. **LA DOTD ID Number:** The Louisiana Department of Transportation and Development requires a state transportation project number on all improvements with state or state funding participation.
- J. **Federal ID Number:** The Louisiana Department of Transportation and Development requires a state transportation project number on all improvements with federal funding participation.
- K. **Local ID Number:** Where a Federal or LA DOTD number was not applicable, a local project number was assigned to the project. This number corresponds to project numbers found within the sponsoring agency’s designated Capital Improvements Program.

The TIP Development Process

Financial Constraint

The projects contained in the Transportation Improvement Program (TIP) (FY 2019-2022) are derived from Acadiana's overall 25-year transportation plan. Both the TIP and the *Financially Constrained Transportation Plan (FC TP)* have been financially constrained to reflect realistic and available levels of project funding.

The projects shown for advancement in this TIP were fully discussed with the Transportation Technical Committee (TTC) and the Transportation Policy Committee (TPC). State and Federally funded projects were mutually agreed upon with DOTD as to overall merit and funding availability for inclusion in the State TIP (*STIP*).

Based on financial data obtained from DOTD, Acadiana has averaged about \$8,475,464 annually in Federal and State funding, including Interstate funds. A computerized record of all authorized projects covering a 20-year period was obtained from DOTD.

Projects shown for urban systems greater than "200 k" (areas greater than 200,000 population) funding are also financially constrained, reflecting the annual attributable amount (approximately \$6,000,000 in FY19-22). This \$6,000,000 requires a 20% local match. If the project in question is a State project sometimes the state will provide the local match. In all other projects is in incumbent upon the MPO to find the match.

Transit

On the transit side, majority of the project funding is based on (**Section 5307 FTA Formula**) formula grant for *operating assistance and capital acquisition* that is identified annually in the **Federal Register** as being approximately \$500,000 for the Acadiana Urbanized Area. Additional *discretionary* capital grant (**Section 5339 FTA Discretionary**) averaging \$200,000 has been applied to various transit projects in the last four years.

Matching funds for transit projects come from the entity requesting. Non-formula federal funds (**Section 5339 FTA Discretionary**) are only programmed if these projects are in a high priority area such as bus replacement, bus facilities, or if the projects are identified in current or pending *congressional* authorizations. In summary, the projects contained in the TIP reflect a single agreed upon master program of projects that was developed jointly with the local governments and the Louisiana State Department of Transportation and Development. The Acadiana MPO has placed high priority on projects intended to improve the overall economic competitiveness of the area, particularly those projects which significantly enhance the overall movement efficiency of goods and resources.

Prioritization of Projects

The Acadiana Planning Commission, in close consultation and cooperation with LA DOTD, prepares a draft of the TIP document whenever it is amended. This amended document is widely distributed for public review and comments (see public involvement section) and is presented to the MPO's transportation committees for review, comment, and concurrence. In addition to local planning and public works professionals, the

Transportation Technical Committee consists of representatives from modal agencies, including airport and public transit officials. A roster of the Transportation Technical Committee (TTC), and Transportation Policy Committee (TPC) Memberships is listed in Appendix B. Projects contained in the TIP document are organized in accordance with the federal fiscal year that begins October 1, 2014. The TIP covers the four-year period: FY 2018-2019; FY2019-2020; FY2020-2021; and, FY 2021-2022. The TIP may also show future years.

Wherever possible, construction let dates are shown to advise local officials and the public as to when construction is likely to begin. The Acadiana Planning Commission staff works very closely with LA DOTD staff and other vested entities to establish realistic project priorities, based on where the project rests in the implementation pipeline. Meetings are held with La DOTD to monitor the actual status of TIP projects and scheduled letting dates. These meetings are called Whiteboard meetings and are held on an annual basis. These meetings have helped Acadiana to establish firm project priorities rather than “paper” priorities. This review considers important factors such as the status of environmental clearances, survey work, preliminary plans, right-of-way, utilities, advance checkpoints and final plan preparation. When taken together, these criteria establish the relevant let date and therefore the priority order for implementation of TIP projects. The cost of the project, type of funding, and the availability of proposed funding are also considered in priority setting. The above project information is made available to the Technical Committee, or the public upon request, and project work status is utilized extensively in establishing the priority program. The draft TIP is also presented to the TTC and TPC for review and input, along with any citizens’ comments received prior to finalization of priorities.

The *Acadiana MPO's Project Selection process* has been newly created since the MPO's transition to >200K. The MPO receives approximately \$6,000,000 per year under the STP > 200K funding source. Of this money about \$4,000,000 will be allocated to projects that qualify and are selected through this process (funding amounts subject to change). The MPO accepts applications for federal funds through local and regional government jurisdictions. Entities that fill out applications must work with the local respective municipality they are in or the Louisiana Department of Transportation to sponsor a project.

Solicitation letters and project applications will be sent annually to the jurisdictions within the MPO area. The MPO will give the jurisdictions an adequate amount of time to process the applications and return. After returning the Projects will be graded according to the matrix in the *TIP Handbook*. This matrix includes qualifiable measures such as current pavement quality in order to mesh with performance measure targets and to prioritize projects that can show an improvement for the targets set. The recommendations of the MPO will be vetted first through the Project Evaluation Subcommittee, then adopted through normal MPO Process. Jurisdictions acting as the Local Public Agency (LPA) will be responsible for these projects. The TIP and these LPA projects will be reviewed semi-annually for reasonableness. If projects are deemed to be non-compliant in advancement, then they will be removed or pushed back into a later fiscal year.

Relationship of TIP to Long-Range Transportation Plan

Projects contained in Acadiana MPO's TIP have evolved through the transportation planning process. This analysis process is based on the seven planning factors contained in *Fixing America's Surface Transportation act (FAST)*. These factors and the resulting analysis are utilized by the Planning Staff in the development of an integrated transportation plan and TIP for the Acadiana Metropolitan Planning Area. The *2040 Financially Constrained Transportation Plan (FCTP)*, contains comprehensive discussions as to how these factors are being specifically applied in the Urban Area to develop a transportation system that facilitates the efficient, economic movement of people and goods.

Relationship of the TIP to the Air-Quality Conformity

On October 14, 1994, the Acadiana Urbanized Area was re-designated as an Air Quality (ozone) Attainment with Minimal Maintenance area by the U.S. Environmental Protection Agency. This designation reflects the fact that the Acadiana Metropolitan Area suffered some ozone problems in the 1970 and 80's but has met the *National Ambient Air Quality Standards* (NAAQS) in recent years. This designation recognizes the area's new status as an Attainment Area but requires a continued review of projects likely to have detrimental air quality impacts.

The previous TIP as adopted March 27, 2015 and the Financially Constrained Transportation Plan (FCTP) (Long-Range Transportation Plan) were analyzed for their conformity with the *State Implementation Plan* for Air Quality Attainment (SIP) and with each amendment to these Plans. The Air Quality Conformity Analysis outcome being consistent with the *Clean Air Act Amendments of 1990* (CAAA) to conformity regulations indicated that FCTP and TIP resulted in a net air quality benefit to the region.

The previous TIP projects are consistent with the FCTP and with only minor exceptions were included in the previous Conformity Analysis. The regionally significant projects added, that will increase capacity, have been tested for Air Quality conformity. All other amendments have been for either projects that fall within categorical exclusions, represent minor reprioritization of existing projects, or are not regionally significant. Projects involving roadway reconstruction work were included for 2019-2022.

Therefore, the Transportation Policy Committee of the Metropolitan Planning Organization for the Acadiana MPO has determined that the FY2019-2022 TIP is substantially identical to the TIP and FCTP in the Air Quality Conformity Analysis and therefore is in conformity with the STIP.

Public Involvement

Citizen participation has been encouraged throughout the formulation of the TIP, FCTP, and CTP. The Metropolitan Planning Organization has made use of local newspapers, neighborhood meetings and extensive mail outs to inform citizens regarding the planning process, the transportation plans, important projects, and to promote alternative transportation modes. On its own initiative, several publications of project maps were displayed by the MPO at locations throughout Acadiana. As for specific projects, special meetings were scheduled and held to address the public's concerns.

The MPO has also made use of local newspapers to inform the public of important regional projects and to promote alternative transportation modes including transit bus service, bicycling, etc. Public meeting notices on the FCTP, CTP and TIP, any amendments thereto, and the Acadiana MPO's *Unified Planning Work Program* (UPWP) for Transportation Planning are placed at various public site locations for citizen review and comment.

Distribution of TIP Document for Public Review

Copies of the draft TIP were placed at nine governmental offices and libraries throughout the metropolitan area at least 15 days prior to adoption by the Transportation Policy Committee for citizen review, input and comment. The public is also afforded the opportunity to express their comments directly to the Citizen Advisory Committee, Transportation Technical Committee (TTC), and Transportation Policy Committee (TPC) for the Metropolitan Study Area on the TIP document prior to official action. No public comment was made for the adoption of this TIP.

Adoption of the TIP

Public meetings were held to adopt the 2019-2022 TIP. These meetings were standard MPO TTC and TPC meetings which are open to the public. The TTC adopted the TIP on 7/4/18 and the TPC adopted on 7/18/18.

Project Listings

The tables starting on page 22 represent both the Highway Element, Call for Projects Element, and the Transit Element, all covering the same period for the TIP. Additionally, a table with projects let in previous years is included in the Appendix. All projects that were in the previous TIP having been authorized are listed. Because of the timing of the TIP, a listing of the projects that are scheduled for authorization in the last quarter will be included. This list will contain a note that some of the projects may carry over to the next fiscal year. This note allows the DOTD to reschedule projects in the last quarter, after the TIP has been completed, without having to amend the TIP. Secondly, a list of projects that have been removed from the TIP will be included. This is important in identifying projects that may affect the conformity for nonattainment and maintenance areas or projects that cannot be scheduled for various reasons. This section will illustrate the project and the reason for project moving as well as the regional significance of this project.

While every effort has been made to develop this document using the latest information available at the time, it is recognized that there are uncertainties in the development of projects, right-of-way acquisition, relocation of utilities, acquisition of permits, costs, funding availability, etc. Therefore, the Policy Committee has no objection to phases of projects moving with the TIP of STIP as necessitated by the situation and gives its approval to the MPO staff to make those necessary changes without action by the Policy Committee.

Procedures to Amend or Administrative Modify the Louisiana Statewide (STIP) and Transportation Improvement Programs (TIPs)

The following procedures are applicable for processing amendments or administrative modifications to the Statewide (STIP) or Metropolitan Transportation Improvement Programs (TIPs). In accordance with the provisions of 23 CFR 450.218 (b), the STIP shall be developed in cooperation with the MPO designated for a metropolitan area. Each metropolitan Transportation Improvement Program (TIP) shall be included without change in the STIP, directly or by reference, after approval of the TIP by the MPO and the Governor. A metropolitan TIP in a nonattainment or maintenance area is subject to a FHWA/FTA conformity finding before inclusion in the STIP. In areas outside a metropolitan planning area but within an air quality nonattainment or maintenance area containing any part of a metropolitan area, projects must be included in the regional emissions analysis that supported the conformity determination of the associated metropolitan TIP before they are added to the STIP.

In accordance with 23 CFR 450.218(n), projects in any of the first four years of the STIP may be moved to any other of the first four years of the STIP subject to the project selection requirements of 23 CFR 450.222. Such modifications do not require formal approval, provided expedited project selection procedures have been adopted in accordance with 23 CFR 450.222 and the required interagency consultation or coordination is accomplished and documented.

An **Administrative Modification** is a minor revision to a long-range statewide or metropolitan transportation plan, Transportation Improvement Program (TIP), or Statewide Transportation Improvement Program (STIP) that includes minor changes to project phase costs, funding sources of previously included projects and project phase initiation dates. An administrative modification is a revision that does not require public review and comment, re-demonstration of fiscal constraint or a conformity determination (in nonattainment and maintenance areas).

Administrative Modification thresholds include:

1. Revisions to a project description without changing the project scope or which do not conflict with the pertinent environmental document;
2. Minor changes to the cost of a project phase (Feasibility, Environmental, R/W, Utility Relocation, Engineering, Construction):
 - Funding changes are limited to \$1,250,000 for project phases ≤\$5,000,000.
 - For project phases >\$5,000,000, an administrative modification is limited to budget changes of less than 25% in funding.
3. Minor changes to funding sources of previously included project phases that do not affect fiscal constraint of the STIP or the ability to complete the project as initially described;
4. Minor changes to project phase initiation dates as long as the project stays within the approved STIP/TIP timeframe and do not affect fiscal constraint of the STIP or the ability to complete the project as initially described. 23 CFR 450.218(n);
5. A change in the project or implementing agency;
6. A split or combination of individually listed projects; as long as cost, schedule, and scope remain unchanged;
7. The addition or deletion of projects from grouped project (line item) listings as long as the line item total funding amounts stay within the guidelines in number two above.

Administrative modifications can be processed in accordance with these procedures provided that:

1. It does not affect the air quality conformity determination, including timely implementation of Transportation Control Measures (TCMs),
and;
2. It does not impact financial constraint of the STIP or the ability to complete the projects as described.

Each MPO approved administrative modification needs to be published online separately from TIP amendments. The MPO should summarize this as an information item to the MPO committee members each month. The MPO Board may delegate approval of administrative modifications to the MPO's Executive Director. If the MPO Board delegates approval of administrative modifications to the Executive Director, the MPO will need to provide copies of the delegation to the LADOTD, FHWA, and FTA. Any administrative modifications will be forwarded to the LADOTD Transportation Planning Section and Public Transportation Section for approval on behalf of the Governor.

If a project affected by an administrative modification is located within the planning boundaries of an MPO, the MPO must first generate and/or accept the administrative modification for its TIP. Once approved by the MPO, the LADOTD, on behalf of the Governor, can incorporate the administrative modification into Louisiana's STIP. The LADOTD will immediately notify the MPO, FHWA, and FTA of any approved administrative modification(s). The LADOTD can incorporate a STIP administrative modification before it is approved by the MPO as long as the TIP administrative modification process has started and if waiting for the TIP administrative modification documentation will delay the letting.

For projects in a rural area, once approved by the LADOTD, on behalf of the Governor, the administrative modification will be incorporated into Louisiana's STIP. The LADOTD will immediately notify the MPO, FHWA, and FTA of any approved administrative modification(s).

An **Amendment** is a revision to a long-range statewide or metropolitan transportation plan, TIP, or STIP that involves a major change to a project or project phase included in a metropolitan transportation plan, TIP, or STIP, including the addition or deletion of a project or a project phase, a major change in project/project phase cost or a major change in design concept or scope (e.g., changing project termini or the number of through traffic lanes). Changes to projects that are included only for illustrative purposes do not require an amendment. An amendment is a revision that requires public review and comment, re-demonstration of fiscal constraint and/or a conformity determination (for metropolitan transportation plans and TIPs involving "non-exempt" projects in nonattainment and maintenance areas). TIP amendments with proof of action must be posted on the respective MPO website within 30 days. In the context of a long-range statewide transportation plan, an amendment is a revision approved by the State in accordance with its public involvement process.

If a project affected by an amendment is located within the planning boundaries of an MPO, it must first be amended in the TIP before it can be amended in the STIP. Once approved by the LADOTD, on behalf of the Governor, the amendment will be incorporated into Louisiana's STIP. The LADOTD will immediately notify the MPO, FHWA, and FTA of any approved amendment(s).

Amendments: are all other changes to STIP/TIPs that are outside of the administrative modification listed above.

Timeline for Amendment Approval

When an amendment is sent to the FHWA, it will take a maximum of two weeks to be processed. The FHWA can partially approve an amendment on a project by project basis. Any project or phase of a project not approved will be resubmitted once questions and/or concerns have been resolved.

Dispute Resolution

If a question arises regarding the interpretation of an administrative modification or an amendment; the LADOTD, FHWA, FTA and MPO, as appropriate, will work to resolve the issue in coordination with each other. If after consultation, the parties disagree on the definition of what constitutes an administrative modification or an amendment, the final decision rests with the FTA for transit projects and FHWA for highway projects.

Quick Reference Chart for Amendments vs. Modifications

Administrative Modification	Amendment
Revision of a project description that does not significantly change the project design concept and/or scope	Major changes to a project including the addition or deletion of a project
Minor changes to project/project phase cost; applies to feasibility, environmental, R/W, utility relocation, engineering, construction <ul style="list-style-type: none"> • Funding changes are limited to \$1,250,000 for projects for ≤\$5,000,000 • For projects >\$5,000,000 an administrative modification is classified as a change of less than 25% in funding 	Major changes in project costs, project/project phase initiation dates, or a major change in design concept or design scope <ul style="list-style-type: none"> • Funding changes that are greater than \$1,250,000 for projects ≤\$5,000,000 • Change of 25% or more in funding
Minor changes to funding sources of previously included projects that do not affect fiscal constraint	Major changes to funding sources, such as adding a new federal funding source for a project not previously federally funded
Minor changes to project/project phase initiation dates as long as the project stays within the approved STIP timeframe and does not affect fiscal constraint	
A change in the project implementing agency	
A split or combination of individually listed projects; as long as cost, schedule, and scope remain unchanged	
The addition or deletion of projects from grouped project (line item) listings as long as the total funding amounts stay within the guidelines	

Amendments and Administrative Modifications to a Line Item

Line items are evaluated per phase, per fund, per year. Adding a new funding source to a phase of a line in a particular FFY would require a STIP amendment if it affected fiscal constraint (i.e. the current STIP includes \$10,000,000 or NHPP in FFY 2019 on Phase 6 of L.000053; by adding \$5,000,000 in STPFLEX to that line item in that year and phase so that after approved, the current STIP will include \$10,000,000 in NHPP and \$5,000,000 in STPFLEX in FFY 2019 on Phase 6 of L.000053). Adding a phase to a line item also requires a STIP amendment.

For a line item phase, fund, year combination with a cost >\$5,000,000, changing the amount by more than 25% on that fund, in that phase and in that year requires a STIP amendment. For a line item phase, fund, year combination with a cost >5,000,000, changing the amount less than 25% on that fund, in that phase and in that year can be done by a STIP administrative modification.

For a line item phase, fund, year combination with a cost ≤\$5,000,000, the amount can be changed up to \$1,250,000 by a STIP administrative modification; changing the amount by more than \$1,250,000 requires a STIP amendment.

Adjusting existing amounts on funds within a phase and within a particular FFY of a line item that does not affect fiscal constraint of the STIP can be done by a STIP administrative modification (i.e. changing \$10,000,000 of NHPP and \$20,000,000 of STPFLEX in FFY 2019 on Phase 6 of L.000053 to \$3,000,000 of NHPP and \$27,000,000 of STPFLEX in FFY 2019 on Phase 6 of L.000053).

Adding a fund within a phase and within a particular FFY of a line item that does not affect fiscal constraint of the STIP can be done by a STIP administrative modification (i.e. adding STCASH or NFA or STBONDS or STGEN or LOCAL because additional funding sources have been identified on a project or it has been decided that projects need to be authorized as an advanced construction project).

Splitting an existing fund into multiple funds within a phase and within a particular FFY of a line item which does not affect fiscal constraint of the STIP can be done by a STIP administrative modification (i.e. splitting \$10,000,000 of NHPP in FFY 2019 on Phase 6 of L.000053 into \$2,000,000 of NHPP and \$8,000,000 of STPFLEX in FFY 2019 on Phase 6 of L.000053; total remains \$10,000,000).

Integration of Performance Measures

National Performance Goals

A key feature of the Fixing America's Surface Transportation (FAST) Act is the establishment of a performance-and-outcome-based program, originally introduced through the Moving Ahead for Progress in the 21st Century (MAP-21) Act.

The objective of this performance-and-outcome-based program is for States and Metropolitan Planning Organizations to invest resources in projects that collectively will make progress toward the achievement of the national goals as identified below:

Goal area	National goal
Safety	To achieve a significant reduction in traffic fatalities and serious injuries on all public roads
Infrastructure condition	To maintain the highway infrastructure asset system in a state of good repair
Congestion reduction	To achieve a significant reduction in congestion on the National Highway System
System reliability	To improve the efficiency of the surface transportation system
Freight movement and economic vitality	To improve the national freight network, strengthen the ability of rural communities to access national and international trade markets, and support regional economic development
Environmental sustainability	To enhance the performance of the transportation system while protecting and enhancing the natural environment
Reduced project delivery delays	To reduce project costs, promote jobs and the economy, and expedite the movement of people and goods by accelerating project completion through eliminating delays in the project development and delivery process, including reducing regulatory burdens and improving agencies' work practices

Performance measures

Requires the Secretary, in consultation with States, metropolitan planning organizations (MPOs), and other stakeholders, to establish performance measures in the areas listed below. Provides for DOT to establish such measures within 18 months of enactment, and prohibits DOT from establishing additional performance measures. [§1203; 23 USC 150(c)]

- Pavement condition on the Interstate System and on remainder of the National Highway System (NHS)
- Performance of the Interstate System and the remainder of the NHS
- Bridge condition on the NHS
- Fatalities and serious injuries—both number and rate per vehicle mile traveled—on all public roads
- Traffic congestion

- On-road mobile source emissions
- Freight movement on the Interstate System

National Performance Goals

A key feature of the Fixing America’s Surface Transportation (FAST) Act is the establishment of a performance-and-outcome-based program, originally introduced through the Moving Ahead for Progress in the 21st Century (MAP-21) Act. Freight movement on the Interstate System.

- coordinate with an MPO when setting performance targets for the area represented by that MPO; and
- coordinate with public transportation providers when setting performance targets in an urbanized area not represented by an MPO. [§1202; 23 USC 135(d)(2)(B)]
- *Setting of MPO targets.* Within 180 days of States or providers of public transportation setting performance targets, requires MPOs to set performance targets in relation to the performance measures (where applicable). To ensure consistency, each MPO must, to the maximum extent practicable, coordinate with the relevant State and public transportation providers when setting performance targets. [§1201; 23 USC 134(h)(2)].

Source: <https://www.fhwa.dot.gov/map21/factsheets/pm.cfm>

Adopted MPO Performance Measures

The Acadiana MPO has now adopted all three of the required Performance measures. PM-1 (Safety), PM-2 (Bridge and Pavement condition) and PM-3 (Travel time reliability (freight and passenger vehicle)).

Safety:

In December of 2017 the Acadiana MPO adopted the La DOTD targets for 2018. On a yearly basis the state targets will be revised.

Louisiana DOTD 2018 Targets			
	2016	2018 Target	Reduction
Fatalities	758	721	37
Fatality Rate	1.55	1.49	.06
Serious Injuries	1401	1344	57
Serious Injury Rate	2.86	2.8	.06
Non-Motorized Fatalities and Serious Injuries	346	311	35

FY18-21 TIP Projects Expected to Contribute to Improved Safety in the Acadiana MPO Region		
State	Number of Projects	Sum of Programmed Cost
Louisiana	3	\$16,800,350

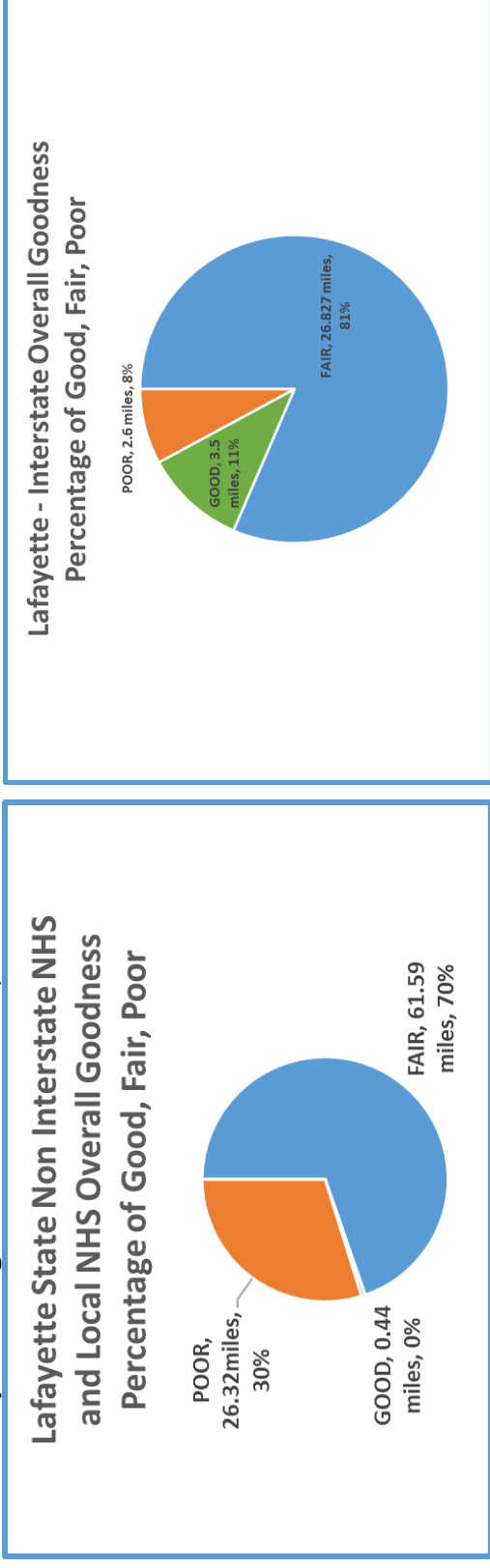
Pavement and Bridge Condition:

In September of 2018 following the DOT's adoption of the Transportation Asset Management Plan (TAMP) the Acadiana MPO adopted a resolution to support the states 2 and 4 year targets for pavement and bridge conditions.

The current mileage of the National Highway System (NHS) in the Lafayette Metropolitan Planning Area (MPA) is as follows:

- Interstate NHS = 32.93 miles
- Non Interstate state owned NHS = 62.17 miles
- Non Interstate locally owned NHS = 23.35 miles

As defined by Federal goodness the current pavement conditions on Non Interstate and Interstate NHS are as follows:



The current bridges in the MPA on the NHS are as follows:

Deck Area	1,016,742.6	976,090.4	42,266.0
% Deck Area	49.9%	48.0%	2.1%
	Good	Fair	Poor

The MPO will reevaluate these targets when the data is made available. The adopted targets are as follows:

Pavements:

<u>Louisiana DOTD 2018 Targets</u>		
	<u>2020 Target (%)</u>	<u>2022 Target (%)</u>
Good (minimum %)	20	20
Poor (maximum %)	20	20

Bridges:

<u>Louisiana DOTD 2018 Targets</u>		
	<u>2020 Target (%)</u>	<u>2022 Target (%)</u>
Good (minimum %)	35	30
Poor (maximum %)	9.9	9.9

Travel Time Reliability and Freight Mobility:

In September of 2018 the MPO’s adopted all Travel Time Reliability and Freight Mobility Performance targets.

The MPO’s are responsible to adopt targets for all interstate and non interstate NHS routes in their respective area’s. In 2018 DOTD procured a data set of travel speed in an easy to use online platform that allowed the MPO’s to calculate all measures required by FHWA. This data set however does not include all NHS (non interstate) routes. The MPO’s are only required to set 4 year targets for Reliability indices and and percentages, but decided to match the DOTD and set 2 and 4 year targets.

The three measures required are:

- Travel Time Reliability for Interstate (% of person miles reliable)
- Travel Time Reliability for Non Interstate (% of person miles reliable)
- Truck reliability index for Interstate (Level of Truck Travel time Reliability)

The Acadiana ran the analysis and found the following:

- Travel Time Reliability for Interstate (% of person miles reliable) was 100%
- Travel Time Reliability for Non Interstate (% of person miles reliable) was 95.4%
- Truck reliability index for Interstate (Level of Truck Travel time Reliability) was 1.13

Based off of this analysis the Acadiana MPO adopted conservative targets knowing that when the full data set comes in the % of reliability could be reduced.

The adopted measures:

<u>Travel Time Reliability (Passenger and freight) and Mobility Index</u>						
	2020 Target (LA DOTD)	2022 Target (LA DOTD)	2020 Target (MPO)	2022 Target (MPO)	Difference 2020 (MPO-DOTD)	Difference 2022 (MPO-DOTD)
Travel Time Reliability Interstates (% in person miles)	88.9	88.4	90	90	+1.1	+1.6
Travel Time Reliability Non Interstates (% in person miles)	86.6	86.6	90	90	+3.4	+3.4
Truck Travel Time Reliability index (index)	1.37	1.40	1.13	1.13	-.24	-.27

Transit Performance Measures:

The Lafayette Transit System adopted their Transit Plan on 10/29/18. The MPO adopted LTS Performance measure goals into its 2019-2022 TIP via Amendment #2.

The adopted measures:

Performance Targets & Measures

Asset Category - Performance Measure	Asset Class	2019 Target	2020 Target	2021 Target	2022 Target	2023 Target
REVENUE VEHICLES						
AB - Articulated Bus	N/A					
AO - Automobile	N/A					
BR - Over-the-road Bus	N/A					
BU - Bus		28%	25%	20%	15%	15%
CU - Cutaway Bus		33%	25%	20%	15%	10%
EQUIPMENT						
Non Revenue/Service Automobile		16%	15%	15%	12%	10%

FACILITIES

Condition - % of facilities with a condition rating below 3.0 on the FTA Transit Economic	Administration	Maintenance	Parking Structures	Passenger Facilities
	10%	10%	10%	10%
	20%	15%	10%	5%
	N/A			
	10%	10%	10%	5%
				1%
				5%
				1%

STATE HIGHWAY ELEMENT

TRANSPORTATION IMPROVEMENT PROGRAM										
Lafayette Urbanized Area – (Financially Constrained)										
FY 2019 (Begin Oct. 2018) State Project Highway Element										
State Project Number	Project Description	Proposed Improvement	Work Status	Total Cost	Cost estimate	Contingency 10% of cost estimate	Federal Share	Funding Source	Local Match (5-20%)	Let Date
(HSIP)										
H.010353	US 167: ACCESS MANAGEMENT (LEFT TURN LNS)	Construct Left Turn Lanes	CONST	14,850,000	13,500,000	1,350,000	13,365,000	HSIP	1,485,000	FY19
<i>Subtotal</i>				14,850,000		13,365,000	1,485,000			
(FREIGHT-HY)										
H.010601	I-10: LA 328 TO LA 347	Widening/Overlay	CONST	21,043,000	19,130,000	1,913,000	18,938,700	FREIGHT-HY	2,104,300	FY19
<i>Subtotal</i>				21,043,000		18,938,700	2,104,300			
(STPFLEX)										
H.013819	350: BYU TECHE MB REHAB (PARKS)(HBI)	Structural Rehab of bridge	ENGR	250,000	NA	NA	200,000	STPFLEX	50,000	FY19
H.011988	LA 86: BAYOU TECHE MB REHAB (HBI)	Bridge Rehabilitation	STUDY	150,000	NA	NA	120,000	STPFLEX	30,000	FY19
H.009520	LA 3168:NEW BRIDGE@BNSF-US 90(LAFAYETTE)	Grade separate existing at Grade crossing for LA 3168 over BNSF RR tracks just N of US 90	ENGR	1,800,000	NA	NA	1,440,000	STP FLEX	360,000	FY19
H.011991	LA 86: BAYOU TECHE MB DASPTT REHAB (HBI)	Bridge Rehabilitation	STUDY	150,000	NA	NA	120,000	STPFLEX	30,000	FY19
H.011990	LA 92: VERMILLION RIVER MB REHAB (HBI)	Bridge Rehabilitation	STUDY	150,000	NA	NA	120,000	STPFLEX	30,000	FY19
H.011995	LA 96: BAYOU TECHE MB REHAB (HBI)	Bridge Rehabilitation	STUDY	150,000	NA	NA	120,000	STPFLEX	30,000	FY19
<i>Subtotal</i>				2,650,000			2,120,000		530,000	
(NHPP)										
H.010601	I-10: LA 328 TO LA 347	Widening/Overlay	CONST	59,367,000	53,970,000	5,397,000	48,257,000	NHPP	11,110,000	FY19
H.010601	I-10: LA 328 TO LA 347	Widening/Overlay	ROW	1,200,000	NA	NA	960,000	NHPP	240,000	FY19
H.011485	LA 336-1: BAYOU TECHE BRIDGE REHAB (HBI)	Bridge Rehabilitation	ENGR	501,000	NA	NA	400,800	NHPP	100,200	FY19
<i>Subtotal</i>				61,068,000			49,617,800		11,450,200	
(STP URBAN>200)										
H.009500	2040 PLAN IMPL & I-49 ACTION PLAN	Plan Development and Studies	N/A	350,000	NA	NA	280,000	STP>200k	70,000	FY19
<i>Subtotal</i>				350,000			280,000		70,000	
Total Funding for Program Year 2018-2019					99,961,000		84,321,500		15,639,500	

STATE HIGHWAY ELEMENT

TRANSPORTATION IMPROVEMENT PROGRAM										
Lafayette Urbanized Area – (Financially Constrained)										
FY 2020 (Begin Oct. 2019) State Project Highway Element										
State Project Number	Project Description	Proposed Improvement	Work Status	Total Cost	Cost estimate	Contingency 10% of cost estimate	Federal Share	Funding Source	Local Match (5-20%)	Let Date
(STPFLEX)										
H.009520	LA 3168:NEW BRIDGE@BNSF-US 90(LAFAYETTE)	Grade separate existing at Grade crossing for LA 3168 over BNSF RR tracks just N of US 90	ENV	2,800,000	NA	NA	2,240,000	STP FLEX	560,000	FY20
H.012304	LCG ROAD OVERLAY PROGRAM	Overlay 7 Roadways	CONST	3,960,000	3,600,000	360,000	3,168,000	STPFLEX	792,000	FY20
H.012738	NELSON CANAL & MORBIHAN BRIDGE REHAB (HBI)	Bridge Rehabilitation	STUDY	150,000	NA	NA	120,000	STPFLEX	30,000	FY20
H.013819	350: BYU TECHE MB REHAD (PARKS) (HBI)	Structural Rehab of bridge	CONST	4,009,500	3,645,000	364,500	3,207,600	STP FLEX	801,900	FY20
H.009520	LA 3168:NEW BRIDGE@BNSF-US 90(LAFAYETTE)	Grade separate existing at Grade crossing for LA 3168 over BNSF RR tracks just N of US 90	UTIL	1,000,000	NA	NA	800,000	STP FLEX	200,000	FY20
H.009520	LA 3168:NEW BRIDGE@BNSF-US 90(LAFAYETTE)	Grade separate existing at Grade crossing for LA 3168 over BNSF RR tracks just N of US 90	ROW	3,800,000	NA	NA	3,040,000	STP FLEX	760,000	FY20
		<i>Subtotal</i>		15,719,500			12,575,600		3,143,900	
(NHPP)										
H.011485	LA 336-1: BAYOU TECHE BRIDGE REHAB (HBI)	Bridge Rehabilitation	CONST	5,225,000	4,750,000	475,000	4,180,000	NHPP	1,045,000	FY20
		<i>Subtotal</i>		5,225,000			4,180,000		1,045,000	
(HSIP)										
H.003459	INTERCH: LA 726/LA98/PONT DES MOUTON	Intersection improvements adjacent to interchange	ROW	18,000	NA	NA	16,200	HSIP	1,800	FY20
H.003459	INTERCH: LA 726/LA98/PONT DES MOUTON	Intersection improvements adjacent to interchange	UTIL	71,000	NA	NA	63,900	HSIP	7,100	FY20
		<i>Subtotal</i>		89,000			80,100		8,900	
(HSIPPEN)										
H.010962	I-10: CABLE BARRIER (LAFAYETTE/ACADJA)	Construct Cable barrier in the Median of I-10	CONST	6,070,350	5,518,500	551,850	6,070,350	HSIPPEN	0	FY20
		<i>Subtotal</i>		6,070,350			6,070,350		0	

STATE HIGHWAY ELEMENT

TRANSPORTATION IMPROVEMENT PROGRAM Lafayette Urbanized Area - (Financially Constrained) FY 2020 (Begin Oct. 2019) State Project Highway Element										
State Project Number	Project Description	Proposed Improvement	Work Status	Total Cost	Cost estimate	Contingency 10% of cost	Federal Share	Funding Source	Local Match (5-20%)	Let Date
(STP>200K)										
H.009500	2040 PLAN IMPL & I-49 ACTION PLAN	Plan Development and Studies	N/A	350,000	NA	NA	280,000	STP>200K	70,000	FY20
H.011832	US 90: CAMERON ST. OVERLAY	Overlay	CONST	2,970,000	2,700,000	270,000	2,376,000	STP>200K	594,000	FY20
H.011832	US 90: CAMERON ST. OVERLAY	Overlay	UTIL	150,000	NA	NA	120,000	STP>200K	30,000	FY20
H.011832	US 90: CAMERON ST. OVERLAY	Overlay	ROW	1,818,000	NA	NA	1,454,400	STP>200K	363,600	FY20
H.012869	LA 182 (UNIV) @ LA 723 (RENAUD) ROUNDABOUT	Construct Roundabout	ENGR	216,600	NA	NA	173,280	STP>200K	43,320	FY20
H.012871	DETENTE ROAD PAVEMENT PRESERVATION	Reconstruction and Overlay	ENGR/EM	110,000	NA	NA	88,000	STP>200K	22,000	FY20
H.011833	ST. MARY STREET SIDEWALKS	Sidewalk Construction	ENGR	500,000	NA	NA	400,000	STP>200K	100,000	FY20
H.013517	E ST PETER ST SIDEWALKS	Sidewalk Construction	ENGR	72,000	NA	NA	57,600	STP>200K	14,400	FY20
H.012870	LA 93: I-10 RAMP - RENAUD	Add Turn Lanes	ENGR	400,000	NA	NA	320,000	STP>200K	80,000	FY20
H.012870	LA 93: I-10 RAMP - RENAUD	Add Turn Lanes	ROW	200,000	NA	NA	160,000	STP>200K	40,000	FY20
H.012866	SOUTH COLLEGE RD (LA 3025) SIDEWALKS	Construct sidewalks	ENGR	42,596	NA	NA	34,077	STP>200K	8,519	FY20
H.009892	LDRR (NEW IBERIA) US 90 FR	Construct road and gates at railroad	ENGR	100,000	NA	NA	80,000	STP>200K	20,000	FY20
H.013025	LA 182: JEANNE ST TO ST GILMAN RD	Corridor Improvements	ENGR	799,000	NA	NA	639,200	STP>200K	159,800	FY20
H.013025	LA 182: JEANNE ST TO ST GILMAN RD	Corridor Improvements	ENV	50,000	NA	NA	40,000	STP>200K	10,000	FY20
H.013522	S LEWIS ST WIDENING	Add Center Turn Lane	ENGR	142,855	NA	NA	114,284	STP>200K	28,571	FY20
H.012868	FORTUNE ROAD PAVEMENT PRESERVATION	Reconstruction and Overlay	ENGR/EM	130,000	NA	NA	104,000	STP>200K	26,000	FY20
H.007233	MPO Urban Rural Non State Pavement Markings	Centerline Striping, shoulder striping for roads	CONST	1,100,000	1,000,000	100,000	880,000	STP>200K	220,000	FY20
H.012018	Adaptive Traffic Signal Design and Imp.	adaptive signal system	CONST	7,894,371	7,176,701	717,670	7,104,934	STP>200K	789,437	FY20
H.012016	ED BROUSSARD SIDEWALKS	Construct sidewalks	CONST	500,500	455,000	45,500	400,400	STP>200K	100,100	FY20
H.012861	PREDEAN ROAD PAVEMENT PRESERVATION	Pavement Preservation	CONST	382,800	346,000	34,800	306,240	STP>200K	76,560	FY20
H.012792	LA. 675 @ AIRPORT RD. ROUNDABOUT	Construct Roundabout	ROW	64,000	NA	NA	51,200	STP>200K	12,800	FY20
H.014008	SIMCOE STREET CORRIDOR STUDY	Study corridor	STUDY	550,000	NA	NA	440,000	STP>200K	110,000	FY20
H.012863	CYPRESS ISLAND HWY PAVEMENT PRESERVATION	Pavement Preservation	CONST	1,278,828	1,162,571	116,257	1,023,062	STP>200K	255,765	FY20
H.012863	CYPRESS ISLAND HWY PAVEMENT PRESERVATION (Additional Local funds)			85,255	77,505		0	Local	85,255	FY20
H.012863	CYPRESS ISLAND HWY PAVEMENT PRESERVATION	Pavement Preservation	ENGR	93,750	93,750	NA	75,000	STP>200K	18,750	FY20
H.012863	CYPRESS ISLAND HWY PAVEMENT PRESERVATION (Additional Local funds)			6,250	6,250		0	Local	6,250	FY20
H.012864	LA 94/CARROLL DRIVE SIDEWALKS	Construct sidewalks	CONST	543,000	493,636	49,364	434,400	STP>200K	108,600	FY20
H.013515	LA 92: PAVEMENT PRESERVATION	Pavement Preservation	CONST	2,475,000	2,250,000	225,000	1,980,000	STP>200K	495,000	FY20
				Subtotal	23,024,805		19,136,077		3,888,728	
Total Funding for Program Year 2019-2020					44,903,655		37,862,127		7,041,528	

STATE HIGHWAY ELEMENT

TRANSPORTATION IMPROVEMENT PROGRAM

Lafayette Urbanized Area – (Financially Constrained)

FY 2021 (Begin Oct. 2020) State Project Highway Element

State Project Number	Project Description	Proposed Improvement	Work Status	Total Cost	Cost estimate	Contingency 10% of cost estimate	Federal Share	Funding Source	Local Match (5-20%)	Let Date
(TAP > 200K)										
H.012231	BERTRAND DR STRSCP IMPVT	Enhancements	CONST	640,200	582,000	58,200	512,160	TAP>200K	128,040	FY21
	<i>Subtotal</i>			640,200			512,160		128,040	
(STBOND)										
H.013025	LA 182: JEANNE ST TO ST GILMAN RD	Corridor Improvements	CONST	1,958,000	1,780,000	178,000	1,566,400	STP>200K	391,600	FY21
	<i>Subtotal</i>			1,958,000			1,566,400		391,600	
(NHPP)										
H.009997	US 167: JOHNSTON ST IMPROVEMENTS	Access Management	ROW	1,391,186	NA	NA	1,112,949	NHPP	278,237	FY21
H.009997	US 167: JOHNSTON ST IMPROVEMENTS	Access Management	UTIL	1,750,000	NA	NA	1,400,000	NHPP	350,000	FY21
	<i>Subtotal</i>			3,141,186			2,512,949		628,237	
(HSIPPEN)										
H.009997	US 167: JOHNSTON ST IMPROVEMENTS	Access Management	ROW	1,391,186	NA	NA	1,391,186	HSIPPEN	0	FY21
H.009997	US 167: JOHNSTON ST IMPROVEMENTS	Access Management	UTIL	1,750,000	NA	NA	1,750,000	HSIPPEN	0	FY21
	<i>Subtotal</i>			3,141,186			3,141,186		0	
(STPFLEX)										
H.009997	US 167: JOHNSTON ST IMPROVEMENTS	Access Management	ROW	1,391,186	NA	NA	1,112,949	STPFLEX	278,237	FY21
H.009997	US 167: JOHNSTON ST IMPROVEMENTS	Access Management	UTIL	1,750,000	NA	NA	1,400,000	STPFLEX	350,000	FY21
	<i>Subtotal</i>			3,141,186			2,512,949		628,237	

STATE HIGHWAY ELEMENT

TRANSPORTATION IMPROVEMENT PROGRAM

Lafayette Urbanized Area – (Financially Constrained)

FY 2021 (Begin Oct. 2020) State Project Highway Element

State Project Number	Project Description	Proposed Improvement	Work Status	Total Cost	Cost estimate	Contingency 10% of cost estimate	Federal Share	Funding Source	Local Match (5-20%)	Let Date
H.012870	LA 93: I-10 RAMP - RENAUD	Widening	CONST	2,853,400	2,594,000	259,400	2,282,720	STP>200K	570,680	FY21
H.012871	DÉTENTE ROAD PAVEMENT PRESERVATION	Reconstruction and Overlay	CONST	1,375,000	1,250,000	125,000	1,100,000	STP>200K	275,000	FY21
H.012231	BERTRAND DR STRSCP IMPVT	Enhancements	CONST	918,500	835,000	83,500	734,800	STP>200K	183,700	FY21
H.012868	FORTUNE ROAD PAVEMENT PRESERVATION	Pavement Preservation	CONST	1,122,000	1,020,000	102,000	897,600	STP>200K	224,400	FY21
H.013025	LA 182: JEANNE ST TO ST GILMAN RD	Corridor Improvements	ROW	180,000	NA	NA	144,000	STP>200K	36,000	FY21
H.013025	LA 182: JEANNE ST TO ST GILMAN RD	Corridor Improvements	CONST	3,861,000	3,510,000	351,000	3,088,800	STP>200K	772,200	FY21
H.009892	LDRR (NEW IBERIA) US 90 FR	Construct road and gates at railroad	UTIL	30,000	NA	NA	24,000	STP>200K	6,000	FY21
H.012792	LA. 675 @ AIRPORT RD. ROUNDABOUT	Construct Roundabout	CONST	2,750,000	2,500,000	250,000	2,200,000	STP>200K	550,000	FY21
H.013522	S LEWIS ST WIDENING	Add Center Turn Lane	ROW	50,000	NA	NA	40,000	STP>200K	10,000	FY21
H.012866	SOUTH COLLEGE RD (LA 3025) SIDEWALKS	Construct sidewalks	CONST	715,633	650,575	65,058	572,506	STP>200K	143,127	FY21
H.011833	ST. MARY STREET SIDEWALKS	Sidewalk Construction	CONST	1,960,200	1,782,000	178,200	1,568,160	STP>200k	392,040	FY21
H.012867	S LARRIVIERE RD: LA 92- CHEMIN METAIRIE	Add Center Turn Lane	CONST	2,422,200	2,202,000	220,200	1,937,760	STP>200K	484,440	FY21
H.012869	LA 182 (UNIV) @ LA 723 (RENAUD) ROUNDABOUT	Construct Roundabout	ROW	166,200	NA	NA	132,960	STP>200K	33,240	FY21
		<i>Subtotal</i>		18,404,133			14,723,306		3,680,827	
Total Funding for Program Year 2020-2021				27,827,692			22,890,390		4,937,301	

STATE HIGHWAY ELEMENT
TRANSPORTATION IMPROVEMENT PROGRAM

Lafayette Urbanized Area – (Financially Constrained)
 FY 2022 (Begin Oct. 2021) State Project Highway Element

State Project Number	Project Description	Proposed Improvement	Work Status	Total Cost	Cost estimate	Contingency 10% of cost estimate	Federal Share	Funding Source	Local Match (5-20%)	Let Date
H.012174	I-10: Jeff PL - I-49 Slab & Embankment Slide repair	Slab & Embankment repair	CONST	22,000,000	20,000,000	2,000,000	19,800,000	FREIGHT-HY	4,400,000	FY22
	<i>Subtotal</i>			22,000,000			19,800,000		4,400,000	
(FREIGHT-HY)										
	<i>Subtotal</i>			22,000,000			19,800,000		4,400,000	
(STP URBAN>200)										
H.009997	US 167: JOHNSTON ST IMPROVEMENTS	Corridor Improvements	CONS	1,809,292	1,644,811	164,481	1,447,434	STP>200K	361,858	FY22
H.013517	E ST PETER ST SIDEWALKS	Sidewalk Construction	CONS	221,880	201,709	20,171	177,504	STP>200K	44,376	FY22
H.013516	LA 353 Pavement Preservation	Pavement Preservation	CONS	3,300,000	3,000,000	300,000	2,640,000	STP>200K	660,000	FY22
H.009500	2040 PLAN IMPL & I-49 ACTION PLAN	Plan Development and Studies	N/A	350,000	NA	NA	280,000	STP>200k	70,000	FY22
H.009892	LDRR (NEW IBERIA) US 90 FR	Construct road and gates at railroad	CONS	1,210,000	1,100,000	110,000	968,000	STP>200K	242,000	FY22
H.013522	S LEWIS ST WIDENING	Add Center Turn Lane	CONS	2,191,455	1,992,232	199,223	1,753,164	STP>200K	438,291	FY22
	<i>Subtotal</i>			9,082,627			7,266,102		1,816,525	
(HSIPPEN)										
H.009997	US 167: JOHNSTON ST IMPROVEMENTS	Access Management	CONS	3,314,350	3,013,045	301,305	3,314,350	HSIPPEN	0	FY22
	<i>Subtotal</i>			3,314,350			3,314,350		0	
(NHPP)										
H.009997	US 167: JOHNSTON ST IMPROVEMENTS	Access Management	CONS	3,314,350	3,013,045	301,305	2,651,480	NHPP	662,870	FY22
	<i>Subtotal</i>			3,314,350			2,651,480		662,870	
(STPFLEX)										
H.009892	LDRR (NEW IBERIA) US 90 FR	Construct road and gates at railroad	CONS	385,000	350,000	35,000	308,000	STPFLEX	77,000	FY22
H.009997	US 167: JOHNSTON ST IMPROVEMENTS	Access Management	CONS	1,505,057	1,368,234	136,823	1,204,046	STPFLEX	301,011	FY22
H.012618	LA 347 DRAINAGE IMPROVEMENTS	Drainage Improvements	CONS	540,000	490,909	49,091	432,000	STPFLEX	108,000	FY22
	<i>Subtotal</i>			1,505,057			1,204,046		301,011	
Total Funding for Program Year 2021-2022										
				39,216,384			34,235,977		7,180,406	

CALL FOR PROJECTS ELEMENT

STP >200K Project applications (2014 Solicitation cycle)						
Fiscal year	Project	Entity	Work task	Fed amount	Local Match amount	Total cost
Fiscal year 15						
Fiscal year 16	Westgate (La. 93) Overlay	Scott	Design	\$60,000	\$15,000	\$75,000
	Apollo Rd. (La. 3168) Overlay	Scott	Design	\$24,000	\$6,000	\$30,000
	Better Block Bertrand Dr.	Lafayette Cons Gov't	Design	\$160,000	\$40,000	\$200,000
	Better Block Bertrand Dr.	Lafayette Cons Gov't	Environmental	\$160,000	\$40,000	\$200,000
	I-49 Connector Corridor Plan	Lafayette Cons Gov't	Planning study	\$800,000	\$200,000	\$1,000,000
	Non State Fed eligible roads (Lafayette Parish)	Lafayette Cons Gov't	Construction	\$800,000	\$200,000	\$1,000,000
	Adaptive Signal control	Lafayette Cons Gov't	Construction/Installation	\$1,600,000	\$400,000	\$2,000,000
						\$4,505,000
Fiscal year 17	Westgate (La. 93) overlay	Scott	Construction	\$600,000	\$150,000	\$750,000
	Better Block Bertrand Dr.	Lafayette Cons Gov't	Construction	\$1,280,000	\$320,000	\$1,600,000
	St. Mary Street Sidewalks	Scott	Design	\$400,000	\$100,000	\$500,000
	Cameron St. Overlay (U.S. 90)	Scott	Design	\$160,000	\$40,000	\$200,000
	Apollo Rd. (La. 3168) Overlay	Scott	Construction	\$240,000	\$60,000	\$300,000
						\$3,350,000
Fiscal year 18	Cameron St. Overlay (U.S. 90)	Scott	Construction	\$1,600,000	\$400,000	\$2,000,000
	St. Mary Street Sidewalks	Scott	Construction	\$3,200,000	\$800,000	\$4,000,000
	Non State Fed eligible roads (Lafayette Parish)	Lafayette Cons Gov't	Construction	\$800,000	\$200,000	\$1,000,000
						\$7,000,000
					Total:	\$14,855,000

CALL FOR PROJECTS ELEMENT

STP >200K Project applications (2015 Solicitation cycle)

Fiscal year	Project	Entity	Work task	Fed amount	Local Match amount	Total cost
Fiscal year 15						
Fiscal year 16						
Fiscal year 17	Fortune Road overlay	Lafayette Cons Gov't	Construction	\$820,000	\$205,000	\$1,025,000
	Main St. Development (Phase 1)	Lafayette Cons Gov't	Design	\$155,216	\$38,804	\$194,020
	Interchange Lighting	Sunset/St. Landry Parish	Design	\$224,000	\$56,000	\$280,000
	Ed. Broussard Rd. Sidewalks	Loreauville	Design	\$50,000	\$12,500	\$62,500
	La. 86 lighting	Loreauville	Environmental/Design	\$9,200	\$2,300	\$11,500
	La. 86 sidewalks	Loreauville	Environmental/Design	\$42,000	\$10,500	\$52,500
\$1,625,520						
Fiscal year 18	Main St. Development (Phase 1)	Lafayette Cons Gov't	Construction	\$1,940,200	\$485,050	\$2,425,250
	Interchange Lighting	Sunset/St. Landry Parish	Construction	\$2,576,000	\$644,000	\$3,220,000
	Ed. Broussard Rd. Sidewalks	Loreauville	Construction	\$366,000	\$91,500	\$457,500
	La. 86 lighting	Loreauville	Construction	\$110,800	\$27,700	\$138,500
	La. 86 sidewalks	Loreauville	Environmental/Design	\$298,000	\$74,500	\$372,500
\$6,613,750						
La. 178 Overlay was submitted by Sunset. \$300,000. This road is classified as a local road and is not Fed aid eligible						
Total: \$8,239,270						
Horizon Years						
Fiscal year 19	Main St. Development (Phase 2)	Lafayette Cons Gov't	Environmental/Design	\$160,000	\$40,000	\$200,000
\$200,000						
Fiscal year 20	Main St. Development (Phase 2)	Lafayette Cons Gov't	Right Of Way/construction	\$3,379,224	\$844,806	\$4,224,030
\$4,224,030						
Total: \$4,424,030						

CALL FOR PROJECTS ELEMENT

STP>200K Project applications (2016 Solicitation cycle)

Fiscal year	Project	Entity	Work Task	Fed Amount	Local Match Amount	Total Cost
Fiscal year 15						
Fiscal year 16						
Fiscal Year 17	La. 93 Widening (3 lane I-10 to Renaud)	City of Scott	Environmental/Engineering	\$320,000	\$80,000	\$400,000
	Berard St. Overlay (La. 94 to Bridge St.)	City of Breaux Bridge	Engineering/Construction	\$467,057	\$116,764	\$583,821
	Prejean Rd. Reconstruction (University to Carencro City Limits)	City of Carencro	Engineering	\$32,800	\$8,200	\$41,000
	Carmel Rd. Sidewalks (Louisiana Ave. to Lake Martin Rd.)	LCG	Engineering	\$29,235	\$7,309	\$36,544
	Larriviere Rd. Widening (La. 92 to Chemin Metairie)	City of Youngsville	Environmental/Engineering	\$211,200	\$52,800	\$264,000
	Moss St. Corridor Study (Jefferson Blvd. to Railroad tracks)	LCG	Corridor Study	\$200,000	\$50,000	\$250,000
	W. Congress St. Corridor Study (University to Pierce St.)	LCG	Corridor Study	\$160,000	\$40,000	\$200,000
	University Ave. @ Renaud Roundabout	LCG	Engineering	\$173,280	\$43,320	\$216,600
	Airport Rd. @ La. 675 Roundabout	Iberia Parish	Right of Way	\$51,200	\$12,800	\$64,000
	W. Simcoe St. Corridor Study (University to Pierce St.)	LCG	Corridor Study	\$240,000	\$60,000	\$300,000
	South College Sidewalks (Johnston St. to Pinhook)	LCG	Engineering	\$34,077	\$8,519	\$42,596
	University Ave. Corridor Study (Renaud to Cameron St.)	LCG	Corridor Study	\$400,000	\$100,000	\$500,000
	Rees St. Corridor Study (Latiolais Rd. to Bridge St.)	City of Breaux Bridge	Study	\$320,000	\$80,000	\$400,000
	La. 314 Overlay (La. 31 to La. 353)	St. Martin Parish	Engineering/Construction	\$108,000	\$108,000	\$216,000
						\$3,514,561
Fiscal Year 18	Prejean Rd. Reconstruction (University to Carencro City Limits)	City of Carencro	Construction	\$278,400	\$69,600	\$348,000
	Air port Rd. @ La. 675 Roundabout	Iberia Parish	Construction	\$2,000,000	\$500,000	\$2,500,000
	University Ave. @ Renaud Roundabout	LCG	Right of Way	\$132,960	\$33,240	\$166,200
	S. Bernard Rd. Widening (3 lane from Railroad to La. 182)	City of Broussard	Right of Way	\$28,800	\$7,200	\$36,000
					\$3,050,200	
					Total: \$6,564,761	
Horizon Years						
Fiscal Year 19	La. 93 Widening (3 lane I-10 to Renaud)	City of Scott	Right of Way	\$160,000	\$40,000	\$200,000
	S. Bernard Rd. Widening (3 lane from Railroad to La. 182)	City of Broussard	Construction	\$3,520,000	\$880,000	\$4,400,000
	Détente Rd. (Patch and Overlay from Chemin Metairie to Chemin Agreable)	City of Youngsville	Environmental/Engineering	\$88,000	\$22,000	\$110,000
	University Ave. @ Renaud Roundabout	LCG	Construction	\$2,640,000	\$660,000	\$3,300,000
	La. 182 Widening (3 lane from S. Bernard to Clara St.)	City of Broussard	Construction	\$1,360,000	\$340,000	\$1,700,000
	Larriviere Rd. Widening (La. 92 to Chemin Metairie)	City of Youngsville	Construction	\$1,550,400	\$387,600	\$1,938,000
	Fortune Rd. Overlay (Bonin Rd. to La. 89)	City of Youngsville	Environmental/Engineering	\$104,000	\$26,000	\$130,000
	Carmel Rd. Sidewalks (Louisiana Ave. to Lake Martin Rd.)	LCG	Construction	\$365,440	\$91,360	\$456,800
	South College Sidewalks (Johnston St. to Pinhook)	LCG	Construction	\$425,950	\$106,488	\$532,438
						\$12,767,238
Fiscal Year 20	Fortune Rd. Overlay (Bonin Rd. to La. 89)	City of Youngsville	Construction	\$816,000	\$204,000	\$1,020,000
	La. 93 Widening (3 lane I-10 to Renaud)	City of Scott	Right of Way	\$3,520,000	\$880,000	\$4,400,000
					\$5,420,000	
Fiscal Year 21	Détente Rd. (Patch and Overlay from Chemin Metairie to Chemin Agreable)	City of Youngsville	Construction	\$1,000,000	\$250,000	\$1,250,000
						\$1,250,000
					Total: \$26,001,999	

CALL FOR PROJECTS ELEMENT

STP>200K Project applications (2017 Solicitation cycle)

Fiscal year	Project	Entity	Work Task	Fed Amount	Local Match Amount	Total Cost
Fiscal year 15						
Fiscal year 16						
Fiscal year 17						
Fiscal Year 18	LaNeuville @ Bonin Roundabout	City of Broussard	Environmental/Engineering	\$80,000	\$20,000	\$100,000
	Pierce @ W. Congress Roundabout	LCG	Environmental/Engineering	\$141,836	\$35,459	\$177,295
	Roundabout La. 93 @ La. 182 in Sunset	St. Landry/Sunset	Environmental/Engineering	\$160,000	\$40,000	\$200,000
						\$477,295
						\$477,295
Horizon Years						
Fiscal Year 19	St. Peter St. Sidewalks	City of Carencro	Engineering	\$58,146	\$14,536	\$72,682
	S. Lewis St. Widening - Approximate location at the intersection of Admiral Doyle	Iberia Parish	Environmental/Engineering	\$333,710	\$83,427	\$417,137
	LCG Pavement Markings on Fed Aid Non State Routes	LCG	Construction	\$400,000	\$100,000	\$500,000
	Frontage Rd. extension (La. 14 to La. 329, North side)	New Iberia	Engineering	\$80,000	\$20,000	\$100,000
Fiscal Year 20	La. 92 Pavement Preservation (U.S. 167 to La. 343)	Vermilion Parish	Construction	\$1,800,000	\$450,000	\$2,250,000
Fiscal Year 21	St. Peter St. Sidewalks	City of Carencro	Construction	\$161,367	\$40,342	\$201,709
	S. Lewis St. Widening - Approximate location at the intersection of Admiral Doyle	Iberia Parish	Right of Way	\$40,000	\$10,000	\$50,000
Fiscal Year 22	LCG Pavement Markings on Fed Aid Non State Routes	LCG	Construction	\$400,000	\$100,000	\$500,000
	S. Lewis St. Widening - Approximate location at the intersection of Admiral Doyle	Iberia Parish	Construction	\$1,420,986	\$355,246	\$1,776,232
	Electric Buses	LCG	Bus Purchase	\$1,280,000	\$320,000	\$1,600,000
	La. 353 Pavement Preservation (Vermilion River Bridge to Rookery Road)	St. Martin Parish	Construction	\$2,400,000	\$600,000	\$3,000,000
	Frontage Rd. extension (La. 14 to La. 329, North side)	New Iberia	Construction	\$800,000	\$200,000	\$1,000,000
						\$7,876,232
						\$11,945,055

CALL FOR PROJECTS ELEMENT

STP >200K Project applications by Fiscal Year (2019 Solicitation Cycle)							
<i>Fiscal year</i>	<i>Project</i>	<i>Entity</i>	<i>Work task</i>	<i>Fed amount</i>	<i>Local Match amount</i>	<i>Total cost</i>	
FY19	Verot @ Vincent Roundabout	LCG	Engineering	\$480,000	\$120,000	\$600,000	
				\$480,000	\$120,000	\$600,000	
FY21	Verot @ Vincent Roundabout	LCG	Right of Way	\$960,000	\$240,000	\$1,200,000	
				\$960,000	\$240,000	\$1,200,000	
FY23	Verot @ Vincent Roundabout	LCG	Construction	\$1,760,000	\$440,000	\$2,200,000	
	La. 89 Widening and Reconstruction	City of Youngsville	Engineering/Environmental	\$780,623	\$195,156	\$975,779	
	Mills St. Extension Phase I	City of Breaux Bridge	Engineering/Environmental	\$244,000	\$61,000	\$305,000	
	La. 182 Pavement Preservation	St. Landry Parish	Construction	\$2,400,000	\$600,000	\$3,000,000	
	Iberia St. Pavement Preservation	City of New Iberia	Engineering/Environmental	\$80,000	\$20,000	\$100,000	
	Bonin Rd. Widening	City of Youngsville	Engineering/Environmental	\$365,524	\$91,381	\$456,905	
	Doucet Road Sidewalks	LCG	Engineering	\$300,000	\$75,000	\$375,000	
	Pavement Preservation Program	City of Carencro	Engineering/Environmental	\$204,833	\$51,208	\$256,041	
				\$6,134,980	\$1,533,745	\$7,668,725	
FY24	Mills St. Extension Phase I	City of Breaux Bridge	Right of Way	\$256,000	\$64,000	\$320,000	
	Iberia St. Pavement Preservation	City of New Iberia	Construction	\$800,000	\$200,000	\$1,000,000	
	Doucet Road Sidewalks	LCG	Construction	\$900,000	\$225,000	\$1,125,000	
				\$1,956,000	\$489,000	\$2,445,000	
FY25	La. 89 Widening and Reconstruction	City of Youngsville	Construction	\$780,623	\$195,156	\$975,779	
	Mills St. Extension Phase I	City of Breaux Bridge	Construction	\$2,529,600	\$632,400	\$3,162,000	
	Pavement Preservation Program	City of Carencro	Construction	\$1,024,164	\$256,041	\$1,280,205	
				\$4,334,387	\$1,083,597	\$5,417,984	
				\$13,865,367	\$3,466,342	\$17,331,709	
			Totals:				

LINE ITEM ELEMENT

TRANSPORTATION IMPROVEMENT PROGRAM						
Acadlana MPO Urbanized Area - (Financially Constrained)						
FY 2019 (Begin Oct. 2018) STATE PROJECT HIGHWAY ELEMENT (OTHER/GENERIC)						
State Project Number	Project Description	Work Status	Total Cost	Federal Share	Funding Source	
Line Item L.000038	Planning, Training, Research	Feasibility	2,400	1,920	STPFlex	
Line Item L.000040	Federal Bridge Inspection	Const	420,000	336,000	STPFlex	
Line Item L.000046	Miscellaneous STP Enhancement Projects	Const	825,000	660,000	TAP>200k	
Line Item L.000047	Miscellaneous National Trails Projects	Const	167,800	134,240	RTP	
Line Item L.000048	Scenic Byways of LA	Const	26,700	21,360	NSB	
Line Item L.000050	LA Public Lands Highway Program	Const	400,000	320,000	FLH	
Line Item L.000051	Overlay or surface repair on Interstate	Const	2,320,000	1,856,000	NHPP	
Line Item L.000053	Statewide Overlay Program	Const	10,000,000	8,000,000	STPFlex	
Line Item L.000054	Road Preventive Maintenance Program	Const	954,000	763,200	STPFlex	
Line Item L.000055	Railroad Crossing Improvements	Const	752,000	601,600	STCash, STPFlex	
Line Item L.000056	Miscellaneous Hazard Elimination Program	Const	3,860,000	3,088,000	HSIP	
Line Item L.000057	Soft Side Safety	Feasibility	507,000	507,000	HSIPPEN, HSIP	
Line Item L.000060	Local Roads Safety Program	Const	230,940	230,940	HSIPPEN, HSIP	
Line Item L.000061	Safe Routes to Public Places Program	Const	417,400	417,400	HSIPPEN	
Line Item L.000062	Motorist Assistance Patrol (MAP)	Const	376,000	300,800	NHPP, STP>200k	
Line Item L.000063	Traffic Control Devices Program	Const	1,471,000	1,176,800	STPFLEX	
Line Item L.000064	Transportation Systems Management	Const	779,000	623,200	NHPP, STPFLEX	
Line Item L.000065	ITS Systems (Statewide)	Const	893,000	714,400	NHPP, STPFlex	
Line Item L.000067	Interstate Lighting, Electrical Projects	Const	290,000	232,000	NHPP	
Line Item L.000068	Access Management Projects	Const	1,042,630	834,104	NHPP, HSIP, STPFLEX	
Line Item L.000069	Road Transfer Program	Const	2,234,000	1,787,200	STPFlex, NFA	
Line Item L.000071	Weigh State Rehabilitation/Upgrade	Const	52,300	41,840	NHPP	
Line Item L.000072	Moveable Bridge Program	Const	178,080	142,464	STPFlex	
Line Item L.000073	Urgent Bridge Repair/Replacement	Const	575,800	460,640	STPFlex	
Line Item L.000074	Bridge Preventive Maintenance	Const	1,365,500	1,092,400	STPFlex, NHPP	
Line Item L.000075	Bridge Painting Program	Const	730,000	584,000	STPFlex, NHPP	
Line Item L.000076	On System Bridge Program	Const	8,511,200	6,808,960	STPFlex	
Line Item L.000077	Bridge Scour Analysis	Const	8,000	6,400	NHPP	
Line Item L.000078	Off-System Bridge Replacement Program	Const	2,946,000	2,356,800	FBROff	
Line Item L.000079	Bridge Discretionary Program	Const	9,600	7,680	BDP	
Line Item L.000080	Misc Federal Discretionary Projects	Const	16,000	12,800	FLH	
Line Item L.000081	Various Demo Projects	Const	480,000	384,000	Demo	
Line Item L.000082	Misc Statewide TCSP Projects	Const	168,000	134,400	TCSP	
Line Item L.000083	CONVERSION OF AC (INCLUDES DEBT SERVICE)	Const	1,640,000	1,312,000	STPFlex, NHPP	
Line Item L.000084	Modified Project Agreement	Const	960,000	768,000	STPFlex	
Line Item L.000085	Advanced Traffic Management Center	Const	16,000	12,800	CM	
Line Item L.000087	Stage 0 and Feasibility Studies	Feasibility	359,000	287,200	STPFlex	
Line Item L.000092	DBE Supportive Services	Feasibility	24,000	19,200	DBE/SS	
Line Item L.000093	Statewide Congestion Mitigation	Const	408,000	326,400	CM	
Line Item L.000094	Urban Transit(Include Transfer to Agencies)	Const	786,000	628,800	STP>200K, STPFlex	
YEARLY TOTAL OF LINE ITEMS			\$47,202,350	\$37,992,948		
					LINE ITEM ELEMENT	

TRANSPORTATION IMPROVEMENT PROGRAM

Acadiana MPO Urbanized Area - (Financially Constrained)

FY 2020 (Begin Oct. 2019) STATE PROJECT HIGHWAY ELEMENT (OTHER/GENERIC)

State Project Number	Project Description	Work Status	Total Cost	Federal Share	Funding Source
Line Item L.000038	Planning, Training Research	Feasibility	2,400	1,920	STPFlex
Line Item L.000040	Federal Bridge Inspection	Const	420,000	336,000	STPFlex
Line Item L.000046	Miscellaneous STP Enhancement Projects	Const	825,000	660,000	TAP>200k
Line Item L.000047	Miscellaneous National Trails Projects	Const	167,800	134,240	RTP
Line Item L.000048	Scenic Byways of LA	Const	26,700	21,360	NSB
Line Item L.000050	LA Public Lands Highway Program	Const	400,000	320,000	FLH
Line Item L.000051	Overlay or surface repair on Interstate	Const	2,320,000	1,856,000	NHPP
Line Item L.000053	Statewide Overlay Program	Const	10,000,000	8,000,000	STPFlex
Line Item L.000054	Road Preventive Maintenance Program	Const	954,000	763,200	STPFlex
Line Item L.000055	Railroad Crossing Improvements	Const	752,000	601,600	STCash, STPFlex
Line Item L.000056	Miscellaneous Hazard Elimination Program	Const	3,860,000	3,088,000	HSIP
Line Item L.000057	Soft Side Safety	Feasibility	507,000	507,000	HSIPPEN, HSIP
Line Item L.000060	Local Roads Safety Program	Const	230,940	230,940	HSIPPEN, HSIP
Line Item L.000061	Safe Routes to Public Places Program	Const	417,400	417,400	HSIPPEN
Line Item L.000062	Motorist Assistance Patrol (MAP)	Const	376,000	300,800	NHPP, STP>200k
Line Item L.000063	Traffic Control Devices Program	Const	1,471,000	1,176,800	STPFLEX
Line Item L.000064	Transportation Systems Management	Const	779,000	623,200	NHPP, STPFLEX
Line Item L.000065	ITS Systems (Statewide)	Const	893,000	714,400	NHPP, STPFlex
Line Item L.000067	Interstate Lighting, Electrical Projects	Const	290,000	232,000	NHPP
Line Item L.000068	Access Management Projects	Const	1,042,630	834,104	NHPP, HSIP, STPFLEX
Line Item L.000069	Road Transfer Program	Const	2,234,000	1,787,200	STPFlex, NFA
Line Item L.000071	Weigh State Rehabilitation/Upgrade	Const	52,300	41,840	NHPP
Line Item L.000072	Moveable Bridge Program	Const	178,080	142,464	STPFlex
Line Item L.000073	Urgent Bridge Repair/Replacement	Const	575,800	460,640	STPFlex
Line Item L.000074	Bridge Preventive Maintenance	Const	1,365,500	1,092,400	STPFlex, NHPP
Line Item L.000075	Bridge Painting Program	Const	730,000	584,000	STPFlex, NHPP
Line Item L.000076	On System Bridge Program	Const	8,511,200	6,808,960	STPFlex
Line Item L.000077	Bridge Scour Analysis	Const	8,000	6,400	NHPP
Line Item L.000078	Off-System Bridge Replacement Program	Const	2,946,000	2,356,800	FBROff
Line Item L.000079	Bridge Discretionary Program	Const	9,600	7,680	BDP
Line Item L.000080	Misc Federal Discretionary Projects	Const	16,000	12,800	FLH
Line Item L.000081	Various Demo Projects	Const	480,000	384,000	Demo
Line Item L.000082	Misc Statewide TCSP Projects	Const	168,000	134,400	TCSP
Line Item L.000083	CONVERSION OF AC (INCLUDES DEBT SERVICE)	Const	1,640,000	1,312,000	STPFlex, NHPP
Line Item L.000084	Modified Project Agreement	Const	960,000	768,000	STPFlex
Line Item L.000085	Advanced Traffic Management Center	Const	16,000	12,800	CM
Line Item L.000087	Stage 0 and Feasibility Studies	Feasibility	359,000	287,200	STPFlex
Line Item L.000092	DBE Supportive Services	Feasibility	24,000	19,200	DBE/SS
Line Item L.000093	Statewide Congestion Mitigation	Const	408,000	326,400	CM
Line Item L.000094	Urban Transit(Include Transfer to Agencies)	Const	786,000	628,800	STP>200K, STPFlex
YEARLY TOTAL OF LINE ITEMS			\$47,202,350	\$37,992,948	

LINE ITEM ELEMENT

TRANSPORTATION IMPROVEMENT PROGRAM						
Acadlana MPO Urbanized Area - (Financially Constrained)						
FY 2021 (Begn Oct. 2020) STATE PROJECT HIGHWAY ELEMENT (OTHER/GENERIC)						
State Project Number	Project Description	Work Status	Total Cost	Federal Share	Funding Source	
Line Item L.000038	Planning, Training Research	Feasibility	2,400	1,920	STPFlex	
Line Item L.000040	Federal Bridge Inspection	Const	420,000	336,000	STPFlex	
Line Item L.000046	Miscellaneous STP Enhancement Projects	Const	825,000	660,000	TAP>200K	
Line Item L.000047	Miscellaneous National Trails Projects	Const	167,800	134,240	RTP	
Line Item L.000048	Scenic Byways of LA	Const	26,700	21,360	NSB	
Line Item L.000050	LA Public Lands Highway Program	Const	400,000	320,000	FLH	
Line Item L.000051	Overlay or surface repair on Interstate	Const	2,320,000	1,856,000	NHPP	
Line Item L.000053	Statewide Overlay Program	Const	10,000,000	8,000,000	STPFlex	
Line Item L.000054	Road Preventive Maintenance Program	Const	954,000	763,200	STPFlex	
Line Item L.000055	Railroad Crossing Improvements	Const	752,000	601,600	STCash, STPFlex	
Line Item L.000056	Miscellaneous Hazard Elimination Program	Const	3,860,000	3,088,000	HSIP	
Line Item L.000057	Soft Side Safety	Feasibility	507,000	507,000	HSIPPEN, HSIP	
Line Item L.000060	Local Roads Safety Program	Const	230,940	230,940	HSIPPEN, HSIP	
Line Item L.000061	Safe Routes to Public Places Program	Const	417,400	417,400	HSIPPEN	
Line Item L.000062	Motorist Assistance Patrol (MAP)	Const	376,000	300,800	NHPP, STP>200K	
Line Item L.000063	Traffic Control Devices Program	Const	1,471,000	1,176,800	STPFLEX	
Line Item L.000064	Transportation Systems Management	Const	779,000	623,200	NHPP, STPFLEX	
Line Item L.000065	ITS Systems (Statewide)	Const	893,000	714,400	NHPP, STPFlex	
Line Item L.000067	Interstate Lighting, Electrical Projects	Const	290,000	232,000	NHPP	
Line Item L.000068	Access Management Projects	Const	1,042,630	834,104	NHPP, HSIP, STPFLEX	
Line Item L.000069	Road Transfer Program	Const	2,234,000	1,787,200	STPFlex, NFA	
Line Item L.000071	Weigh State Rehabilitation/Upgrade	Const	52,300	41,840	NHPP	
Line Item L.000072	Moveable Bridge Program	Const	178,080	142,464	STPFlex	
Line Item L.000073	Urgent Bridge Repair/Replacement	Const	575,800	460,640	STPFlex	
Line Item L.000074	Bridge Preventive Maintenance	Const	1,365,500	1,092,400	STPFlex, NHPP	
Line Item L.000075	Bridge Painting Program	Const	730,000	584,000	STPFlex, NHPP	
Line Item L.000076	On System Bridge Program	Const	8,511,200	6,808,960	STPFlex	
Line Item L.000077	Bridge Scour Analysis	Const	8,000	6,400	NHPP	
Line Item L.000078	Off-System Bridge Replacement Program	Const	2,946,000	2,356,800	FBROff	
Line Item L.000079	Bridge Discretionary Program	Const	9,600	7,680	BDP	
Line Item L.000080	Misc Federal Discretionary Projects	Const	16,000	12,800	FLH	
Line Item L.000081	Various Demo Projects	Const	480,000	384,000	Demo	
Line Item L.000082	Misc Statewide TCSP Projects	Const	168,000	134,400	TCSP	
Line Item L.000083	CONVERSION OF AC (INCLUDES DEBT SERVICE)	Const	1,640,000	1,312,000	STPFlex, NHPP	
Line Item L.000084	Modified Project Agreement	Const	960,000	768,000	STPFlex	
Line Item L.000085	Advanced Traffic Management Center	Const	16,000	12,800	CM	
Line Item L.000087	Stage 0 and Feasibility Studies	Feasibility	359,000	287,200	STPFlex	
Line Item L.000092	DBE Supportive Services	Feasibility	24,000	19,200	DBE/SS	
Line Item L.000093	Statewide Congestion Mitigation	Const	408,000	326,400	CM	
Line Item L.000094	Urban Transit (Include Transfer to Agencies)	Const	786,000	628,800	STP>200K, STPFlex	
YEARLY TOTAL OF LINE ITEMS			\$47,202,350	\$37,992,948		

LINE ITEM ELEMENT

TRANSPORTATION IMPROVEMENT PROGRAM

Acadiana MPO Urbanized Area - (Financially Constrained)

FY 2022 (Begin Oct. 2021) STATE PROJECT HIGHWAY ELEMENT (OTHER/GENERIC)

State Project Number	Project Description	Work Status	Total Cost	Federal Share	Funding Source
Line Item L.000038	Planning, Training Research	Feasibility	2,400	1,920	STPFlex
Line Item L.000040	Federal Bridge Inspection	Const	420,000	336,000	STPFlex
Line Item L.000046	Miscellaneous STP Enhancement Projects	Const	825,000	660,000	TAP>200k
Line Item L.000047	Miscellaneous National Trails Projects	Const	167,800	134,240	RTP
Line Item L.000048	Scenic Byways of LA	Const	26,700	21,360	NSB
Line Item L.000050	LA Public Lands Highway Program	Const	400,000	320,000	FLH
Line Item L.000051	Overlay or surface repair on Interstate	Const	2,320,000	1,856,000	NHPP
Line Item L.000053	Statewide Overlay Program	Const	10,000,000	8,000,000	STPFlex
Line Item L.000054	Road Preventive Maintenance Program	Const	954,000	763,200	STPFlex
Line Item L.000055	Railroad Crossing Improvements	Const	752,000	601,600	STCash, STPFlex
Line Item L.000056	Miscellaneous Hazard Elimination Program	Const	3,860,000	3,088,000	HSIP
Line Item L.000057	Soft Side Safety	Feasibility	507,000	507,000	HSIPPEN, HSIP
Line Item L.000060	Local Roads Safety Program	Const	230,940	230,940	HSIPPEN, HSIP
Line Item L.000061	Safe Routes to Public Places Program	Const	417,400	417,400	HSIPPEN
Line Item L.000062	Motorist Assistance Patrol (MAP)	Const	376,000	300,800	NHPP, STP>200k
Line Item L.000063	Traffic Control Devices Program	Const	1,471,000	1,176,800	STPFLEX
Line Item L.000064	Transportation Systems Management	Const	779,000	623,200	NHPP, STPFLEX
Line Item L.000065	ITS Systems (Statewide)	Const	893,000	714,400	NHPP, STPFlex
Line Item L.000067	Interstate Lighting, Electrical Projects	Const	290,000	232,000	NHPP
Line Item L.000068	Access Management Projects	Const	1,042,630	834,104	NHPP, HSIP, STPFLEX
Line Item L.000069	Road Transfer Program	Const	2,234,000	1,787,200	STPFlex, NFA
Line Item L.000071	Weight State Rehabilitation/Upgrade	Const	52,300	41,840	NHPP
Line Item L.000072	Moveable Bridge Program	Const	178,080	142,464	STPFlex
Line Item L.000073	Urgent Bridge Repair/Replacement	Const	575,800	460,640	STPFlex
Line Item L.000074	Bridge Preventive Maintenance	Const	1,365,500	1,092,400	STPFlex, NHPP
Line Item L.000075	Bridge Painting Program	Const	730,000	584,000	STPFlex, NHPP
Line Item L.000076	On System Bridge Program	Const	8,511,200	6,808,960	STPFlex
Line Item L.000077	Bridge Scour Analysis	Const	8,000	6,400	NHPP
Line Item L.000078	Off-System Bridge Replacement Program	Const	2,946,000	2,356,800	FBRoff
Line Item L.000079	Bridge Discretionary Program	Const	9,600	7,680	BDP
Line Item L.000080	Misc Federal Discretionary Projects	Const	16,000	12,800	FLH
Line Item L.000081	Various Demo Projects	Const	480,000	384,000	Demo
Line Item L.000082	Misc Statewide TCSP Projects	Const	168,000	134,400	TCSP
Line Item L.000083	CONVERSION OF AC(INCLUDES DEBT SERVICE)	Const	1,640,000	1,312,000	STPFlex, NHPP
Line Item L.000084	Modified Project Agreement	Const	960,000	768,000	STPFlex
Line Item L.000085	Advanced Traffic Management Center	Const	16,000	12,800	CM
Line Item L.000087	Stage 0 and Feasibility Studies	Feasibility	359,000	287,200	STPFlex
Line Item L.000092	DBE Supportive Services	Feasibility	24,000	19,200	DBE/SS
Line Item L.000093	Statewide Congestion Mitigation	Const	408,000	326,400	CM
Line Item L.000094	Urban Transit(Include Transfer to Agencies)	Const	786,000	628,800	STP>200k, STPFlex
YEARLY TOTAL OF LINE ITEMS			\$47,202,350	\$37,992,948	

LINE ITEM ELEMENT

TRANSPORTATION IMPROVEMENT PROGRAM						
Acadiana MPO Urbanized Area - (Financially Constrained)						
FY'S 2019-2022 (Begin Oct. 2018 end Sept. 2022) LINE ITEM PROJECTS						
State Project Number	Line item description	Project #	Project description	Parish	Total Cost	
Line Item L.000038	Planning, Training Research					
Line Item L.000040	Federal Bridge Inspection					
Line Item L.000046	Miscellaneous STP Enhancement Projects					
Line Item L.000047	Miscellaneous National Trails Projects					
Line Item L.000048	Scenic Byways of LA					
Line Item L.000050	LA Public Lands Highway Program					
Line Item L.000051	Overlay or surface repair on Interstate					
		H.013247	I-10 RAMPS @ BUTTE LA ROSE, Embankment and Overlay	St. Martin	1,200,000	
		H.013131	I-10 @ BUTTE LA ROSE BARRIER RAIL REPAIR	St. Martin	50,000	
Line Item L.000053	Statewide Overlay Program					
		H.012558	LA 182: End one way couplet - US 167; Overlay	St. Landry	\$2,440,000	
		H.013198	US 190 EB & WB; MPRR OPASS - LA 742; Overlay	St. Landry	\$6,450,000	
		H.013200	US 190 (EB); LA 742 - BAYOU COURTABLEU; Overlay	St. Landry	\$3,075,000	
		H.012585	LA 347: LA 740 - I.35 MI S LA 31; Overlay	St. Landry	\$3,200,000	
		H.012574	LA 96: LA 182 - .56 MI. W. OF LA 31; Overlay	St. Martin	\$3,687,000	
		H.012130	LA 347: LA 328 - LA 686; Overlay	St. Martin	\$3,376,000	
		H.013327	LA 336-1; .19 MI SW LA 31- LA 31; Overlay	St. Martin	\$100,000	
		H.012286	LA 339; .41 MI W LA 182- LA 182; Overlay	Lafayette	\$675,000	
		H.012980	LA 3073; US 167 - LA 3095	Lafayette	\$4,200,000	
		H.009629	US 90 (EB); RR JCT-JCT US 90BUS (PINHOOK) PAVEMENT REHAB	Lafayette	\$8,813,000	
		H.011932	LA 89-1; N IBERIA ST - HEART D FARM RD. (RT); Overlay	Lafayette	\$750,000	
		H.010207	LA 94; LA 353 - LA 328; Overlay	Lafayette	\$3,195,000	
		H.013097	LA 93; 1.53 MI S US 90-US 90	Lafayette	\$1,380,000	
		H.013360	LA 93; US 90 - BENOIT PATIN RD	Lafayette	\$700,000	
		H.012997	LA 343; VERMILION PL - .6 MI S US 90	Lafayette	\$617,000	
		H.012923	LA 91: LA 3067 - W JCT ST LANDRY PL; Thin Overlay	Lafayette	\$2,236,000	
Line Item L.000054	Road Preventive Maintenance Program					
Line Item L.000055	Railroad Crossing Improvements					
		H.009861	BNSF (NEW IBERIA) LA 14/CENTER FRENCH ST. TRACK WORK	Iberia	\$1,200,000	
		H.009891	BNSF (NEW IBERIA) WEEKS ST.	Iberia	\$350,000	
		H.013333	LA 89-1; BNSF RR XING (LAFAYETTE) REPLACE RR X-ING SURFACE	Lafayette	\$240,000	
Line Item L.000056	Miscellaneous Hazard Elimination Program					
		H.011495	US 90: RAMPS @ LA 88 ROUNDABOUTS	Iberia	\$5,423,000	
		H.012393	LA 98: ROUNDABOUT AT MILLS STREET	Lafayette	\$2,668,000	
		H.012890	LA 3073: MEDIAN IMPROVEMENTS ADDING LTL & MED OPEN	Lafayette	\$120,000	
		H.012611	US 167 @ CHALMETTE/49 HURR. CROSSOVER OFFSET TURN LANES	Lafayette	\$400,000	
		H.012914	LA 3073: AMBASSADOR @ BONIN IMPROVEMENTS EXTEND TURN LANE	Lafayette	\$400,000	
			SUBTOTAL OF LINE ITEMS		\$56,945,000	

LINE ITEM ELEMENT

TRANSPORTATION IMPROVEMENT PROGRAM Acadiana MPO Urbanized Area - (Financially Constrained) FY'S 2019-2022 (Begin Oct. 2018 end Sept. 2022) LINE ITEM PROJECTS						
Line Item L.000057	Soft Side Safety					
Line Item L.000060	Local Roads Safety Program					
Line Item L.000061	Safe Routes to Public Places Program	H.012800	LOCAL ROADS HFST	Lafayette		\$9,000
		H.010100	PESSON ELEMENTARY SIDEWALKS; SIDEWALK CONSTRUCTION	Iberia		\$296,000
		H.013089	MARTIN STREET SIDEWALKS	St. Martin		\$3,000
		H.006538	LAFYT CONS GOVT SIDEWALKS	Lafayette		\$528,000
Line Item L.000062	Motorist Assistance Patrol (MAP)					
Line Item L.000063	Traffic Control Devices Program					
Line Item L.000064	Transportation Systems Management	H.011929	I-49: WASHINGTON TO AVOYELLES LINE SIGNING & RELATED WORK	St. Landry		\$1,200,000
Line Item L.000065	ITS Systems (Statewide)					
		H.013256	I-10 ITS SCOTT TO LAKE CHARLES	Lafayette		\$825,000
		H.011511	US 190 ITS DEPLOYMENT	St. Landry		\$2,317,000
Line Item L.000067	Interstate Lighting, Electrical Projects					
Line Item L.000068	Access Management Projects					
Line Item L.000069	Road Transfer Program					
		H.011781	LA.675 & LA.87 IMP. IN NEW IBERIA (RT). Overlay	Iberia		\$3,487,000
		H.011971	LA.176: DT LFT ST. & SW. CONS. PHASE 3, STREETSCAPE, OVERLAY	Lafayette		\$612,000
		H.011748	LA 731 & LA.731-S IMPROVEMENTS	Lafayette		\$825,000
Line Item L.000071	Weigh State Rehabilitation/Upgrade					
Line Item L.000072	Moveable Bridge Program					
Line Item L.000073	Urgent Bridge Repair/Replacement					
Line Item L.000074	Bridge Preventive Maintenance					
Line Item L.000075	Bridge Painting Program	H.011989	US 90: LDRR AND LA329 OVERPASS BRIDGE REHABILITATION	Iberia		\$3,037,000
Line Item L.000076	On System Bridge Program					
		H.011808	LA 10: Palmetto Company Canal Bridge: Bridge replacement	St. Landry		\$1,725,000
		H.002176	LA 10 BRIDGES	St. Landry		\$5,220,000
		H.010005	VERMILION RIVER MOVABLE BRS REHAB (HB)	Lafayette		\$8,486,000
Line Item L.000077	Bridge Scour Analysis					
Line Item L.000078	Off-System Bridge Replacement Program					
		H.013291	JUDSON WALSH DRIVE OVER DRAINAGE BAYOU BRIDGE REPLCMT.	St. Landry		\$346,000
		H.002151	BAYOU PARC PERDUJ AND CREEK BRIDGES BRIDGE REPLCMT.	Lafayette		\$1,595,000
		H.010557	LAJUNIE RD/ LATERAL 1 BAYOU ST. CLAIR BRIDGE REPLCMT.	Lafayette		\$663,000
		H.012880	HAPSBUrg LANE/COULLEE BRIDGE REPLACEMENT	Lafayette		\$742,000
		H.002735	BAYOU VERMILION BRIDGE REPLACEMENT	Lafayette		\$2,763,000
Line Item L.000079	Bridge Discretionary Program					
Line Item L.000080	Misc Federal Discretionary Projects					
Line Item L.000081	Various Demo Projects					
Line Item L.000082	Misc Statewide TCSP Projects					
Line Item L.000083	CONVERSION OF AC (INCLUDES DEBT SERVICE)					
Line Item L.000084	Modified Project Agreement					
Line Item L.000085	Advanced Traffic Management Center					
Line Item L.000087	Stage O and Feasibility Studies					
Line Item L.000092	DBE Supportive Services	H.013459	US 167: ELSIE STREET TO GILBERT DRIVE STUDY TO 3 LANE	St. Landry		\$50,000
Line Item L.000093	Statewide Congestion Mitigation					
Line Item L.000094	Urban Transit (Include Transfer to Agencies)					
	TOTAL OF LINE ITEMS					\$91,674,000

TRANSIT ELEMENT

TRANSPORTATION IMPROVEMENT PROGRAM						
Lafayette Urbanized Area – (Financially Constrained)						
FY2019 (BEGIN OCT. 2018) PUBLIC TRANSIT ELEMENT PROGRAM OF ELEMENTS						
Project Number	Project Description	Section Number	Local Share	FTC Federal Share	State Share	Total
SECTION 5307 FORMULA GRANT						
	Operating Assistance		1,400,000	1,400,000	0	2,800,000
	Bus and Bus Related Activities:					
	Bus Replacement		140,625	796,875	0	937,500
	Non-fixed Route ADA Paratransit Service		53,750	215,000	0	268,750
	Terminal, Preventative Maint		68,750	275,000	0	343,750
	Passenger Amenities		2,500	10,000	0	12,500
	<i>Subtotal by Funding Source (FTA)</i>		<i>\$1,665,625</i>	<i>\$2,696,875</i>		<i>\$4,362,500</i>
SECTION 5339 CAPITAL ASSISTANCE						
	Bus Replacement		100,000	400,000	0	500,000
	<i>Subtotal by Funding Source (FTA)</i>		<i>\$100,000</i>	<i>\$400,000</i>	<i>\$0</i>	<i>\$500,000</i>
LoNo GRANT						
	Low Emission Bus		181,250	725,000	0	906,250
	Alternate Fuel Infrastructure		10,000	40,000	0	50,000
	CNG Facility Renovation		125,000	500,000	0	625,000
	<i>Subtotal by Funding Source (FTA)</i>		<i>\$316,250</i>	<i>\$1,265,000</i>		<i>\$1,581,250</i>
BUS AND BUS FACILITIES INVESTMENT						
	Bus Replacement		187,500	750,000	0	937,500
	Transit Parking Facility		300,000	1,200,000	0	1,500,000
	Transit Substation		450,000	1,800,000	0	2,250,000
	<i>Subtotal by Funding Source (FTA)</i>		<i>\$937,500</i>	<i>\$3,750,000</i>		<i>\$4,687,500</i>
SECTION 5310 ENHANCED MOBILITY OF SENIORS AND INDIVIDUALS WITH DISABILITIES						
ED 16-28-19	Lafayette Council on Aging Operating Assistance		20,000	20,000	0	40,000
ED 16-28-19	Arc of Acadiana - Lafayette Operating Assistance		28,763	28,763	0	57,526
ED 16-28-19	Arc of Acadiana - Rural Operating Assistance		60,000	60,000	0	120,000
	Lafayette ARC 12-2B		27,403	155,284		182,687
	Arc of Acadiana - Lafayette 16-2B, 12-6B and 5-2MV		58,140	329,457		387,597
	Acadia COA, Inc. 12-2B		18,269	103,522		121,791
ED 16-23-19	Iberia Parish Council on Aging Operating Assistance		15,000	15,000	0	30,000
ED 16-51-19	St. Mary ARC, Inc/Center of Hope		35,000	35,000		70,000
	St. Mary ARC - 12-2B Bus Replacement		9,134	51,762	0	60,896
	<i>Subtotal by Funding Source (FTA)</i>		<i>\$271,709</i>	<i>\$798,788</i>	<i>0</i>	<i>\$1,070,497</i>
SECTION 5311 RURAL TRANSIT ASSISTANCE GRANT						
	Evangeline Parish/City of Ville Platte (5-2MV 8-2B)		14,473	82,015		96,488
	Iberia Parish Government (SMILE) 8-2B		17,078	96,777		113,855
	St. Mary/City of Franklin 8-2B		8,539	48,388		56,927
	Vermilion Parish Policy Jury 5-2MV		5,934	33,627		39,561
RU 18-20-19	Evangeline/City of Ville Platte Council on Aging		227,040	227,040	0	454,080
RU 18-23-19	Iberia Parish SMILE		250,178	250,178	0	500,356
RU 18-49-19	St. Landry Parish Government Council on Aging		204,717	204,717	0	409,434
RU 18-50-19	St. Martin Parish Government Council on Aging		150,000	150,000	0	300,000
RU 18-51-19	St. Mary/City of Franklin Community Action Agency		131,170	131,170	0	262,340
RU 18-57-19	Vermilion Policy Jury		91,900	91,900	0	183,800
	<i>Subtotal by Funding Source (FTA)</i>		<i>\$1,101,030</i>	<i>\$1,315,811</i>	<i>0</i>	<i>\$2,416,841</i>
	Grand Total by Funding Source (FTA)		\$4,392,113	\$10,226,475	0	\$14,618,588

TRANSIT ELEMENT

TRANSPORTATION IMPROVEMENT PROGRAM						
Lafayette Urbanized Area – (Financially Constrained)						
FY2020 (BEGIN OCT. 2019) PUBLIC TRANSIT ELEMENT PROGRAM OF ELEMENTS						
Project Number	Project Description	Section Number	Local Share	FTC Federal Share	State Share	Total
SECTION 5307 FORMULA GRANT						
	Operating Assistance		1,400,000	1,400,000	0	2,800,000
	Bus and Bus Related Activities:					
	Bus Replacement		131,250	743,750	0	875,000
	Non-fixed Route ADA Paratransit Service		53,750	215,000	0	268,750
	Terminal, Preventative Maint		68,750	275,000	0	343,750
	Passenger Amenities		2,500	10,000	0	12,500
	<i>Subtotal by Funding Source (FTA)</i>		<i>\$1,656,250</i>	<i>\$2,643,750</i>		<i>\$4,300,000</i>
SECTION 5339 CAPITAL ASSISTANCE						
	Bus Replacement		93,750	375,000	0	468,750
	<i>Subtotal by Funding Source (FTA)</i>		<i>\$93,750</i>	<i>\$375,000</i>	<i>\$0</i>	<i>\$468,750</i>
LoNo GRANT						
	Low Emission Bus		175,000	700,000	0	875,000
	Alternate Fuel Infrastructure		10,000	40,000	0	50,000
	CNG Facility Renovation		125,000	500,000	0	625,000
	<i>Subtotal by Funding Source (FTA)</i>		<i>\$310,000</i>	<i>\$1,240,000</i>		<i>\$1,550,000</i>
BUS AND BUS FACILITIES INVESTMENT						
	Bus Replacement		175,000	700,000	0	875,000
	Transit Parking Facility		300,000	1,200,000	0	1,500,000
	Transit Substation		450,000	1,800,000	0	2,250,000
	<i>Subtotal by Funding Source (FTA)</i>		<i>\$925,000</i>	<i>\$3,200,000</i>		<i>\$4,625,000</i>
SECTION 5310 ENHANCED MOBILITY OF SENIORS AND INDIVIDUALS WITH DISABILITIES						
	Lafayette Council on Aging Operating Assistance		6,740	6,740	0	13,480
	Arc of Acadiana - Lafayette Operating Assistance		28,763	28,763	0	57,526
	Arc of Acadiana - Lafayette 16-2B Bus Replacement		9,845	55,791		65,636
	Iberia Parish Council on Aging Operating Assistance		15,000	15,000	0	30,000
	St. Mary ARC, Inc/Center of Hope		35,000	35,000	0	70,000
	St. Mary ARC - 12-2B Bus Replacement		9,134	51,762	0	60,896
	<i>Subtotal by Funding Source (FTA)</i>		<i>\$104,483</i>	<i>\$193,055</i>	<i>0</i>	<i>\$297,538</i>
SECTION 5311 RURAL TRANSIT ASSISTANCE GRANT						
	Evangeline/City of Ville Platte Council on Aging		227,040	227,040	0	454,080
	Iberia Parish SMILE		250,178	250,178	0	500,356
	St. Landry Parish Government Council on Aging		204,717	204,717	0	409,434
	St. Martin Parish Government Council on Aging		150,000	150,000	0	300,000
	St. Mary/City of Franklin Community Action Agency		131,170	131,170	0	262,340
	Vermilion Policy Jury		91,900	91,900	0	183,800
	<i>Subtotal by Funding Source (FTA)</i>		<i>\$1,055,005</i>	<i>\$1,055,005</i>	<i>0</i>	<i>\$2,110,010</i>
	Grand Total by Funding Source (FTA)		\$4,144,488	\$9,206,810	0	\$13,351,298

TRANSIT ELEMENT

TRANSPORTATION IMPROVEMENT PROGRAM						
Lafayette Urbanized Area – (Financially Constrained)						
FY2021 (BEGIN OCT. 2020) PUBLIC TRANSIT ELEMENT PROGRAM OF ELEMENTS						
Project Number	Project Description	Section Number	Local Share	FTC Federal Share	State Share	Total
SECTION 5307 FORMULA GRANT						
	Operating Assistance		1,400,000	1,400,000	0	2,800,000
	Bus and Bus Related Activities:					
	Bus Replacement		135,938	770,313	0	906,250
	Non-fixed Route ADA Paratransit Service		53,750	215,000	0	268,750
	Terminal, Preventative Maint		68,750	275,000	0	343,750
	Passenger Amenities		2,500	10,000	0	12,500
	<i>Subtotal by Funding Source (FTA)</i>		<i>\$1,660,938</i>	<i>\$2,670,313</i>		<i>\$4,331,250</i>
SECTION 5339 CAPITAL ASSISTANCE						
	Bus Replacement		93,750	375,000	0	468,750
	<i>Subtotal by Funding Source (FTA)</i>		<i>\$93,750</i>	<i>\$375,000</i>	<i>\$0</i>	<i>\$468,750</i>
LoNo GRANT						
	Low Emission Bus		162,500	650,000	0	812,500
	Alternate Fuel Infrastructure		10,000	40,000	0	50,000
	CNG Facility Renovation		125,000	500,000	0	625,000
	<i>Subtotal by Funding Source (FTA)</i>		<i>\$297,500</i>	<i>\$1,190,000</i>		<i>\$1,487,500</i>
BUS AND BUS FACILITIES INVESTMENT						
	Bus Replacement		181,250	725,000	0	906,250
	Transit Parking Facility		300,000	1,200,000	0	1,500,000
	Transit Substation		450,000	1,800,000	0	2,250,000
	<i>Subtotal by Funding Source (FTA)</i>		<i>\$931,250</i>	<i>\$3,725,000</i>		<i>\$4,656,250</i>
SECTION 5310 ENHANCED MOBILITY OF SENIORS AND INDIVIDUALS WITH DISABILITIES						
	Lafayette Council on Aging Operating Assistance		6,740	6,740	0	13,480
	Arc of Acadiana - Lafayette Operating Assistance		28,763	28,763	0	57,526
	Arc of Acadiana - Lafayette 16-2B Bus Replacement		9,845	55,791		65,636
	Iberia Parish Council on Aging Operating Assistance		15,000	15,000	0	30,000
	St. Mary ARC, Inc/Center of Hope		35,000	35,000		70,000
	St. Mary ARC - 12-2B Bus Replacement		9,134	51,762	0	60,896
	<i>Subtotal by Funding Source (FTA)</i>		<i>\$104,483</i>	<i>\$193,055</i>	<i>0</i>	<i>\$297,538</i>
SECTION 5311 RURAL TRANSIT ASSISTANCE GRANT						
	Evangeline/City of Ville Platte Council on Aging		227,040	227,040	0	454,080
	Iberia Parish SMILE		250,178	250,178	0	500,356
	St. Landry Parish Government Council on Aging		204,717	204,717	0	409,434
	St. Martin Parish Government Council on Aging		150,000	150,000	0	300,000
	St. Mary/City of Franklin Community Action Agency		131,170	131,170	0	262,340
	Vermilion Policy Jury		91,900	91,900	0	183,800
	<i>Subtotal by Funding Source (FTA)</i>		<i>\$1,055,005</i>	<i>\$1,055,005</i>	<i>0</i>	<i>\$2,110,010</i>
	Grand Total by Funding Source (FTA)		\$4,142,925	\$9,208,373	0	\$13,351,298

TRANSIT ELEMENT

TRANSPORTATION IMPROVEMENT PROGRAM						
Lafayette Urbanized Area – (Financially Constrained)						
FY2022 (BEGIN OCT. 2021) PUBLIC TRANSIT ELEMENT PROGRAM OF ELEMENTS						
Project Number	Project Description	Section Number	Local Share	FTC Federal Share	State Share	Total
SECTION 5307 FORMULA GRANT						
	Operating Assistance		1,400,000	1,400,000	0	2,800,000
	Bus and Bus Related Activities:					
	Bus Replacement		140,625	796,875	0	937,500
	Non-fixed Route ADA Paratransit Service		53,750	215,000	0	268,750
	Terminal, Preventative Maint		68,750	275,000	0	343,750
	Passenger Amenities		2,500	10,000	0	12,500
	<i>Subtotal by Funding Source (FTA)</i>		<i>\$1,665,625</i>	<i>\$2,696,875</i>		<i>\$4,362,500</i>
SECTION 5339 CAPITAL ASSISTANCE						
	Bus Replacement		100,000	400,000	0	500,000
	<i>Subtotal by Funding Source (FTA)</i>		<i>\$100,000</i>	<i>\$400,000</i>	<i>\$0</i>	<i>\$500,000</i>
LoNo GRANT						
	Low Emission Bus		181,250	725,000	0	906,250
	Alternate Fuel Infrastructure		10,000	40,000	0	50,000
	CNG Facility Renovation		125,000	500,000	0	625,000
	<i>Subtotal by Funding Source (FTA)</i>		<i>\$316,250</i>	<i>\$1,265,000</i>		<i>\$1,581,250</i>
BUS AND BUS FACILITIES INVESTMENT						
	Bus Replacement		187,500	750,000	0	937,500
	Transit Parking Facility		300,000	1,200,000	0	1,500,000
	Transit Substation		450,000	1,800,000	0	2,250,000
	<i>Subtotal by Funding Source (FTA)</i>		<i>\$937,500</i>	<i>\$3,750,000</i>		<i>\$4,687,500</i>
SECTION 5310 ENHANCED MOBILITY OF SENIORS AND INDIVIDUALS WITH DISABILITIES						
	Lafayette Council on Aging Operating Assistance		6,740	6,740	0	13,480
	Arc of Acadiana - Lafayette Operating Assistance		28,763	28,763	0	57,526
	Arc of Acadiana - Lafayette 16-2B Bus Replacement		9,845	55,791	0	65,636
	Iberia Parish Council on Aging Operating Assistance		15,000	15,000	0	30,000
	St. Mary ARC, Inc/Center of Hope		35,000	35,000	0	70,000
	St. Mary ARC - 12-2B Bus Replacement		9,134	51,762	0	60,896
	<i>Subtotal by Funding Source (FTA)</i>		<i>\$104,483</i>	<i>\$193,055</i>	<i>0</i>	<i>\$297,538</i>
SECTION 5311 RURAL TRANSIT ASSISTANCE GRANT						
	Evangeline/City of Ville Platte Council on Aging		227,040	227,040	0	454,080
	Iberia Parish SMILE		250,178	250,178	0	500,356
	St. Landry Parish Government Council on Aging		204,717	204,717	0	409,434
	St. Martin Parish Government Council on Aging		150,000	150,000	0	300,000
	St. Mary/City of Franklin Community Action Agency		131,170	131,170	0	262,340
	Vermilion Policy Jury		91,900	91,900	0	183,800
	<i>Subtotal by Funding Source (FTA)</i>		<i>\$1,055,005</i>	<i>\$1,055,005</i>	<i>0</i>	<i>\$2,110,010</i>
	Grand Total by Funding Source (FTA)		\$4,178,863	\$9,359,935	0	\$13,538,798

Major Non-State Road Projects

TRANSPORTATION IMPROVEMENT PROGRAM Lafayette Urbanized Area – (Financially Constrained) FY 2019-2022(Quarter 3, 2018 Update) Regionally Significant Local Project Element						
*All projects listed on this document are under construction and on a Minor/Principle Arterial						
Local Project Number	Entity	Project Description	Work Status	Money allocated	Funding Source	Let Date
Lafayette Consolidated Government						
6	LCG	E. Pont Des Mouton Rd. Widening (4 lane blvd. and 5 lane section) from I-49 to LA. Avenue	CONST	11,812,000	City Bonds	2018
13	LCG	Kaliste Saloom Road Widening (5 Lane) from Ambassador Caffery(La. 3073) to E. Broussard Rd. (La. 733)	CONST	14,474,000	City Bonds	2018
		<i>Subtotal</i>		26,286,000		

Appendix A: The TIP Submittal Package

Order of documents:

TPC Resolution

- TPC Resolution Amendment #1
- TPC Resolution Amendment #2
- TPC Resolution Amendment #3
- TPC Resolution Amendment #4
- TPC Resolution Amendment #5
- TPC Resolution Amendment #6
- TPC Resolution Amendment #7
- TPC Resolution Amendment #8

ACADIANA METROPOLITAN PLANNING ORGANIZATION
TRANSPORTATION POLICY COMMITTEE
RESOLUTION NO. 6-2018

APPROVING AND ADOPTING THE
2019 – 2022 TRANSPORTATION IMPROVEMENT PROGRAM
FOR THE ACADIANA METROPOLITAN STUDY AREA, LOUISIANA

WHEREAS, the Transportation Policy Committee is the decision-making body for the Acadiana Metropolitan Planning Organization; **AND**


WHEREAS, the Acadiana Metropolitan Planning Organization is responsible for transportation planning in the Acadiana Metropolitan Planning Area; **AND**

WHEREAS, the Transportation Technical Committee, after a comprehensive, coordinated and cooperative review, has forwarded to the Transportation Policy Committee, for review and approval, the *2019 – 2022 Transportation Improvement Program*; **AND**

WHEREAS, the Acadiana Metropolitan Planning Organization's Transportation Policy Committee has given thorough review and consideration to the *2019 – 2022 Transportation Improvement Program*;

NOW THEREFORE BE IT RESOLVED, that the Transportation Policy Committee does hereby adopt the *2019 – 2022 Transportation Improvement Program*, which is attached to and part of this resolution.

THIS RESOLUTION BEING VOTED ON AND ADOPTED ON THE EIGHTEENTH DAY OF JULY IN THE YEAR TWO THOUSAND AND EIGHTEEN.

ATTEST: 
Melanie Bordelon, Manager
AMPO


Bill Fontenot, Chair
AMPO
Transportation Policy Committee

**ACADIANA METROPOLITAN PLANNING ORGANIZATION
TRANSPORTATION POLICY COMMITTEE**

RESOLUTION NO. 9-2018

APPROVING AND ADOPTING

**AMENDMENT NO. 1 TO THE 2019-2022 TRANSPORTATION IMPROVEMENT PROGRAM
FOR THE ACADIANA METROPOLITAN STUDY AREA, LOUISIANA**

WHEREAS, the Transportation Policy Committee is the decision-making body for the Acadiana Metropolitan Planning Organization; **AND**

WHEREAS, the Acadiana Metropolitan Planning Organization is responsible for transportation planning in the Acadiana Metropolitan Planning Area; **AND**

WHEREAS, the Transportation Technical Committee has reviewed and considered state projects, local project applications, and adjustments in project implementation schedules in the current 2015-2018 Transportation Improvement Program (TIP) noted in the attached list of changes as Amendment No. 1 to the 2019-2022 Transportation Improvement Program; **AND**


WHEREAS, the Transportation Technical Committee has recommended approval of the proposed schedule of projects identified as Amendment No. 1 to the Transportation Improvement Program (TIP); **AND**

WHEREAS, the Acadiana Transportation Policy Committee has given thorough review and consideration to the changes, additions, and modifications proposed in Amendment No. 1 to the 2019-2022 Transportation Improvement Program (TIP) as recommended by the Transportation Technical Committee in a comprehensive, cooperative and coordinated manner for the Acadiana Metropolitan Study Area;

NOW THEREFORE BE IT RESOLVED, that the Transportation Policy Committee does hereby approve and adopt *Amendment No. 1 to the 2019-2022 Transportation Improvement Program*, which list of changes is attached hereto and made a part of this resolution.

THIS RESOLUTION BEING VOTED ON AND ADOPTED ON THE NINETEENTH DAY OF SEPTEMBER IN THE YEAR TWO THOUSAND AND EIGHTEEN.

ATTEST: 
Melanie Bordelon, Manager
AMPO


Bill Fontenot, Chair
AMPO
Transportation Policy Committee

ACADIANA METROPOLITAN PLANNING ORGANIZATION
TRANSPORTATION POLICY COMMITTEE

RESOLUTION NO. 13-2018

APPROVING AND ADOPTING

**AMENDMENT NO. 2 TO THE 2019-2022 TRANSPORTATION IMPROVEMENT PROGRAM
FOR THE ACADIANA METROPOLITAN STUDY AREA, LOUISIANA**

WHEREAS, the Transportation Policy Committee is the decision-making body for the Acadiana Metropolitan Planning Organization; **AND**

WHEREAS, the Acadiana Metropolitan Planning Organization is responsible for transportation planning in the Acadiana Metropolitan Planning Area; **AND**

WHEREAS, the Transportation Technical Committee has reviewed and considered state projects, local project applications, and adjustments in project implementation schedules in the current 2019-2022 Transportation Improvement Program (TIP) noted in the attached list of changes as Amendment No. 2 to the 2019-2022 Transportation Improvement Program; **AND**

WHEREAS, the Transportation Technical Committee has recommended approval of the Transit Asset Management Plan as identified as Amendment No. 2 to the 2019-2022 Transportation Improvement Program (TIP); **AND**

WHEREAS, the Acadiana Transportation Policy Committee has given thorough review and consideration to the changes, additions, and modifications proposed in Amendment No. 2 to the 2019-2022 Transportation Improvement Program (TIP) as recommended by the Transportation Technical Committee in a comprehensive, cooperative and coordinated manner for the Acadiana Metropolitan Study Area;

NOW THEREFORE BE IT RESOLVED, that the Transportation Policy Committee does hereby approve and adopt *Amendment No. 2 to the 2019-2022 Transportation Improvement Program*, which list of changes is attached hereto and made a part of this resolution.

THIS RESOLUTION BEING VOTED ON AND ADOPTED ON THE FOURTEENTH DAY OF NOVEMBER IN THE YEAR TWO THOUSAND AND EIGHTEEN.

ATTEST: Melanie Bordelon

Melanie Bordelon, Manager
AMPO



Pat Logan, Vice-Chair
AMPO

Transportation Policy Committee

ACADIANA METROPOLITAN PLANNING ORGANIZATION
TRANSPORTATION POLICY COMMITTEE
RESOLUTION NO. 4-2019

APPROVING AND ADOPTING
AMENDMENT NO. 3 TO THE 2019-2022 TRANSPORTATION IMPROVEMENT PROGRAM
FOR THE ACADIANA METROPOLITAN STUDY AREA, LOUISIANA

WHEREAS, the Transportation Policy Committee is the decision-making body for the Acadiana Metropolitan Planning Organization; **AND**

WHEREAS, the Acadiana Metropolitan Planning Organization is responsible for transportation planning in the Acadiana Metropolitan Planning Area; **AND**

WHEREAS, the Transportation Technical Committee has reviewed and considered state projects, local project applications, and adjustments in project implementation schedules in the current 2019-2022 Transportation Improvement Program (TIP) noted in the attached list of changes as Amendment No. 2 to the 2019-2022 Transportation Improvement Program; **AND**


WHEREAS, the Transportation Technical Committee has recommended approval of the Transit Asset Management Plan as identified as Amendment No. 3 to the 2019-2022 Transportation Improvement Program (TIP); **AND**

WHEREAS, the Acadiana Transportation Policy Committee has given thorough review and consideration to the changes, additions, and modifications proposed in Amendment No. 3 to the 2019-2022 Transportation Improvement Program (TIP) as recommended by the Transportation Technical Committee in a comprehensive, cooperative and coordinated manner for the Acadiana Metropolitan Study Area;

NOW THEREFORE BE IT RESOLVED, that the Transportation Policy Committee does hereby approve and adopt *Amendment No. 3 to the 2019-2022 Transportation Improvement Program*, which list of changes is attached hereto and made a part of this resolution.

THIS RESOLUTION BEING VOTED ON AND ADOPTED ON THE SIXTEENTH DAY OF JANUARY IN THE YEAR TWO THOUSAND AND NINETEEN.

ATTEST: 
Melanie Bordelon, Manager
AMPO


Bruce Conque, Chair
AMPO
Transportation Policy Committee

ACADIANA METROPOLITAN PLANNING ORGANIZATION
TRANSPORTATION POLICY COMMITTEE
RESOLUTION NO. 9-2019

APPROVING AND ADOPTING

AMENDMENT NO. 4 TO THE 2019-2022 TRANSPORTATION IMPROVEMENT PROGRAM
FOR THE ACADIANA METROPOLITAN STUDY AREA, LOUISIANA

WHEREAS, the Transportation Policy Committee is the decision-making body for the Acadiana Metropolitan Planning Organization; **AND**


WHEREAS, the Acadiana Metropolitan Planning Organization is responsible for transportation planning in the Acadiana Metropolitan Planning Area; **AND**


WHEREAS, the Transportation Technical Committee will review and consider state projects, local project applications, and adjustments in project implementation schedules in the current 2019-2022 Transportation Improvement Program (TIP) noted in the attached list of changes as Amendment No. 4 to the 2019-2022 Transportation Improvement Program; meeting to be held on May 1st; **AND**

WHEREAS, the Acadiana Transportation Policy Committee has given thorough review and consideration to the changes as proposed in Amendment No. 4 to the 2019-2022 Transportation Improvement Program (TIP).

NOW THEREFORE BE IT RESOLVED, that the Transportation Policy Committee does hereby approve and adopt *Amendment No. 4 to the 2019-2022 Transportation Improvement Program* contingent upon public comment and approval by the Technical Transportation Committee (TTC), meeting to be held on May 1st.

THIS RESOLUTION BEING VOTED ON AND ADOPTED ON THE TWENTIETH DAY OF MARCH IN THE YEAR TWO THOUSAND AND NINETEEN.

ATTEST: 
Melanie Bordelon, Manager
AMPO


Bruce Conque, Chair
AMPO
Transportation Policy Committee

ACADIANA METROPOLITAN PLANNING ORGANIZATION

TRANSPORTATION POLICY COMMITTEE

RESOLUTION NO. 13-2019

APPROVING AND ADOPTING

**AMENDMENT NO. 5 TO THE 2019-2022 TRANSPORTATION IMPROVEMENT PROGRAM
FOR THE ACADIANA METROPOLITAN STUDY AREA, LOUISIANA**

WHEREAS, the Transportation Policy Committee is the decision-making body for the Acadiana Metropolitan Planning Organization; **AND**

WHEREAS, the Acadiana Metropolitan Planning Organization is responsible for transportation planning in the Acadiana Metropolitan Planning Area; **AND**

WHEREAS, the Transportation Technical Committee will review and consider state projects, local project applications, and adjustments in project implementation schedules in the current 2019-2022 Transportation Improvement Program (TIP) noted in the attached list of changes as Amendment No. 5 to the 2019-2022 Transportation Improvement Program; **AND**

WHEREAS, the Acadiana Transportation Policy Committee has given thorough review and consideration to the changes as proposed in Amendment No. 5 to the 2019-2022 Transportation Improvement Program (TIP).

NOW THEREFORE BE IT RESOLVED, that the Transportation Policy Committee does hereby approve and adopt *Amendment No. 5 to the 2019-2022 Transportation Improvement Program* which list of changes is attached hereto and made a part of this resolution.

THIS RESOLUTION BEING VOTED ON AND ADOPTED ON THE FIFTEENTH DAY OF MAY IN THE YEAR TWO THOUSAND AND NINETEEN.

ATTEST: Melanie Bordelon
Melanie Bordelon, Manager
AMPO

Pat Logan
Pat Logan, Vice-Chair
AMPO
Transportation Policy Committee

ACADIANA METROPOLITAN PLANNING ORGANIZATION
TRANSPORTATION POLICY COMMITTEE

RESOLUTION NO. 15-2019

APPROVING AND ADOPTING

AMENDMENT NO. 6 TO THE 2019-2022 TRANSPORTATION IMPROVEMENT PROGRAM
FOR THE ACADIANA METROPOLITAN STUDY AREA, LOUISIANA

WHEREAS, the Transportation Policy Committee is the decision-making body for the Acadiana Metropolitan Planning Organization; **AND**


WHEREAS, the Acadiana Metropolitan Planning Organization is responsible for transportation planning in the Acadiana Metropolitan Planning Area; **AND**

WHEREAS, the Transportation Technical Committee will review and consider state projects, local project applications, and adjustments in project implementation schedules in the current 2019-2022 Transportation Improvement Program (TIP) noted in the attached list of changes as Amendment No. 6 to the 2019-2022 Transportation Improvement Program; **AND**

WHEREAS, the Acadiana Transportation Policy Committee has given thorough review and consideration to the changes as proposed in Amendment No. 6 to the 2019-2022 Transportation Improvement Program (TIP).

NOW THEREFORE BE IT RESOLVED, that the Transportation Policy Committee does hereby approve and adopt *Amendment No. 6 to the 2019-2022 Transportation Improvement Program* which list of changes is attached hereto and made a part of this resolution.

THIS RESOLUTION BEING VOTED ON AND ADOPTED ON THE EIGHTEENTH DAY OF SEPTEMBER IN THE YEAR TWO THOUSAND AND NINETEEN.

ATTEST: 
Melanie Bordelon, Transportation Director
AMPO


Bruce Conque, Chair
AMPO
Transportation Policy Committee

ACADIANA METROPOLITAN PLANNING ORGANIZATION
TRANSPORTATION POLICY COMMITTEE
RESOLUTION NO. 17-2019

APPROVING AND ADOPTING
AMENDMENT NO. 7 TO THE 2019-2022 TRANSPORTATION IMPROVEMENT PROGRAM
FOR THE ACADIANA METROPOLITAN STUDY AREA, LOUISIANA

WHEREAS, the Transportation Policy Committee is the decision-making body for the Acadiana Metropolitan Planning Organization; **AND**

WHEREAS, the Acadiana Metropolitan Planning Organization is responsible for transportation planning in the Acadiana Metropolitan Planning Area; **AND**


WHEREAS, the Transportation Technical Committee will review and consider state projects, local project applications, and adjustments in project implementation schedules in the current 2019-2022 Transportation Improvement Program (TIP) noted in the attached list of changes as Amendment No. 7 to the 2019-2022 Transportation Improvement Program; **AND**

WHEREAS, the Acadiana Transportation Policy Committee has given thorough review and consideration to the changes as proposed in Amendment No. 7 to the 2019-2022 Transportation Improvement Program (TIP).

NOW THEREFORE BE IT RESOLVED, that the Transportation Policy Committee does hereby approve and adopt *Amendment No. 7 to the 2019-2022 Transportation Improvement Program* which list of changes is attached hereto and made a part of this resolution.

THIS RESOLUTION BEING VOTED ON AND ADOPTED ON THE TWENTY FIRST DAY OF NOVEMBER IN THE YEAR TWO THOUSAND AND NINETEEN.

ATTEST: Melanie Bordelon
Melanie Bordelon, Transportation Director
AMPO


Bruce Conque, Chair
AMPO
Transportation Policy Committee

ACADIANA METROPOLITAN PLANNING ORGANIZATION
TRANSPORTATION POLICY COMMITTEE RESOLUTION NO.

1-2020

APPROVING AND ADOPTING
AMENDMENT NO. 8 TO THE 2019-2022 TRANSPORTATION IMPROVEMENT PROGRAM FOR THE
ACADIANA METROPOLITAN STUDY AREA, LOUISIANA

WHEREAS, the Transportation Policy Committee is the decision-making body for the Acadiana Metropolitan Planning Organization; **AND**


WHEREAS, the Acadiana Metropolitan Planning Organization is responsible for transportation planning in the Acadiana Metropolitan Planning Area; **AND**

WHEREAS, the Transportation Technical Committee will review and consider state projects, local project applications, and adjustments in project implementation schedules in the current 2019- 2022 Transportation Improvement Program (TIP) noted in the attached list of changes as Amendment No. 8 to the 2019-2022 Transportation Improvement Program; **AND**

WHEREAS, the Acadiana Transportation Policy Committee has given thorough review and consideration to the changes as proposed in Amendment No. 8 to the 2019-2022 Transportation Improvement Program (TIP).

NOW THEREFORE BE IT RESOLVED that the Transportation Policy Committee does hereby approve and adopt *Amendment No. 8 to the 2019-2022 Transportation Improvement Program* which list of changes is attached hereto and made a part of this resolution.

THIS RESOLUTION BEING VOTED ON AND ADOPTED ON THE TWENTY SECOND DAY OF JANUARY IN THE YEAR TWO THOUSAND AND TWENTY.

: 

ATTEST:

Sara Gary, Transportation Director AMPO



Simone Champagne, Chair
AMPO

Transportation Policy Committee