

**Mobile Home Permit Application**  
**New and Replacement Mobile Homes**

Please drop off this application along with a *site plan to scale on 8 ½ x 11 sheet of paper*.  
The applicant will be notified within 5 working days upon receipt of the application.

**Property located in: Lafayette Parish** \_\_\_\_\_

**Size of Mobile Home:** \_\_\_\_\_ **HUD #** \_\_\_\_\_

**Address:** \_\_\_\_\_

**Subdivision Name:** \_\_\_\_\_ **Lot #** \_\_\_\_\_

**Owner's Name:** \_\_\_\_\_

**Fax #** \_\_\_\_\_ **Phone #** \_\_\_\_\_ **Cell #** \_\_\_\_\_

**Owner's E-Mail address:** \_\_\_\_\_

**Flood Zone:** \_\_\_\_\_

**Type of Sewage Disposal: Public/Private Company** \_\_\_\_\_ **Individual System** \_\_\_\_\_

**Type of Water Supply: Public/Private Company** \_\_\_\_\_ **Individual System** \_\_\_\_\_

Scaled site plan (8 ½ x 11) indicating lot dimensions, footprint of mobile home and all proposed improvements, all easements or other encumbrances, and mobile home setbacks attached.

Yes \_\_\_\_\_ NO \_\_\_\_\_

Applicant is responsible for maintaining existing conditions of the Public Right-of-Way (i.e. ditch grade, roadway shoulder and roadway) during activities as it relates to this Permit. Applicant is not allowed to damage and/or alter ditches, store construction material and equipment that may cause damage to and/or alter the Public Right-of-Way. The LCG reserves the right to inspect permitted sites at any given time and upon written notification the Applicant will have 10 calendar days to correct noted deficiencies.

**Failure to correct noted deficiencies will result in the suspension of all construction related inspections until noted deficiencies are corrected and approved by the Department of Public Works.**

I further understand that violation of any of the above may result in revocation of this and contingent permits and disconnection of electrical power and/or other utilities to the mobile home.

The undersigned applicant hereby represents that he/she has performed the necessary research to ascertain the existence and location of all servitudes, easements, setbacks, restrictive covenants, deed restrictions and other matters which may have an impact or effect upon the site which the mobile home is to be located pursuant to this permit.

\_\_\_\_\_  
(Printed Name)

\_\_\_\_\_  
(Signature)

## MOBILE HOME PROCEDURES

- STEP 1: Fill out a Mobile Home Application and return the application to the Planning Zoning & Codes Department with the following information:
1. EITHER A RECORDED PLAT OF SURVEY APPROVED BY THE PLANNING COMMISSION OR A RECORDED PLAT OF SURVEY FROM THE LAFAYETTE PARISH COURT HOUSE DATED PRIOR TO JUNE 30, 1998
  2. "CASH SALE" OR "ACT OF DONATION"
  3. A SCALED SITE PLAN ON (8 1/2 X 11) SHOWING THE LOCATION OF THE MOBILE HOME ON THE PROPERTY

If this is rental property or a land/lease purchase, LICENSED SUB CONTRACTORS will be required to purchase plumbing and electrical permits.

- STEP 2: Obtain municipal address from the Planning, Zoning and Codes Department, Planning Division. Route numbers and box numbers are not acceptable. Planning will assign your property a registered municipal address. This address will be used on all correspondences with all agencies, from emergency 911, postal carriers, law enforcement, utility companies, board of health, codes and permits, etc.

- STEP 3: The Flood Plain Administrator will determine if property is in a flood zone. He will issue a blank elevation certificate listing the base flood elevation at your location if the property is determined to be in a flood zone. The bottom of the longitudinal frame beam of your mobile home is currently required to be one foot above this base flood elevation. The central air conditioning unit must be at this height as well. A licensed surveyor must be hired to set a mark showing THE Base Flood Elevation (BFE). The surveyor must return once your home is on site to complete the elevation certificate verifying it is at the proper height if not correct your elevation certificate will be rejected. An electrical permit will not be sold until this certificate is on file at the Codes office.

- STEP 4: A representative of Planning, Zoning & Codes will contact you when your Mobile Home Approval is ready to be picked up and brought over to the Board of Health.

- STEP 5: A Plumbing permit will be needed and could be purchased at this time for \$30.00 for sewer and \$30.00 for water. A Plumbing permit is not needed if it is a Mobile Home replacement and if no new plumbing extensions are being performed. If a water meter inspection is required for water to be turned on in a Mobile Home Park, a license Plumber will be required to perform connections and obtain a permit for inspection.

- STEP 6: Bring Mobile Home approval to Board of Health Office (BOH—phone # 337-262-5616 #2) to obtain a septic sewer packet. Once packet is completed, return it to BOH and when BOH Treatment System letter is ready, bring it to PZC.

- STEP 7: Once plumbing permit is purchased, flood certificate on file (if in a flood zone), & Board of Health letter received, then the electrical permit can be sold \$40.00. Plumbing inspections (water & sewer) need to be approved before electrical inspection can be ordered.

GENERAL NOTES:

The flood certificate should be marked "Finished Construction" and have at least (2) 3" X 3" color pictures attached. Fax copies NOT ACCEPTABLE.

Plumbing permits MUST be sold before electrical permit.

If there is an existing septic system on the site, we still require a letter from the Board of Health.

CONTACT PHONE NUMBERS:

Tenique Nedd- Development Planner	291-8449
Kyle Faber- Development Planner	291-8887
Sharon Wagner -Development Planner	291-8006
Sara Gary-Development Planner	291-8005
Kerwin Woodard -Floodplain Administrator	291-8468

**Minimum Setback Requirements:**

**Front: 20 Feet**

**Rear: 10 Feet**

**Side: 5 Feet**

**All Mobile Homes must be located at least 30 feet away from the nearest existing home or mobile home on the property.**

LAFAYETTE CONSOLIDATED GOVERNMENT  
DEPARTMENT OF PLANNING, ZONING, & CODES  
PROCEDURES FOR OBTAINING PERMITS FOR MOBILE HOMES

OBTAINING PERMITS-Mobile Home Homeowner Permits and Self Contractor

If you own and intend to occupy as your residence you are entitled to perform your own work, and act as your own contractor, however, keep in mind you are accepting the responsibility as a self contractor that all work performed by you is inspected and approved by the Codes Division. In the event of an inspector rejecting your work, the Codes Division reserves the right to void your home owners permit and require you to hire a licensed contractor to complete and correct rejected work. If you intend to hire licensed contractors simply give them the information from step #1, step #2 and #3 they will be able to purchase your permits and request your inspections for you, eliminating you as the liable party.

If you are to locate your mobile home in an approved mobile home park, and you know the name of the park, the address and the lot number permits can be issued without delay; however, there are some types of permits that the Codes Division simply cannot issue to homeowners. For example-if your mobile home requires natural gas service, a permit and inspection is required before the gas service can be turned on, however, homeowners cannot purchase this type permit because of the close proximity of neighboring mobile homes in mobile home parks, instead a licensed plumber or gas fitter is required to purchase this permit, reason being licensed contractors are required by law to carry liability insurance for this type of work. Home owners cannot obtain permits for plumbing in Mobile Home Parks. State plumbing Law requires that License Plumbers (License by the State Plumbing Board) perform work and obtain a permit for inspection. If you have any unanswered questions about the type of permit you need or any regulations pertaining to a certain type of work to be performed, please ask one of the clerks to allow you to speak with one of the inspectors. The clerks are not expected to answer code questions.



# MOBILE HOME

Utility Regulations  
For Lafayette Parish

*From concept*



*To home...*



Brought to you by:  
Lafayette Consolidated Government  
Department of Planning, Zoning, & Codes  
Codes Division  
220 West Willow Street, Building B  
Lafayette, Louisiana 70501  
337.291.8461



LAFAYETTE CONSOLIDATED GOVERNMENT  
PLANNING, ZONING AND CODES DEPARTMENT

AREA OF JURISDICTION

The Codes Division area of operation, CITY AND PARISH OF LAFAYETTE, excluding the corporate limits of Carencro, Broussard, Scott, Duson, and Youngsville, La, these municipalities have their own codes and permits offices. If you are to locate in one of these areas, contact the city hall in that area for information on their requirements, which may differ from the information provided in this booklet.

PLANNING, ZONING AND CODES DEPARTMENT is all located at 220 West Willow Street, Building-B. Hours are 7:00 A.M. to 4:00 P.M. Monday thru Friday. Phone: (337) 291-8461.

The State Board of Health Office for Lafayette Parish is located at 220 West Willow Street, Building-A. Phone: (337-262-5616 #2).

This booklet has been prepared by the staff of the Codes Division as an aid to mobile home owners who intend to occupy a mobile home as their residence, and perform the task of connecting to utility services provided within the jurisdiction of the Codes Division. All utility connections within the Codes Division jurisdiction are required (BY LAW) to be inspected and approved prior to energizing. Should a homeowner decide to take on a task of connecting to utility services without the help of a licensed professional, he or she is still required to meet the same standards with regards to code compliance. The only difference being he or she is allowed to obtain homeowner permits and inspections.

The Codes Division **cannot** be held liable for any misinterpretation of the material enclosed. This booklet is only a guide and is not a complete code book. If the homeowner is not experienced in any of the trades or fields described in this booklet, it would be in their best interest to contact licensed professionals to perform all work required. The Codes Division is responsible for enforcement of adopted codes, ordinances and laws of the CITY/PARISH OF LAFAYETTE, STATE OF LOUISIANA AND UNITED STATES FEDERAL GOVERNMENT.

## STATE PLUMBING REQUIREMENTS

When connecting your mobile home to a private sewer system, new or existing, State Board of Health approval is required. Assuming you have completed step #1 and step #2, a plumbing permit must be purchased for all new private sewer plants and extensions of sewer lines. If a licensed plumber is contracted to install the plant and the connections of the sewer lines to the mobile home, the plumber must obtain the permit and call for inspections. If the homeowner is planning to connect the sewer lines to the mobile home, he/she must obtain a sewer permit. When sewer lines are installed from the mobile home to the sewer plant, before covering the sewer lines, the homeowner or plumber must call for an inspection. The Board of Health will issue a letter to the owner, at this time you may purchase the electrical and air conditioning permits if you are doing the work yourself. If not, a licensed electrical contractor must purchase the electrical/ac permit.

Water connections can be accomplished in several different ways. If you are locating in an approved mobile home park with community water, no water inspections are required. Other parks provide water service for a monthly fee. Check with the park owner or manager to see what service is available. New water wells on private property require permits and inspections. The Board of Health has regulations as to where wells are located in respect to sewer plants. Each separate water meter that is serviced by LUS water system, Judice water system, Milton water system and any other community water system all require permits and inspection approval from the Codes Division. A basic question asked frequently is, how deep to bury water lines? The answer is 12 inches deep is the minimum depth. Water lines can be buried in the same trench with electric line as long as they are 12 inches apart horizontally or vertically. All plumbing contractors are required to be registered and licensed with the State Plumbing Board of Louisiana.

## FOR MOBILE HOMES ON PRIVATE PROPERTY

1. Home owner who performs his or her own work must be the property owner and resident of the mobile home.
2. The sewer plant and/or septic tank must be approved and inspected by the Board of Health.
3. The Codes Division will inspect the sewer line from the sewer plant and/or septic tank to the mobile home. The same applies for the water line from the well or city water meter to the underside of the mobile home.
4. Sewer pipe from sewer plant or septic tank to mobile home shall be minimum I.D. 4 inches in size.
5. Pipe shall be installed in a trench with a minimum fall of 1/8 inch per foot.
6. Approved materials for sewer line may be, A.B.S.D.W.V. pipe and fittings A.S.T.M.D-2261-78 P.V.C. sewer pipe, or equal A.S.T.M. 3034.  
**\*\*NOTE\*\***-3034 can be used only when there is no vehicle traffic over the pipe.
7. One 4" clean out is required at the end of the sewer lines where the pipe turns up under the mobile home. Other clean outs required in the same line at each turn greater than 45 degrees and not more than 80 feet apart, from mobile home to septic tank and/or sewer plant.
8. Water pipe from the well and/or city or subdivision system to the mobile home shall be no smaller than ¾ inch in pipe size.
9. The water pipe must be buried at least one foot deep (12 inches) for its entire length.
10. A shut off gate valve must be installed at the well and/or other water source.
11. Approved materials to be used for water pipe may be galvanized pipe, copper, pex or plastic.
12. If plastic pipe is to be used, use P.V.C. Sch 40TYPE D02466-78 and fittings.  
**\*\*NOTE\*\***- metal pipe must be used at each end, to rise from the ground to the well, and at mobile home or wherever it may be exposed to physical damage.
13. Proof of home ownership must be shown at Codes office, with a site plan showing the location of the mobile home, water well and sewer plant or septic tank. A letter from the Board of Health approving the sewer system is also required.
14. No work shall be covered prior to the Codes Division inspection approval.

### **\*\*NOTE\*\***


Materials indicated in above comments are used as a guide and standard reference. Other approved materials can be used in lieu of those listed. Use of other materials is subject to

# Hose Connection Vacuum Breakers

## Series 8

FOR BACKFLOW PREVENTION AS REQUIRED BY PLUMBING CODE CROSS-CONNECTION CONTROL

Hose Supply Outlet that are not subject to continuous pressure



## Drainage Feature To Prevent Freezing

Watts No. 8A, 8B and 8P are standardly equipped to allow sill cocks to be drained. To do this, remove hose coupling and lightly pull knurled tip of stem at outlet of valve to allow drainage of collected water.

**Note:** Do not use No. 8, 8A, 8B or 8P Hose Bibb Vacuum Breakers on frost-free hydrants. Specify No. NF8.



**WHERE THE PIPE FOR THE FAUCET COMES OUT OF THE GROUND, IT MUST BE SECURED TO PREVENT BREAKAGE AS SHOWN ABOVE.**

## EXAMPLES OF VACUUM BREAKERS

Vacuum Breakers will be installed on every garden hose faucet or faucet with hose thread that is connected to a community water system.

TRAILER TRAP AND VENT

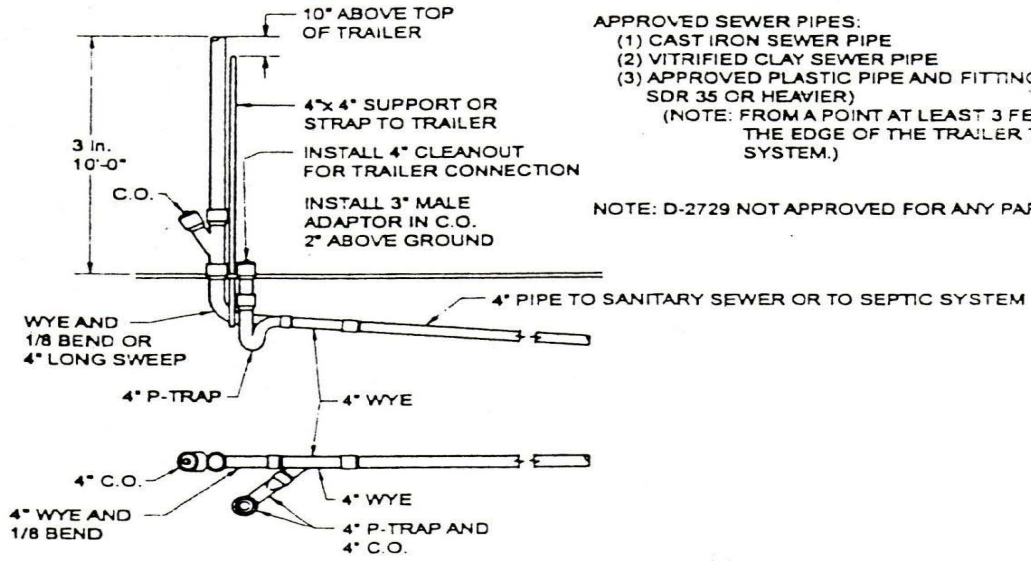
APPROVED MATERIALS FOR TRAP AND VENT

- (1) CAST IRON PIPE AND FITTINGS.
- (2) ABS OR PVC PLASTIC PIPE AND FITTINGS SCH. 40  
(NOTE: DO NOT MIX ABS AND PVC PIPE AND/OR FITTINGS.)

APPROVED SEWER PIPES:

- (1) CAST IRON SEWER PIPE
- (2) VITRIFIED CLAY SEWER PIPE
- (3) APPROVED PLASTIC PIPE AND FITTINGS (MIN. SDR 35 OR HEAVIER)  
(NOTE: FROM A POINT AT LEAST 3 FEET OUTSIDE THE EDGE OF THE TRAILER TO SEWAGE SYSTEM.)

NOTE: D-2729 NOT APPROVED FOR ANY PART OF SYSTEM



**The Lafayette Parish Health Unit will need the following information before a permit for the installation of an individual sewage system is issued on an individual lot.**

1. A copy of a certified plat of the property where the system is to be located.
2. A court recorded copy of the proof of ownership (i.e. cash sale, act of donation, etc.) of the lot on which the sewage system is to be installed.
3. "Acceptance of Plat" with municipal address of the lot where the sewage system is to be installed. Contact the Planning, Zoning, and Codes Department - Development Division at 291-8000.
4. A site plan drawn at the bottom of the work authorization showing the following, if applicable:
  - distances of sewage system from: (property lines, water wells, house).
  - location of sewage system discharge line termination.
  - distance of water well from: (drainage ditches, sewage stubout from house, other water wells, or any other source of contamination).

(Minimum Distance Requirements)

Sewage system from any water well.....	50 ft
Sewage system from property line.....	10 ft
Oxidation pond from any dwelling.....	50 ft
Water well from plumbing stubout.....	30 ft
Water well from any other well.....	25 ft
Water well from drainage canal, ditch, or stream.....	50 ft
Water well from any possible source of contamination.....	50 ft

Minimum Lot Sizes

Applicable Sewage Systems

22,500 square feet <u>With 80 foot frontage</u>	Septic tank & Field lines (pending percolation test approval) Septic tank & oxidation pond Mechanical treatment plant
16,000 sq. ft.-22,449 sq. ft. <u>With 80 foot frontage</u>	Mechanical treatment plant
12,000 sq. ft.-15,999 sq.ft. <u>With 60 foot frontage</u>	Mechanical treatment plant with 50 ft. of modified absorption trench

NOTE: INADEQUATE DRAINAGE MAY REQUIRE EFFULENT REDUCTION AT THE DISCRETION OF THE STATE BOARD OF HEALTH.

If you have any questions contact the Lafayette Parish Health Unit (337) 262-5616-#2.

BOARD OF HEALTH  
HOME OWNER  
FINAL APPROVAL CHECK LIST

CERTIFICATION BY INSTALLER – FILLED OUT BY INSTALLERS AND SIGNED.

ALL SEWAGE TREATMENT PLANTS MUST BE AT LEAST 50 FEET FROM A WATER WELL.

CERTIFICATION BY INSTALLER AND STATE I.D. TAG MUST BE TURNED IN TO BOARD OF HEALTH OFFICE PRIOR TO FINAL APPROVAL.

CALL THE LAFAYETTE PARISH HEALTH UNIT, SANITATION SERVICES AT 262-5616 #2 WHEN THE ABOVE ITEMS HAVE BEEN COMPLETED.

## INSTRUCTIONS FOR OBTAINING LAFAYETTE UTILITIES SYSTEM WATER SERVICE

To initiate service, we require that an application be made at the Lafayette Consolidated Government Customer Service Division and that a plumbing permit be acquired from Planning, Zoning, and Codes Department-**Codes Division**. Customer Service is located at 705 W. University Ave. and the Codes Division is located at the Clifton Chenier Center, 220 West Willow St. Bldg. "B". Business hours are as follows:

Customer Service – 8:00 A.M. to 5:00 P.M. (291-8280 or 291-8853)

Codes Division – 7:00 A.M. to 4:00 P.M. (291-8461)

Procedure for Requesting Service and Obtaining a Plumbing Permit When a Residential Homeowner Performs the Work:

1. A deposit and installation fee is paid for at Customer Service. A residential deposit is \$30.00, the installation fee is \$500.00 and a charge of \$7.50 is added to the first bill to connect your service. The \$500.00 installation fee can be paid out over a ten (10) month period (only applies to residential customers). Rental and commercial property pay the \$500.00 installation fee in advance. When making an application, the customer is required to furnish their municipal address (0000 Street Name). If you presently do not have an established municipal address, this can be obtained from Planning, Zoning and Codes Department-Planning Division (291-8000), 220 West Willow St. Bldg. "B" (Clifton Chenier Center).
2. Apply for a plumbing permit to connect to all water services in Lafayette Parish in the Codes Division. The normal cost of the permit to connect to water is \$30.00. This includes inspection of the customer's water connection. The customer must own and reside in the home where the work is to be performed.
3. The owner must show sufficient knowledge in plumbing work to obtain a permit.

Procedure for Obtaining a Plumbing Permit When a Plumber Performs the Work:

State of Louisiana licensed plumbers. Plumbing work on rental and commercial property must be accomplished by a State of Louisiana licensed plumber.

Application and Installation Sequence:

1. Water service application is made at Customer Service and a plumbing permit is obtained from the Codes Division.
2. The customer stakes out the location where they want the meter box installed. This location must be in an area that is protected and at a final grade.
- \*3. The Lafayette Utilities System Water Distribution Division (291-5741) installs the meter box and the service coupling. The customer will be contacted if the meter box cannot be installed at his preferred location.
4. Contact the Codes Division for a plumbing water inspection when the plumbing work has been completed. When the inspection is approved, the Codes Division inspectors inform Water Distribution to install the water meter and turn on the water

\* Not applicable on projects where the plumbing contractor had installed the meter boxes.



Codes Division can issue any permits. This is a State Law requirement. Contact the Board of Health at (337)-262-5616-#2.

4. You must present your letter of approval for sewage disposal from the Lafayette Parish Health Unit located at 220 West Willow Street-Building A, Lafayette, La. To obtain a home owner permit to connect your mobile home, you must appear in person and present proper identification to the permit clerk at the Codes Division office located at 220 West Willow Street-Building B, Lafayette, La.

You should be prepared to furnish the **address** of the park, the **proper name** of the park and the **lot number** on which your mobile home will be located. You should know how you intend to make the electrical connection and the amperage requirement of your mobile home (this can be found on a fixed metal tag usually by the door of the mobile home).

The cost of your electrical permit is \$40.00 with central air conditioning, payable by cash or check. All checks are to be made payable to Codes Division. **Inspectors are prohibited from collecting permit fees in the field.**

The permit fee for a gas inspection is \$30.00. Home owners are not allowed to purchase gas inspections in mobile home parks.

Be sure that you have your deposit with the appropriate utility company. **CITY OF LAFAYETTE, SLEMCO, ENTERGY, ATMOS, ENTEX GAS.**

Call for the appropriate inspections (337)-291-8461, by giving your **electrical permit number** and **address** to the Codes Division clerk. This will avoid delays in having your mobile home inspection.

The Codes Division office is open Monday through Friday 7:00 A.M. to 4:00 P.M. except on the following holidays:

New Year's Day	Martin Luther King, Jr. Day
Mardi Gras	Good Friday
Memorial Day	4 <sup>th</sup> of July
Labor Day	Thanksgiving Day
Acadian Day, Friday after Thanksgiving	Christmas Eve Afternoon
	Christmas Day

When the inspector makes your inspection, he will either accept or reject the inspection.

There will be a sticker affixed to the panel or meter base showing the reject reasons or an approval.

If the rejection is of a minor nature such as identifying the electric wires or bonding the system, it will be necessary for you to pay a re-inspection fee of \$30.00 at the Codes Division office.

If the inspector finds that the electrical work has **major safety problems**, and it is plainly obvious that the person who did the work is not qualified, you will be instructed to obtain the service of a licensed electrical contractor to correct the work.

After the work is approved, you should call the utility company that serves the power to your mobile home and tell them you are inspected and ready to be energized.

Although we try to perform safety inspections within eight (8) hours from the time a request is made (all requests are recorded), sometimes we are unable to do this because of the great volume of requests coming in at the same time, or the amount of travel involved. Fridays are usually the days when this occurs.

### **!! CAUTION !!**

If you have employed an electrical contractor to do your work, be sure to have a written agreement before they start the work. This agreement should include the cost or charge for doing the work. **It is the contractor's responsibility to obtain the electrical permit,** do the work, call for an inspection and pay for any re-inspection fees if needed. **You should not pay the contractor** for any re-inspection fees. If he made the mistake, he should pay for corrections.

Read the notes on the pictures before you buy your material to do the electrical work. Most materials cannot be returned.

These illustrations are not intended to teach you how to do electrical work. Electricity is **dangerous.** If improperly done it **can and has killed** or **severely burned people** who thought they knew what they were doing. Even though some improperly done electrical work will light the lights, and run the refrigerator, under certain conditions, it will cause a fire without warning.

If your mobile home is more than 2' away from your pole, you are required to bury the electrical conduit no less than 18" from the top of the ground. *The trench shall not be covered until the inspection for the mobile home has been made.*

If your mobile home is less than 2' away from the pole, you can secure the electrical pipe to the underside of your mobile home. (See photo)

The wiring from your panel on the pole to your panel inside the mobile home SHALL BE IN ELECTRICAL CONDUIT. NO EXCEPTIONS. Schedule 40 PVC conduit can be used under the Mobile Home and in the ground. Schedule 80 PVC pipe is required for above ground use. An example where Schedule 80 pipe is required would be from the bottom of the electrical panel on the pole into the ground and where it emerges from the ground under the mobile home. Also if you run the pipe directly to the pole from under the mobile home within the 2 foot requirement. Please call The office and talk to an inspector if you are not sure of this requirement. The use of more than 4 90 Degree elbows without a junction box, LB, or other approved pull point is a violation of the National Electrical Code.

Please read the tag on the outside of your mobile home. This tag tells you that your mobile home is a 4-wire set up. It also tells you what amperage your home is. This is very important to you. If you have any questions, please call the office and ask to speak to an inspector.

#### **NOTE:**

Do not place your power pole or mobile home on the lot in a way that will require the utility lines to go over the top of the mobile home-the mobile home cannot have any power lines over the top of the home, unless they are eight (8) feet above the roof when the mobile home is blocked.

*The Codes Division inspects your work according to adopted rules and regulations of the Lafayette Consolidated Government and national standards. You need to check with your power company for any rules and regulations they have for you to follow. The Codes Division will not be held accountable for any utility company's rules or regulations.*

Please remember, these requirements are for the life safety protection of you and your family.

Your cooperation in following these rules will help us make sure that you are safe, and are in compliance with all City, Parish, State and Federal rules and regulations.

THANK YOU

LAFAYETTE CONSOLIDATED GOVERNMENT  
CODES DIVISION

**MOBILE HOME  
PERMIT FEE SCHEDULE**

**ELECTRICAL PERMITS**

1. Mobile home with central a/c.....\$40.00
2. Power pole only inspections.....\$30.00

**PLUMBING PERMITS**

1. Water well or municipal water connection.....\$30.00
2. Sewer plant or municipal sewer connection.....\$30.00
3. Gas test.....\$30.00

**AIR CONDITIONING PERMITS  
CENTRAL A/C ONLY**

1. New or replacement or relocated..... \$30.00

*Typical overhead service*

*insulated service knob  
on top of pole*


*3-2/0 copper wires  
in 2" pvc pipe*

*Treated 4" x 6" x 20 foot pole  
Check with utility company*


*Pipe secured to pole  
as shown*

*When installing piping to  
mobile home as shown,  
pole cannot be more than  
2' away from mobile home*

*5/8" x 8 foot copper  
ground rod*



*Pvc pipe secured to the frame  
of the mobile home  
required by code*



*200 amp main breaker*

*20 amp breaker for  
sewage system*

*100 amp breaker for  
mobile home.*

*3-#2 copper wires and  
1-#6 copper ground wire  
in same conduit pipe to  
mobile home*

