



LAFAYETTE, LOUISIANA



2013

Comprehensive Annual Financial Report

*For the year ended
October 31, 2013*



Lafayette
CONSOLIDATED GOVERNMENT

A YEAR FOR OPTIMISM

COMPREHENSIVE ANNUAL FINANCIAL REPORT



Lafayette

Innovation with an accent.

Lafayette City-Parish Consolidated Government
Lafayette, Louisiana

For the Fiscal Year Ended
October 31, 2013

Prepared by: Office of Finance & Management
Lorrie R. Toups, CPA, Chief Financial Officer

Cover Page Courtesy of IND MEDIA

LAFAYETTE CITY-PARISH CONSOLIDATED GOVERNMENT

Lafayette, Louisiana

Comprehensive Annual Financial Report For the Fiscal Year Ended October 31, 2013

TABLE OF CONTENTS

	<u>Page(s)</u>
Table of Contents.....	i-iv
I. Introductory Section	
Letter of Transmittal.....	v-x
Principal Officials.....	xi
Organizational Charts.....	xii-xiii
II. Financial Section	
Independent Auditors' Report.....	1-3
Management's Discussion and Analysis.....	4-14
Basic Financial Statements	
Government-Wide Financial Statements	
Statement of Net Position.....	15
Statement of Activities.....	16
Fund Financial Statements	
Governmental Funds:	
Balance Sheet—Governmental Funds.....	17
Reconciliation of the Governmental Funds Balance Sheet to the Statement of Net Position.....	18
Statement of Revenues, Expenditures, and Changes in Fund Balances - Governmental Funds.....	19
Reconciliation of the Statement of Revenues, Expenditures, and Changes in Fund Balances of Governmental Funds to the Statement of Activities.....	20
Proprietary Funds:	
Statement of Net Position.....	22-23
Reconciliation of the Proprietary Funds Statement of Net Position to the Statement of Net Position.....	24
Statement of Revenues, Expenses, and Changes in Statement of Fund Net Position.....	25
Reconciliation of the Statement of Revenues, Expenses, and Changes in Fund Net Position of Proprietary Funds to the Statement of Activities.....	26
Statement of Cash Flows.....	27-28
Fiduciary Funds:	
Statement of Fiduciary Net Position.....	29
Statement of Changes in Fiduciary Net Position.....	30
Discretely Presented Component Units:	
Combining Statement of Net Position.....	32-33
Combining Statement of Activities.....	34-35

LAFAYETTE CITY-PARISH CONSOLIDATED GOVERNMENT

Lafayette, Louisiana

Comprehensive Annual Financial Report

For the Fiscal Year Ended October 31, 2013

TABLE OF CONTENTS

	<u>Page(s)</u>
Notes to Financial Statements	36-86
Required Supplementary Information	
Combined Budgetary Comparison Schedule – General Funds.....	87
Schedule of Funding Progress	88
Other Supplementary Information	
General Funds:	
Combining Balance Sheet	89
Combining Statement of Revenues, Expenditures, and Changes in Fund Balances.....	90
Budgetary Comparison Schedule – City of Lafayette.....	91
Budgetary Comparison Schedule – Detail of Expenditures: City of Lafayette.....	92-103
Budgetary Comparison Schedules – Lafayette Parish.....	104
Budgetary Comparison Schedule – Detail of Expenditures: Lafayette Parish.....	105-108
Nonmajor Governmental Funds:	
Combining Balance Sheet	109
Combining Statement of Revenues, Expenditures, and Changes in Fund Balances.....	110
Special Revenue Funds - Combining Balance Sheet.....	116-123
Combining Statement of Revenues, Expenditures, and Changes in Fund Balances.....	124-131
Debt Service Funds Combining Balance Sheet.....	134-135
Combining Statement of Revenues, Expenditures, and Changes in Fund Balances.....	136-137
Capital Projects Funds: Combining Balance Sheet.....	140-143
Combining Statement of Revenues, Expenditures, and Changes in Fund Balances.....	144-147
Schedule of Expenditures Compared to Capital Budget - 1997A Sales Tax Bond Construction Fund.....	148
1997B Sales Tax Bond Construction Fund.....	149
1999B Sales Tax Bond Construction Fund.....	150

LAFAYETTE CITY-PARISH CONSOLIDATED GOVERNMENT

Lafayette, Louisiana

Comprehensive Annual Financial Report

For the Fiscal Year Ended October 31, 2013

TABLE OF CONTENTS

	<u>Page(s)</u>
2000A Sales Tax Bond Construction Fund.....	151
2000B Sales Tax Bond Construction Fund.....	152
2005B Sales Tax Bond Construction Fund.....	153
2007A Sales Tax Bond Construction Fund.....	154
2007B Sales Tax Bond Construction Fund.....	155
2009A Sales Tax Bond Construction Fund.....	156
2009B Sales Tax Bond Construction Fund.....	157
2011 Sales Tax Bond Construction Fund.....	158
2013 Sales Tax Bond Construction Fund.....	159
1999 Certificates of Indebtedness Fund.....	160
Parish Library General Obligation Bonds Fund.....	161
2001 Parish General Obligation Bonds Fund.....	162
2003 Parish General Obligation Bonds Fund.....	163
2005 Parish General Obligation Bonds Fund.....	164
2009 Parish General Obligation Bonds Fund.....	165
Nonmajor Enterprise Funds:	
Combining Statement of Net Position.....	168
Combining Statement of Revenues, Expenses, and Changes in Fund Net Position.....	169
Combining Statement of Cash Flows.....	170
Internal Service Funds:	
Combining Statement of Net Position.....	172
Combining Statement of Revenues, Expenses, and Changes in Fund Net Position.....	173
Combining Statement of Cash Flows.....	174
Component Units:	
Criminal Court Fund - Balance Sheet – Governmental Fund.....	176
Reconciliation of the Governmental Fund Balance Sheet to the Statement of Net Position.....	177
Budgetary Comparison Schedule.....	178
Reconciliation of the Statement of Revenues, Expenditures, and Changes in Fund Balance of the Governmental Funds to the Statement of Activities.....	179
Statement of Revenues, Expenses, and Changes in Fund Net Position – Utilities System Fund.....	181

III. Statistical Section (Unaudited)

	<u>Table</u>
General Governmental Revenues by Source.....	182-183 I
General Governmental Expenditures by Function.....	184-185 II

LAFAYETTE CITY-PARISH CONSOLIDATED GOVERNMENT

Lafayette, Louisiana

Comprehensive Annual Financial Report

For the Fiscal Year Ended October 31, 2013

TABLE OF CONTENTS

	Page(s)	Table
Net Position by Component, Last Ten Fiscal Years.....	186-187	III
Changes in Net Position, Last Ten Fiscal Years.....	188-191	IV
Fund Balance, Governmental Funds.....	192-193	V
Changes in Fund Balances of Governmental Funds.....	194-195	VI
General Governmental Tax Revenues by Source.....	196-197	VII
Assessed and Estimated Actual/Real Value of Taxable Property.....	198-199	VIII
Direct and Overlapping Property Tax Rates	200	IX
Parish Property Tax Rates.....	201	X
Gross Sales Tax Revenue.....	203	XI
Principal Taxpayers-Lafayette Parish.....	204	XII
Property Tax Levies and Collections.....	205	XIII
Summary of Ad Valorem Tax Assessments and Collections		
City of Lafayette & Lafayette Parish.....	206-207	XIV
Calculation of Legal General Obligation Debt Margin.....	208	XV
Outstanding Debt by Type.....	209	XVI
Ratio of Net General Obligation Debt to Assessed Value and		
Net General Obligation Debt per Capita.....	210	XVII
Computation of Direct and Overlapping Debt.....	211	XVIII
Ratio of Sales Taxes Debt Coverage.....	212	XIX
Ratio of Annual Debt Service Expenditures for General Bonded		
Debt to Total General Expenditures.....	213	XX
Revenue Bond Coverage-Electric, Water, and Sewer Bonds.....	214	XXI
Demographic Statistics.....	215	XXII
Property Value and Construction.....	217	XXIII
Principal Employers.....	218	XXIV
Special Assessment Billings & Collections.....	219	XXV
Budgeted Position Employees	220-221	XXVI
Miscellaneous Statistics.....	222	XXVII

IV. Single Audit Section

Independent Auditors' Report on Internal Control Over Financial Reporting and on Compliance and Other Matters Based on an Audit of Financial Statements Performed in Accordance with <i>Government Auditing Standards</i>	223-224
Independent Auditors' Report on Compliance for Each Major Program and on Internal Control Over Compliance Required by OMB Circular A-133.....	225-227
Schedule of Expenditures of Federal Awards.....	229-232
Notes to Schedule of Expenditures of Federal Awards.....	233
Schedule of Findings and Questioned Costs.....	234-237
Summary Schedule of Current and Prior Year Audit Findings and Corrective Action Plan.....	238-243

Introductory Section

April 23, 2014

City-Parish President Joey Durel
Members of the Council
Citizens of Lafayette Parish, Louisiana

Dear City-Parish President and Members of the Council:

Pursuant to Louisiana State Statutes and The Home Rule Charter, I am pleased to submit the Comprehensive Annual Financial Report (CAFR) for Lafayette Consolidated Government for the fiscal year ended October 31, 2013. The Home Rule Charter requires that the Council provide an annual independent post fiscal year audit, and such additional audits as it deems necessary, of the accounts and other evidence of financial transactions of the City-Parish Government including those of all City-Parish Government departments, offices, or agencies. The Council shall designate a private auditor to make such audits.

The Accounting Division of the City-Parish Office of Finance and Management prepared this report in accordance with Generally Accepted Accounting Principles (GAAP). We believe the data, as presented, is accurate in all material respects; that it is presented in a manner designed to set forth fairly the financial position and results of operations of the City-Parish as measured by the financial activities of its various funds and the entity-wide presentation and that disclosures necessary to enable readers to gain an understanding of City-Parish financial affairs have been included. Responsibility for the accuracy of the presented data and the completeness and fairness of the presentation, including all disclosures, rests with the local government.

Lafayette Consolidated Government's financial statements have been audited by Kolder, Champagne, Slaven & Company, LLC, a firm of licensed, independent, certified public accountants designated by the Council. The goal of the independent audit was to provide reasonable assurance that the financial statements are free of material misstatement. The independent audit involved examining, on a test basis, the evidence supporting the amounts and the disclosures in the financial statements; assessing the accounting principles used and significant estimates made by management; and evaluating the overall financial statement presentation. The independent auditors concluded, based upon the audit, that there was a reasonable basis for rendering an unmodified opinion that the Lafayette Consolidated Government's financial statements for the fiscal year ended October 31, 2013, are fairly presented in conformity with GAAP. The independent auditor's report is presented as the first document of the financial section of this report.

Lafayette Consolidated Government (LCG) is required to undergo an annual single audit in conformance with the provisions of the Single Audit Act and the U.S. Office of Management and Budget's Circular A-133, Audits of States, Local Governments, and Non-Profit Organizations. Information related to this single audit including the Schedule of Expenditures of Federal Awards, findings and recommendations, and the independent auditors' reports on the internal control structure and compliance with applicable laws and regulations is presented immediately following the Statistical Section of this report.

Management's discussion and analysis (MD&A) immediately follows the independent auditor's report and provides a narrative introduction, overview, and analysis of the basic financial statements. This letter of transmittal is designed to complement the MD&A and should be read in conjunction with it.

Profile of the Government

The City of Lafayette, Louisiana is the parish seat of the Parish of Lafayette. The 2012 estimated population of the city is 123,973 and the parish is 226,110. The region was settled in 1763 by exiled Acadians from Nova Scotia (commonly called Cajuns). The Parish was created on January 17, 1823 and covers a total of 277 square miles. The City of Lafayette was originally founded as Vermilionville in 1821 and later renamed Lafayette in 1884. The City was incorporated in 1914. The Parish is located in the heart of Acadiana, an eight (8) parish area in the center of southern Louisiana between New Orleans and Houston. French, Creole, and Acadian culture, handwork and traditions are very much in evidence in and around the region and both French and English languages are still spoken. An estimated 14.37% of the parish population speaks both French and English.

The Governing Authority of LCG is the Lafayette City-Parish Consolidated Council, consisting of nine (9) members elected from nine (9) single member districts. The LCG chief executive is the City-Parish President. LCG's governance structure is by The Home-Rule Charter which, in its current form, was voted on by the citizenry in 1992. Although the governments were consolidated in 1996, The Home-Rule Charter states that "The City of Lafayette shall continue to exist as a legal entity"... and "shall exercise all powers granted by general state law and the state constitution for municipalities of the same population class." Tax rates vary between the various municipalities and the unincorporated areas; therefore, after consolidating administration and operations of the two governments, LCG continued to maintain separate accounts for the City of Lafayette and Parish funds.

Lafayette Consolidated Government provides a wide range of services including public safety, highways and streets, sanitation, airports, transportation, recreational activities, general administration functions and others. It also provides fiber optic networking services through LUS Fiber. Also, Lafayette Utilities Service provides electric, water, and sewer services.

Mission Statement

The mission of Lafayette Consolidated Government is to enhance the quality of life of our community by providing high-quality; cost-effective services that meet the needs and expectations of the public.

Accomplishments

In March 2013, the Lafayette Police Department received national accreditation from the Commission on Accreditation for Law Enforcement Agencies, Inc. (CALEA). With such a prestigious national award, the Police Department has demonstrated to the CALEA Commission that it complies with 480 nationally recognized professional law enforcement standards and procedures which, in turn, ensures that LCG provides quality and professional police services to all of its citizens.

During fiscal year 2013, Lafayette Consolidated Government opened its first public Compressed Natural Gas (CNG) fueling station. It has 49 CNG fleet vehicles and 7 CNG public buses in operation with another 12 CNG buses purchased for future operation.

Lafayette Consolidated Government's Department of Community Development administers U.S. Department of Housing and Urban Development (HUD) grants in Lafayette. Administration of HUD programs remains a major function of the department, with a focus on affordable housing. In 2013, a total of 57 loans were made to first time homebuyers in Lafayette Parish and thirty-five families were able to avoid foreclosure. There were 19 families that were able to overcome credit and economic barriers to achieve homeownership.

Commercial development continued at a healthy pace with notable projects including La Madeline French Café, Cavender's Boot City, Whole Foods, Five Guys Burgers, Holiday Inn, Lafayette General Medical Center, and a new Rouses Grocery.

Budgetary Control

The fiscal year for Lafayette Consolidated Government is November 1 through October 31. The Home Rule Charter requires that at least ninety days prior to the beginning of each fiscal year, an operating budget and capital improvement budget be submitted to the Council. The Council then publishes a public hearing notice at least ten days prior to the date the budget is presented to the public for a formal public hearing. The notice is required to include a general summary of the proposed budget, the times and places where copies of the budget are available for public inspection, and the location, date, and time of the hearing.

The annual budget serves as a policy document, a financial plan, an operations guide, and a communications device for the consolidated government. It is the foundation for LCG's allocation of resources toward service delivery plans for the coming fiscal year. The budget is reported using the current financial resources measurement focus and a cash basis. In a cash basis budget, appropriations define the cash limits that cannot be exceeded. No reference is given to when revenues are earned or expenses are incurred, only when these items are received or paid. Non-cash items such as depreciation and amortization are not budgeted.

Conversely, the government-wide proprietary and fiduciary fund financial statements are reported using the economic resources measurement focus and the modified accrual basis of accounting. Revenues are recorded when earned and expenses are recorded when a liability is incurred, regardless of the timing of related cash flows. Nonexchange transactions, in which the government gives (or receives) value without directly receiving (or giving) equal value in exchange, include property taxes, grants, and entitlements. On an accrual basis, property taxes are recognized in the year for which the taxes are levied. Revenue from grants, entitlements, and donations are recognized in the fiscal year in which all eligibility requirements have been satisfied.

Local Economy

The business base of the parish includes energy services, manufacturing, health care, transportation and distribution, education, information technology, finance, tourism, and other service-related industries. Based on data from the Bureau of Labor Statistics, Lafayette was listed as the third best mid-sized MSA for manufacturing employment leaders in the United States. The population in Lafayette's trade market is over 500,000 with over a million tourists visiting the area each year. More than twenty percent of the dollars spent in the parish come from visitors outside the parish borders.

Sales taxes make up one of the largest parts of local revenues and are usually restricted (dedicated) to specific uses by the voters. Currently residents are charged a total of 8% sales tax. Lafayette Consolidated Government has a 2% general sales and use tax for the City of Lafayette and a 1% general sales and use tax for the Parish Government.

Proceeds of the 1961 1% general sales and use tax levied by the City of Lafayette are dedicated to capital improvements such as street improvements, building construction, drainage, and any other work of permanent public improvement. Proceeds of the 1985 1% general sales and use tax levied by the City of Lafayette are dedicated to capital improvements for streets and drainage. Both the 1961 and 1985 general sales and use taxes are dedicated to supplementing the revenues of the general fund after providing the debt service on outstanding bonds, provided that such an amount cannot exceed 35% of the annual sales tax revenues.

Lafayette Parish is authorized by the voters of the parish to levy and collect one percent (1%) general sales and use tax on a parish-wide basis except for territory located within the boundaries of any incorporated municipality situated within the Parish. The net proceeds of the sales tax will be deposited in the General Fund of the Parish for general expenditures.

Between 2012 and 2013 the total in sales tax revenues increased by \$3,145,240. Gains made in sales tax revenues in 2012 and 2013 were mainly due to an increased population and continued commercial development. The five (5) year trend for sales tax has been as follows:

Year	City-1961	City-1985	Parish	TIF MM101	TIF MM103	Total
2009	\$36,415,884	\$31,407,442	\$5,937,472	\$114,886	\$509,509	\$74,385,193
2010	\$36,745,810	\$31,067,607	\$4,965,905	\$240,483	\$555,803	\$73,575,608
2011	\$38,183,697	\$32,509,069	\$5,587,584	\$175,324	\$805,735	\$77,261,409
2012	\$40,814,786	\$34,659,644	\$6,101,929		\$1,117,970	\$82,694,329
2013	\$42,304,925	\$36,014,309	\$6,363,562		\$1,156,773	\$85,839,569

For further information regarding sales taxes, please refer to our statistical section that immediately follows the financial section.

Forbes Magazine lists Lafayette as one of the top 200 cities in its list of best places for business and careers. The parish was 12th in the nation in 2012 with respect to job growth noting a 3.2% increase with an annual projected job growth of 1.3%. The estimated household income is \$50,848 with a median home price of \$137,400. The overall cost of living is 2.3% below the national average. The unemployment rate in December 2013 was 3.2%, significantly below the national average of 7.0%.

Major initiatives

Lafayette's Comprehensive Plan is a parish-wide initiative to develop a vision and action plan for Lafayette for the next 20 years. The plan will coordinate many aspects of the community including land use, transportation, public utilities, and environmental and historic resources. The development process of Lafayette's Comprehensive Plan continued in 2013 with the Community Forum Series 3 held on May 14-15. The Forum was well attended with about 900 residents attending two (2) open houses. Also in 2013, Lafayette's Comprehensive Plan gained a new name: Plan Lafayette. In 2014, Plan Lafayette is expected to be unveiled and work will begin to write a Unified Development Code to support and help implement the plan.

After three (3) years of collaborative effort between LCG, the University of Louisiana at Lafayette, and the Community Foundation of Acadiana, LCG purchased a 100-acre green space known as the “Horse Farm” located in the middle of the City of Lafayette. With funding provided by a nonprofit organization and private donations, the Horse Farm will be turned into a world-class city park and community destination. The property will retain many of its existing natural qualities, enhanced by features like walking trails, bike paths, and green space for relaxation. Enhancements to the property began during the latter part of fiscal year 2013 and will continue over the next several years.

LUS Fiber is the area’s only 100% community owned fiber optic network offering telephone, cable, and internet services to the home and local businesses. As a start-up company serving its first customer in 2009, it has made significant financial strides in a short amount of time by becoming cash positive in fiscal year 2013 and projecting sufficient revenues by fiscal year 2016 to cover its operating costs as well as depreciation and amortization.

Relevant financial policies

The fund structure for Lafayette Consolidated Government is especially complex. City and Parish funds are accounted for separately due to the source of revenue and authority granted by the voters of both the City and the Parish. There are two (2) general funds, one for the City and one for the Parish. Combined, there are over fifty general governmental funds (special revenue, debt service, and capital project), five internal service funds, and three business type funds.

Long-term financial planning

The City Of Lafayette, through the Lafayette Public Power Authority (LPPA), acquired a 50 percent ownership interest in the fossil fuel steam electric generating unit known as Rodemacher Unit 2 (“Unit 2”). The output of Unit 2 is sold by LPPA to the City in accordance with a long-term power sales contract, whereby LPPA agreed to sell and the City agreed to purchase LPPA’s share of the power and energy produced by Unit 2. The contract expires August 31, 2047. Payments under the contract are specified to be sufficient to pay all costs of LPPA in connection with Unit 2, including LPPA’s share of operation and maintenance of Unit 2, debt service requirements, and all other financial obligations of LPPA’s share of Unit 2. These obligations are payable as an operating expense of the Utilities System fund and payable solely from the revenues of the Utility System. Expenses related to fuel, purchased power and associated cost are recovered through a fuel charge established by the director of the Utilities System. The payments to LPPA are required to be made whether or not Unit 2 is operating or inoperable.

Acknowledgements

The preparation of this report on a timely basis could not have been accomplished without the dedicated services of a highly trained and qualified staff. I also would like to acknowledge the thorough, professional, and timely manner in which the audit was conducted by our independent auditors; Kolder, Champagne, Slaven & Company, LLC.

In addition, we express our appreciation to the City-Parish President Mr. Joey Durel and the Members of the Council for their interest and support in planning and conducting the financial affairs of the City-Parish in a responsible and progressive manner during their terms in office.

Respectfully Submitted,

A handwritten signature in black ink that reads "Lorrie R. Toups". The signature is written in a cursive, flowing style with a large initial 'L'.

Lorrie R. Toups, CPA
Chief Financial Officer
Finance & Management

Lafayette City-Parish Consolidated Government

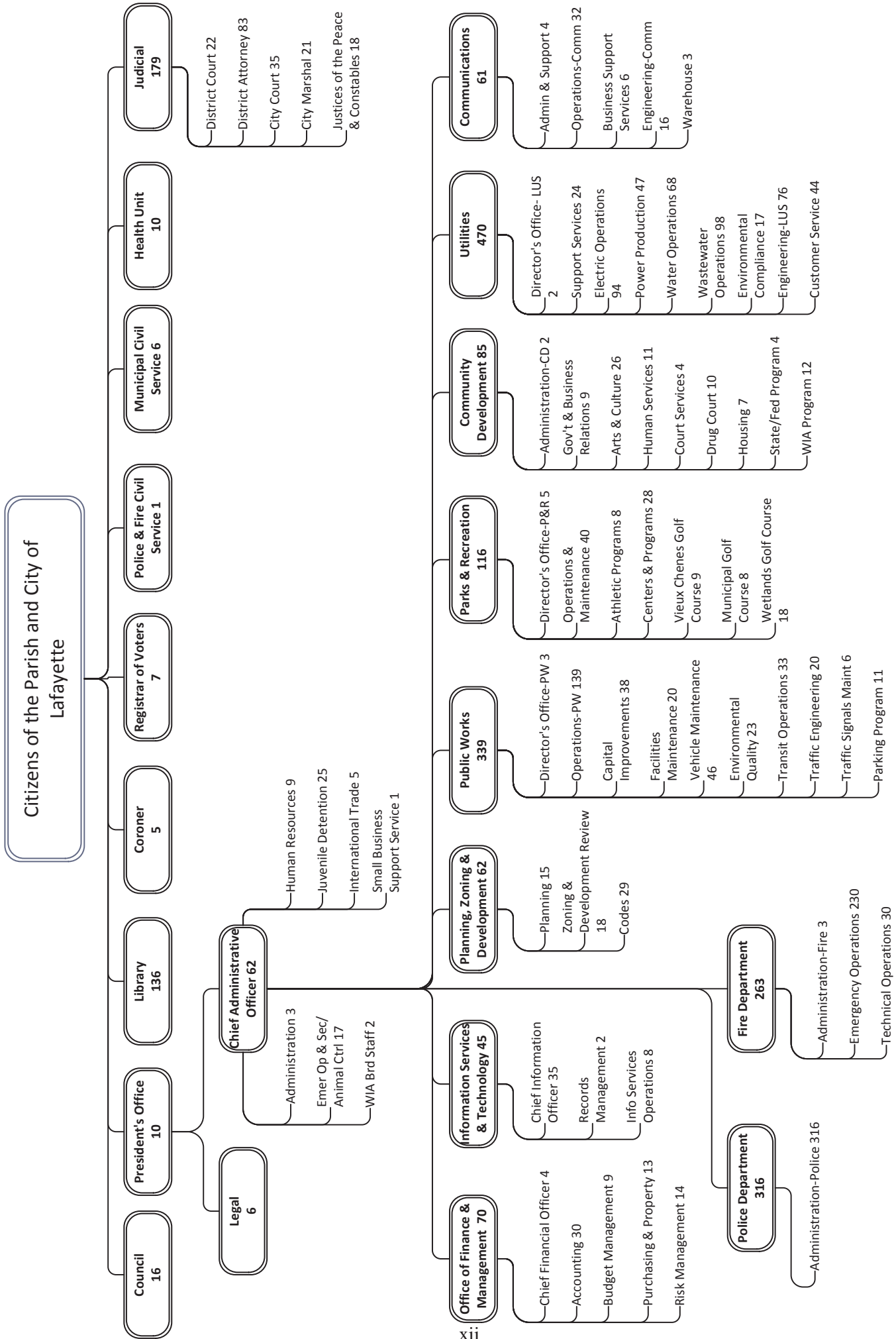
Principal Officials

Joey Durel
City-Parish President

Dee Stanley
Chief Administrative Officer

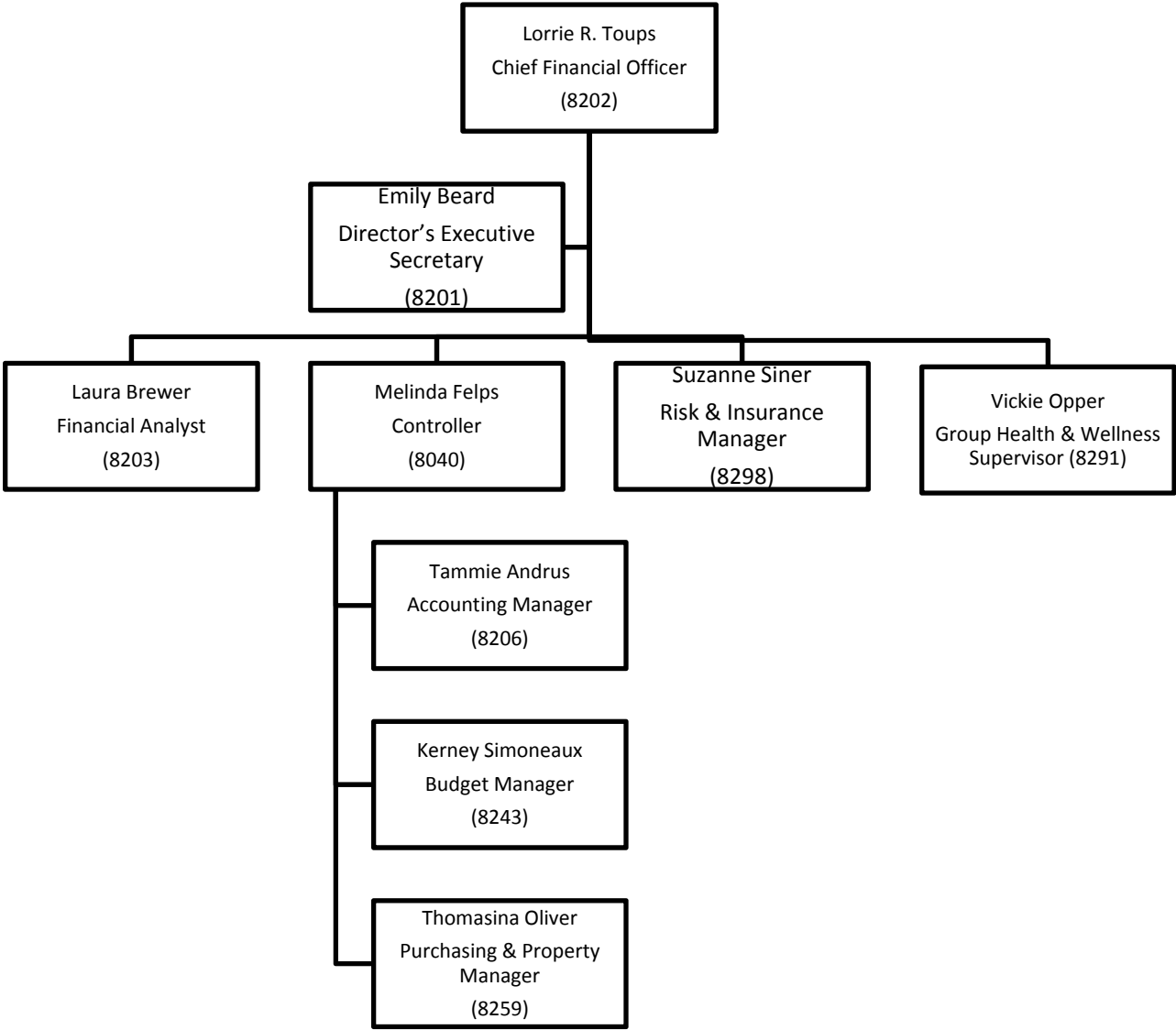
Members of City-Parish Council

Kevin Naquin	District 1
Jay Castile	District 2
Brandon Shelvin	District 3
Kenneth P. Boudreaux	District 4
Jared Bellard	District 5
Andy Naquin	District 6
Donald L. Bertrand	District 7
Keith Patin	District 8
Willian G. Theriot	District 9



Lafayette City-Parish Consolidated Government

Office of Finance and Management



Financial Section

KOLDER, CHAMPAGNE, SLAVEN & COMPANY, LLC

CERTIFIED PUBLIC ACCOUNTANTS

OFFICES

C. Burton Kolder, CPA*
Russell F. Champagne, CPA*
Victor R. Slaven, CPA*
Gerald A. Thibodeaux, Jr., CPA*
Robert S. Carter, CPA*
Arthur R. Mixon, CPA*
Penny Angelle Scruggins, CPA
Christine C. Doucet, CPA
Wanda F. Arcement, CPA, CVA

Stephen J. Anderson, CPA
Cheryl L. Bartley, CPA
Bryan K. Joubert, CPA
Matthew E. Margaglio, CPA
Allen J. LaBry, CPA
Albert R. Leger, CPA,PFS,CSA*
Marshall W. Guidry, CPA
Stephen R. Moore, Jr., CPA,PFS,CFP®,ChFC®
James R. Roy, CPA
Robert J. Metz, CPA
Alan M. Taylor, CPA
Kelly M. Doucet, CPA
Mandy B. Self, CPA
Paul L. Delcambre, Jr., CPA
Kristin B. Dauzat, CPA
Jane R. Hebert, CPA
W. Jeffrey Lowry, CPA
Brad E. Kolder, CPA, JD
Casey L. Ardoin, CPA
Deidre L. Stock, CPA
Karen V. Fontenot, CPA

* A Professional Accounting Corporation

183 South Beadle Rd.
Lafayette, LA 70508
Phone (337) 232-4141
Fax (337) 232-8660

450 East Main Street
New Iberia, LA 70560
Phone (337) 367-9204
Fax (337) 367-9208

113 East Bridge St.
Breaux Bridge, LA 70517
Phone (337) 332-4020
Fax (337) 332-2867

200 South Main Street
Abbeville, LA 70510
Phone (337) 893-7944
Fax (337) 893-7946

1234 David Dr. Ste 203
Morgan City, LA 70380
Phone (985) 384-2020
Fax (985) 384-3020

1013 Main Street
Franklin, LA 70538
Phone (337) 828-0272
Fax (337) 828-0290

434 East Main Street
Ville Platte, LA 70586
Phone (337) 363-2792
Fax (337) 363-3049

133 East Waddil St.
Marksville LA 71351
Phone (318) 253-9252
Fax (318) 253-8681

332 West Sixth Avenue
Oberlin, LA 70655
Phone (337) 639-4737
Fax (337) 639-4568

1428 Metro Drive
Alexandria, LA 71301
Phone (318) 442-4421
Fax (318) 442-9833

WEB SITE
WWW.KCSRCPAS.COM

Retired:
Conrad O. Chapman, CPA* 2008

INDEPENDENT AUDITORS' REPORT

To the Lafayette City-Parish
Council of Lafayette, Louisiana

Report on the Financial Statements

We have audited the accompanying financial statements of the governmental activities, the business-type activities, the aggregate discretely presented component units, each major fund, and the aggregate remaining fund information of the Lafayette City-Parish Consolidated Government (the Government), as of and for the year ended October 31, 2013, and the related notes to the financial statements, which collectively comprise the Government's basic financial statements, as listed in the table of contents. We did not audit the financial statements of Cajundome Commission, City Court of Lafayette, Marshal-City Court of Lafayette, Lafayette Regional Airport, Lafayette Parish Waterworks District North, Lafayette Parish Waterworks District South, District Attorney of the 15th Judicial District, Lafayette Parish Bayou Vermilion District, and Lafayette Parish Communication District, component units, which represent 76.63% and 84.79%, respectively, of the assets and program and general revenues of the aggregate discretely presented component units. Those financial statements were audited by other auditors whose reports thereon have been furnished to us, and our opinion, insofar as it relates to the amounts included for Cajundome Commission, City Court of Lafayette, Marshal-City Court of Lafayette, Lafayette Regional Airport, Lafayette Parish Waterworks District North, Lafayette Parish Waterworks District South, District Attorney of the 15th Judicial District, Lafayette Parish Bayou Vermilion District, and Lafayette Parish Communication District is based on the reports of other auditors.

Management's Responsibility for the Financial Statements

Management is responsible for the preparation and fair presentation of these financial statements in accordance with accounting principles generally accepted in the United States of America; this includes the design, implementation, and maintenance of internal control relevant to the preparation and fair presentation of financial statements that are free from material misstatement, whether due to fraud or error.

Auditors' Responsibility

Our responsibility is to express opinions on these financial statements based on our audit. We conducted our audit in accordance with auditing standards generally accepted in the United States of America and the standards applicable to financial audits contained in *Government Auditing Standards*, issued by the Comptroller General of the United States. Those standards require that we plan and perform the audit to obtain reasonable assurance about whether the financial statements are free of material misstatement.

An audit involves performing procedures to obtain audit evidence about the amounts and disclosures in the financial statements. The procedures selected depend on the auditor's judgment, including the assessment of the risks of material misstatement of the financial statements, whether due to fraud or error. In making those risk assessments, the auditor considers internal control relevant to the entity's preparation and fair presentation of the financial statements in order to design audit procedures that are appropriate in the circumstances, but not for the purpose of expressing an opinion on the effectiveness of the entity's internal control. Accordingly, we express no such opinion. An audit also includes evaluating the appropriateness of accounting policies used and the reasonableness of significant accounting estimates made by management, as well as evaluating the overall presentation of the financial statements.

We believe that the audit evidence we have obtained and the audit evidence obtained by other auditors is sufficient and appropriate to provide a basis for our audit opinions.

Opinions

In our opinion, based on our audit and the reports of other auditors, the financial statements referred to above present fairly, in all material respects, the respective financial position of the governmental activities, the business-type activities, the aggregate discretely presented component units, each major fund, and the aggregate remaining fund information of the Government, as of October 31, 2013, and the respective changes in financial position and, where applicable, cash flows thereof for the year then ended in accordance with accounting principles generally accepted in the United States of America.

Emphasis of Matter

As discussed in Note 30 to the basic financial statements, the Government had prior period adjustments. Our opinion is not modified with respect to this matter.

Other Matters

Required Supplementary Information

Accounting principles generally accepted in the United States of America require that the Management's Discussion and Analysis, budgetary comparison schedule, and schedule of funding progress on pages 4 through 14, 87, and 88, respectively, be presented to supplement the basic financial statements. Such information, although not a part of the basic financial statements, is required by the Governmental Accounting Standards Board, who considers it to be an essential part of financial reporting for placing the basic financial statements in an appropriate operational, economic, or historical context. We have applied certain limited procedures to the required supplementary information in accordance with auditing standards generally accepted in the United States of America, which consisted of inquiries of management about the methods of preparing the information and comparing the information for consistency with management's responses to our inquiries, the basic financial statements, and other knowledge we obtained during our audit of the basic financial statements. We do not express an opinion or provide any assurance on the information because the limited procedures do not provide us with sufficient evidence to express an opinion or provide any assurance.

Other Information

Our audit was conducted for the purpose of forming opinions on the financial statements that collectively comprise the Government's basic financial statements. The introductory section, governmental funds, nonmajor enterprise funds and internal service funds combining statements, budgetary comparison schedules, schedules of expenditures compared to capital budget, Criminal Court Fund statements and schedules, Utility System Fund statement, and statistical section, are presented for purposes of additional analysis and are not a required part of the financial statements. The schedule of expenditures of federal awards is presented for purposes of additional analysis as required by U.S. Office of Management and Budget Circular A-133, *Audits of States, Local Governments, and Non-Profit Organizations*, and is also not a required part of the basic financial statements.

The governmental funds, nonmajor enterprise funds, and internal service funds combining statements, Criminal Court Fund statements, Utility System Fund statement, and the schedule of expenditures of federal awards are the responsibility of management and were derived from and relate directly to the underlying accounting and other records used to prepare the financial statements. Such information has been subjected to the auditing procedures applied by us and other auditors in the audit of the financial statements and certain additional procedures, including comparing and reconciling such information directly to the underlying accounting records used to prepare the basic financial statements or to the basic financial statements themselves, and other additional procedures in accordance with auditing standards generally accepted in the United States of America. In our opinion and the opinion of other auditors, the governmental funds, nonmajor enterprise funds, and internal service funds combining statements, Criminal Court Fund statements and schedules, Utility System Fund statement, and the schedule of expenditures of federal awards are fairly stated in all material respects in relation to the basic financial statements as a whole.

The introductory section, budgetary comparison schedules, schedules of expenditures compared to capital budget, and statistical sections have not been subjected to the auditing procedures applied in the audit of the basic financial statements and, accordingly, we do not express an opinion or provide any assurance on them. The prior year comparative information on the governmental funds, nonmajor enterprise funds, and internal service funds combining statements, budgetary comparison schedules, schedules of expenditures compared to capital budget, and Criminal Court Fund statements has been derived from the Government's 2012 financial statements, which was subjected to the auditing procedures applied in the audit of the basic financial statements and, in our opinion, was fairly presented in all material respects in relation to the financial statements as a whole.

Other Reporting Required by *Government Auditing Standards*

In accordance with *Government Auditing Standards*, we have also issued our report dated April 21, 2014, on our consideration of the Government's internal control over financial reporting and on our tests of its compliance with certain provisions of laws, regulations, contracts, and grant agreements and other matters. The purpose of that report is to describe the scope of our testing of internal control over financial reporting and compliance and the results of that testing and not to provide an opinion on the internal control over financial reporting or on compliance. That report is an integral part of an audit performed in accordance with *Government Auditing Standards* in considering the Government's internal control over financial reporting and compliance.

Kolder, Champagne, Slaven & Company, LLC
Certified Public Accountants

Lafayette, Louisiana
April 21, 2014

LAFAYETTE CITY-PARISH CONSOLIDATED GOVERNMENT
Lafayette, Louisiana

Management's Discussion and Analysis
October 31, 2013

Lafayette City-Parish Consolidated Government (LCG) presents the following discussion and analysis of the financial performance during the fiscal year ending October 31, 2013. This discussion and analysis is intended to assist readers in focusing on significant financial issues and changes in financial position, and identifying any significant variances from the adopted budget. We encourage readers to consider the information presented here in conjunction with additional information presented in the financial statements provided in this report. All amounts, unless otherwise indicated, are expressed in millions of dollars.

Financial Highlights

- The assets of LCG exceeded its liabilities by \$952.3 (net position). Of this amount, \$46.5 (unrestricted) may be used to meet the government's ongoing obligations to citizens and creditors.
- At the end of the current fiscal year, LCG's governmental funds reported combined ending fund balance of \$282.9, an increase of \$9.1 compared to fiscal year 2012. Of this amount, \$286 thousand is non-spendable and \$282.6 is spendable. Of the total spendable fund balance, \$46.8 is restricted in use, \$145.7 has been committed, \$63.9 is assigned, and \$26.2 is unassigned, which is available for spending at the government's discretion.
- At the end of the current fiscal year, unassigned fund balance for the General Fund was \$26.2, or 31.3% of total General Fund expenditures and other financing uses. This is an increase of \$4.3 or 18.1% over 2012.
- The Lafayette Public Power Authority (LPPA) issued 65.1 in revenue bonds, the proceeds of which will be used to do major upgrades to the Rodemacher power generating plant.
- The Lafayette Utility System issued refunding bonds during the fiscal year which resulted in a debt service reduction of \$24.1 and an economic gain of \$21.1.
- LCG implemented GASB Statement No 61 *The Financial Reporting Entity: Omnibus*. The new pronouncement amends previous announcements and enhances the usefulness of governmental financial reporting by modifying component unit criteria.
- LCG implemented GASB Statement No 62 *Codification of Accounting and Financial Reporting Guidance Contained in Pre-November 30, 1989 FASB and AICPA Pronouncements*. The new pronouncement amends or supersedes previous announcements and incorporates into the authoritative literature certain accounting and financial guidance.
- LCG implemented GASB Statement No 63 *Financial Reporting of Deferred Outflows of Resources, Deferred Inflows of Resources, and Net Position*. The new pronouncement enhances the usefulness of governmental financial reporting by establishing new criteria and presentation for the changes to the government's net position.

LAFAYETTE CITY-PARISH CONSOLIDATED GOVERNMENT
Lafayette, Louisiana

Management's Discussion and Analysis
October 31, 2013

Overview of the Financial Statements

This discussion and analysis is intended to serve as an introduction to LCG's basic financial statements, which have three components: 1) government-wide financial statements, 2) fund financial statements, and 3) notes to the basic financial statements. This report also contains other supplementary information in addition to the basic financial statements themselves.

Government-wide Financial Statements

The government-wide financial statements are designed to provide readers with a broad overview similar to private-sector business financial presentations.

The *statement of net position* is a presentation of LCG's assets and liabilities, including capital and infrastructure assets and long-term liabilities. This statement reports the difference between assets and liabilities as net position. Over time, increases or decreases in net assets may serve as a useful indicator of whether the financial position of LCG is improving or deteriorating.

The *statement of activities* presents information showing how the government's net position changed during the fiscal year. Changes in net position are recorded when the underlying event giving rise to the change occurs regardless of the timing of the cash flows. Therefore, revenues and expenses reported in this statement for some items that will not result in cash flows until future fiscal periods (e.g., uncollected taxes and earned but unused vacation leave). Both of the government-wide financial statements distinguish functions of LCG that are principally supported by taxes and intergovernmental revenues (governmental activities) from other functions that are intended to recover all or a significant portion of their costs through user fees or charges (business-type activities). Governmental activities include general government, public safety, traffic and transportation, streets and drainage, urban redevelopment and housing, culture and recreation, health and welfare, economic opportunity, and economic development and assistance.

The business-type activities reflect private sector type operations where the fee for service typically covers all or most of the cost of operations including depreciation. The City's electric, water, wastewater, and fiber optics utilities funds along with LCG's solid waste collection, environmental services and animal shelter control funds are reported here.

Fund Financial Statements

The accounts of LCG are organized on the basis of funds, each of which is considered a separate accounting entity. Government resources are allocated to and accounted for in individual funds based upon the purposes for which they are to be spent and the means by which spending activities are controlled.

Fund financial statements are used to present financial information detailing resources that have been identified for specific activities. The focus of the fund financial statements is on LCG's major funds, although non-major funds are also presented in aggregate and further detailed in the supplementary statements.

LAFAYETTE CITY-PARISH CONSOLIDATED GOVERNMENT
Lafayette, Louisiana

Management's Discussion and Analysis
October 31, 2013

LCG uses fund accounting to ensure and demonstrate compliance with requirements placed on resources. Funds are divided into three categories: governmental, proprietary and fiduciary. Fund financial statements allow LCG to present information regarding fiduciary funds, since they are not reported in the government-wide financial statements.

Governmental Funds are used to account for essentially the same functions reported as governmental activities in the government-wide financial statements. Unlike the government-wide financial statements, governmental fund financial statements focus on near-term outflows of spendable resources, as well as on balances of spendable resources available at the end of the fiscal year. Such information may be useful in evaluating a government's current financing requirements.

LCG has presented the General Fund and the Sales Tax Capital Improvement Fund as major funds. All non-major governmental funds are presented in one column, titled "Other Governmental Funds". Combining financial statements of the non-major funds can be found in the other supplementary information section that follows the basic financial statements.

Proprietary Funds encompass both enterprise and internal service funds on the fund financial statements. Enterprise funds are used to report the same functions presented as business-type activities in the government-wide financial statements. Internal service funds are an accounting device used to accumulate and allocate costs internally among the LCG's various functions. LCG uses internal service funds to account for its central vehicle maintenance, central printing, self-insured insurance and group hospitalization activities. Because all of these services predominantly benefit governmental rather than business-type functions, they have been included within the governmental activities section in the government-wide financial statements. Combining statements of the non-major individual enterprise and internal service funds can be found in the other supplementary information section following the basic financial statements.

Fiduciary Funds are used to account for resources held for the benefit of parties outside the primary government. Fiduciary funds are not reflected in the government-wide financial statements as the resources of those funds are not available to support LCG's programs and operations. With the exception of agency funds, the accounting for fiduciary funds is much like that used for the proprietary funds.

Notes to the Financial Statements provide additional information that is essential to a full understanding of the data provided in the government-wide and fund financial statements and are a required part of the basic financial statements.

Other Information - In addition to the basic financial statements and accompanying notes, this report also presents the required supplementary information of LCG's General Fund budgetary comparison schedules that demonstrate compliance with its budget.

Also included in the report are the Office of Management and Budget A-133 Single Audit Auditor reports, findings and schedules and the statistical section.

LAFAYETTE CITY-PARISH CONSOLIDATED GOVERNMENT
Lafayette, Louisiana

Management's Discussion and Analysis
October 31, 2013

Government-Wide Financial Analysis

The following schedule reflects the condensed Statement of Net Position for October 31, 2013, with comparative figures for 2012:

Condensed Statement of Net Position (in millions)
October 31, 2013 and 2012

	Governmental Activities		Business-Type Activities		Total Primary Government	
	2013	2012	2013	2012	2013	2012
Assets:						
Current and other assets	\$ 314.4	\$ 311.5	\$ 78.6	\$ 90.0	\$ 393.0	\$ 401.5
Restricted assets	4.4	-	224.6	184.0	229.0	184.0
Capital assets	587.4	582.6	728.9	698.1	1,316.3	1,280.7
Total assets	<u>906.2</u>	<u>894.1</u>	<u>1,032.1</u>	<u>972.1</u>	<u>1,938.3</u>	<u>1,866.2</u>
Liabilities:						
Current liabilities	50.0	55.2	31.7	34.7	81.7	89.9
Long-term liabilities	409.4	415.9	494.9	440.9	904.3	856.8
Total liabilities	<u>459.4</u>	<u>471.1</u>	<u>526.6</u>	<u>475.6</u>	<u>986.0</u>	<u>946.7</u>
Net position:						
Net Investment in						
Capital Assets	304.9	301.0	306.6	300.4	611.5	601.4
Restricted	170.0	161.4	124.3	119.5	294.3	280.9
Unrestricted	(28.1)	(39.4)	74.6	76.6	46.5	37.2
Total net position	<u>\$ 446.8</u>	<u>\$ 423.0</u>	<u>\$ 505.5</u>	<u>\$ 496.5</u>	<u>\$ 952.3</u>	<u>\$ 919.5</u>

For the year ended October 31, 2013, total assets exceeded liabilities by \$952.3. The largest portion of LCG's net position, \$611.5 (64.2%) represents its investment in capital assets less any related debt used to acquire those assets that are still outstanding, and includes assets such as land, infrastructure, improvements, buildings, machinery and equipment and intangibles.

Capital assets are used to provide services to the citizens of LCG and are not available for further spending. Although LCG's investment in capital assets is reported net of related debt, the resources needed to repay the debt must be provided from other sources as capital assets cannot be used to liquidate liabilities.

Of the total net position, \$294.3 represents resources that are subject to external restrictions on how they may be used.

The deficit of \$28.1 in unrestricted net position in governmental activities is mainly the result of the excess of non-capital related long-term debt (see the notes on the retirement systems and claims liabilities) and the liability for unused employee vacation and sick days not previously funded, which together exceed current assets that are not externally dedicated for specific purposes. The business-type activities unrestricted net position is \$74.6 at year end.

LAFAYETTE CITY-PARISH CONSOLIDATED GOVERNMENT
Lafayette, Louisiana

Management's Discussion and Analysis
October 31, 2013

The following schedule provides a summary of the changes to LCG's net position for the year ended October 31, 2013, with comparative figures for 2012:

Condensed Statement of Changes in Net Position (in millions)
For the Years Ended October 31, 2013 and 2012

	Governmental Activities		Business-Type Activities		Total Primary Government	
	2013	2012	2013	2012	2013	2012
Revenues:						
Program revenue -						
Fees, fines, and charges for services	\$ 22.1	\$ 21.5	\$ 335.0	\$ 316.5	\$ 357.1	\$ 338.0
Operating grants and contributions	14.6	12.3	-	0.2	14.6	12.5
Capital grants and contributions	5.9	4.2	2.8	7.6	8.7	11.8
General revenues -						
Sales taxes	86.0	83.0	-	-	86.0	83.0
Property taxes	70.6	66.0	-	-	70.6	66.0
Other	11.6	11.6	1.9	0.6	13.5	12.2
Total revenues	<u>210.8</u>	<u>198.6</u>	<u>339.7</u>	<u>324.9</u>	<u>550.5</u>	<u>523.5</u>
Expenses:						
General government	37.2	39.3	-	-	37.2	39.3
Public safety	65.6	61.7	-	-	65.6	61.7
Traffic and transportation	13.5	13.0	-	-	13.5	13.0
Streets and drainage	21.5	23.7	-	-	21.5	23.7
Urban and economic development	7.4	5.9	-	-	7.4	5.9
Culture and recreation	24.4	23.5	-	-	24.4	23.5
Health, welfare and economic opportunity	1.4	1.1	-	-	1.4	1.1
Intergovernmental	-	2.6	-	-	-	2.6
Unallocated depreciation	17.0	16.6	-	-	17.0	16.6
Combined utilities system	-	-	198.5	198.1	198.5	198.1
Communications system	-	-	37.2	35.6	37.2	35.6
Coal-fired electric plant	-	-	59.1	52.6	59.1	52.6
Animal shelter and control	-	-	1.4	1.8	1.4	1.8
Solid waste collection	-	-	13.4	12.7	13.4	12.7
Interest on long-term debt	19.3	21.1	0.1	-	19.4	21.1
Total expenses	<u>207.3</u>	<u>208.5</u>	<u>309.7</u>	<u>300.8</u>	<u>517.0</u>	<u>509.3</u>
Increase (decrease) in net position before transfers	3.5	(9.9)	30.0	24.1	33.5	14.2
Transfers	21.0	20.4	(21.0)	(20.4)	-	-
Increase in net position	24.5	10.5	9.0	3.7	33.5	14.2
Net position, November 1, as restated	<u>422.3</u>	<u>411.8</u>	<u>496.5</u>	<u>492.8</u>	<u>918.8</u>	<u>904.6</u>
Net position, October 31	<u>\$ 446.8</u>	<u>\$ 422.3</u>	<u>\$ 505.5</u>	<u>\$ 496.5</u>	<u>\$ 952.3</u>	<u>\$ 918.8</u>

LAFAYETTE CITY-PARISH CONSOLIDATED GOVERNMENT
Lafayette, Louisiana

Management's Discussion and Analysis
October 31, 2013

LCG's total revenues were \$550.5 and the total cost of all programs and services was \$517.0 resulting in an increase in net position of \$33.5. General revenues represented 30.9% of LCG's total revenue while program revenues provided 69.1% of total revenues. Business-type activity expenses totaled \$309.7 or 60% of the governments total expenses.

Governmental Activities net position increased \$24.5 in 2013. The cost of all governmental activities this year was \$207.3 and the amount funded by general taxpayer revenues was \$168.2. The remaining \$39.1 was paid by those who directly benefited from the governmental programs or by other governments and organizations that subsidized certain programs with grants and contributions. Of the \$39.1, only \$22.1 was paid by those benefiting and using these governmental programs. This accounted for only 10.7% of the total costs.

LCG's largest program in governmental activities is public safety, with \$65.6 of resources applied thereto. Following that is general government, streets and drainage, and culture and recreation.

The government's net position increased \$33.5 during the current fiscal year. *Governmental Activities* net position increased \$24.5. Some factors affecting the change in net position for governmental activities were:

- An increase of \$3.0 in sales taxes.
- An increase of \$4.6 in property taxes.
- A decrease of \$2.1 in general government expenses.
- An increase in operating and capital grants of \$4.0.
- A decrease of \$2.2 in urban and economic redevelopment expenses.
- An increase of \$3.9 in public safety expenses.

Business-Type Activities net position increased by \$9.0 in the current fiscal year compared to \$3.7 in the prior year. Charges for services make up 98.6% of the revenues in the business-type activities. The largest funds in this group are the Utilities System (LUS), Lafayette Public Power Authority (LPPA) and the Communications System. Charges for services increased \$18.5 in the current fiscal year due to fluctuations in the fuel adjustment charge for electric services. Communications System revenues increased by \$3.3 due to the additional customers served during 2013.

Financial Analysis of Governmental Funds

Activities of the Primary Government's General Fund, Special Revenue Funds, Debt Service Funds and Capital Projects Funds are considered general government functions. The General Fund is LCG's primary operating fund. Special Revenue Funds are used to account for the proceeds of specific revenue sources that are restricted or committed to expenditures for specific purposes other than debt service or capital projects. Debt Service Funds are used to account for financial activity related to the government's general bonded indebtedness, as well as other long-term obligations. Capital Projects Funds are used to account for financial activity related to the government's indebtedness for capital projects, other agency contributions and the operating activities of those projects.

Total revenues increased \$10.5 primarily attributable to an increase in property tax and sales tax dollars of \$4.6 and \$3.1, respectively, and an increase in other revenues of \$3.6 offset by a net decrease of \$0.8 in federal and state grants. The increases in sales taxes are results of an improvement in the local economy, increased retail space and increased tourism. Increases in property taxes are the results of the state-wide reassessment of real property. Other revenues increased due to the recordation of public safety supplemental pay not recorded in previous years.

LAFAYETTE CITY-PARISH CONSOLIDATED GOVERNMENT
Lafayette, Louisiana

Management's Discussion and Analysis
October 31, 2013

As of the end of the fiscal year, LCG's governmental funds reported combined ending fund balances of \$282.9, an increase of \$9.8 in comparison with the prior year. Less than 1% of governmental funds' fund balance is not spendable. The remaining 99.9% (or \$282.6) is spendable. This represents \$46.8 restricted in use, \$145.7 committed, \$63.9 assigned and \$26.2 unassigned. The unassigned fund balance represents amounts available for additional appropriations at the end of the fiscal year.

The total fund balance of the General Fund at year end was \$28.7, an increase of \$4.3 from the previous year. The total spendable General Fund balance for fiscal year 2013 is \$28.7, which represents \$1.3 in committed, \$1.2 in assigned and \$26.2 in unassigned fund balances. The unassigned fund balance represents amounts available for additional appropriations at the end of the fiscal year.

Fund balance in the Sales Tax Capital Improvement Fund had a increase of \$4.0 in 2013, primarily due to decreased construction activity.

General Fund Budgetary Highlights

Changes in original budget appropriations to the final amended budget appropriations resulted in a net \$1.1 increase in appropriations. This increase can be summarized by the following:

- General Government increased \$0.5 which is attributable to increased cost such as transportation.
- Public Safety increased \$4.5 which is attributable the recordation of fire and police supplemental pay that was not recorded in prior years. Supplemental pay is funded by the state and paid directly to police and fire personnel, but must be recognized by LCG as paid on the government's behalf. Parks & Recreation increased \$0.5 which is attributable to an increase in capital for City and Parish parks.
- Debt Service decreased by 4.2 due to the reclassification of principal and interest expense to the appropriate debt service funds.
- The remaining amount is primarily attributable to transfers to special revenue funds for the government's matching portion related to federal grants.

Final budgeted appropriations for the General Fund were \$97.1 while actual expenditures were \$90.7, creating a positive variance of \$6.4. Significant variances are as follows:

- Streets and drainage had a positive variance of \$1.1 primarily due to a temporary hiring freeze on vacant positions and reduction in costs associated with maintaining those positions.
- General government had a positive variance of \$1.7 primarily due to reductions in operating expenses such as personnel salaries, and contractual services.
- Public Safety had a positive variance of \$2.9 due to position vacancies and a reduction of uninsured losses.

Miscellaneous departmental operations and incomplete grant programs make up the remainder of the unexpended appropriations.

LAFAYETTE CITY-PARISH CONSOLIDATED GOVERNMENT
Lafayette, Louisiana

Management's Discussion and Analysis
October 31, 2013

Financial Analysis of Proprietary Funds

Proprietary Funds: Activities of the Primary Government's Utilities System Fund, Communications System Fund, Lafayette Public Power Authority Fund, Environmental Services Disposal Fund and the Animal Control Shelter Fund are considered proprietary funds. Financial analysis of these activities is on the same basis as the business-type-activities. As of the end of the current fiscal year, the primary government's proprietary funds reported ending net position of \$509.3, an increase of \$8.3 in comparison with the prior year.

Details of the proprietary funds are covered under the section titled "Government-Wide Financial Statement Analysis" on page 8.

Capital Asset and Debt Administration

Capital Assets: LCG's investment in capital assets for its governmental and business-type activities as of October 31, 2013, amounts to \$1,316.3 (net of accumulated depreciation). This investment in capital assets includes land, buildings and improvements, machinery and equipment, parking facilities, electric, water, wastewater, fiber optic utility facilities, roads, highways, bridges and drainage systems. The net increase in LCG's investment in capital assets for the current fiscal year was \$35.6, or 2.78%.

Capital Assets (Net of Depreciation)
(in millions)
October 31, 2013 and 2012

	Governmental Activities		Business-Type Activities		Total	
	2013	2012	2013	2012	2013	2012
Land	\$ 38.5	\$ 38.2	\$ 21.2	\$ 19.2	\$ 59.7	\$ 57.4
Land improvements	5.9	5.7	-	-	5.9	5.7
Buildings and improvements	93.0	93.4	0.2	0.3	93.2	93.7
Equipment	32.2	32.3	14.4	15.1	46.6	47.4
Infrastructure	386.1	382.1	-	-	386.1	382.1
Utility plant and equipment	-	-	563.1	545.9	563.1	545.9
Fiber Optics	-	-	85.0	88.3	85.0	88.3
Construction in progress	31.7	30.9	45.0	29.3	76.7	60.2
Total	<u>\$ 587.4</u>	<u>\$ 582.6</u>	<u>\$ 728.9</u>	<u>\$ 698.1</u>	<u>\$ 1,316.3</u>	<u>\$ 1,280.7</u>

Major capital asset events during the current fiscal year included the following:

- Continued or initiated construction of several major road improvements and extensions, such as turning lane improvements at Doucet Road and Johnston St., concrete street repairs at Settler's Trace subdivision.
- Continued or initiated construction of drainage projects such as Amaryllis Drive drainage project and Fanny Drive Coulee, PH I.
- Completion of various other street including Settler's Trace Extension, Eraste Landry Road, Louisiana Avenue Extension, intersection improvements at Moss Street and Gloria Switch, McKinley Street.

LAFAYETTE CITY-PARISH CONSOLIDATED GOVERNMENT
Lafayette, Louisiana

Management's Discussion and Analysis
October 31, 2013

- Completion of various other drainage improvements including Kaliste Saloom Road drainage outfalls, East Pont Des Mouton water/sewer improvements, and Acorn Drive Coulee, L3.
- Completion of multiple bridge replacement projects including Rue Des Babineaux Bridges #1, #2, and #3, Kidder Road Bridge, Sellers Road Bridge, Esprit Road Bridge, Mermentau Road Bridge, and LeBlanc Road Bridge.
- Completion of various Parks & Recreation improvements such as O.J. Mouton Swimming Pool repairs, Nature Station Boardwalk repairs, Tennis Facility improvements, Hebert Park Golf Course cart path and driveway improvements, and cart path improvements at Les Vieux Chenes Golf Course.
- Completion of various building improvements including a/c chiller replacements, elevator upgrades, safety and security system upgrades, and asbestos abatement of elevator shafts.
- Continued replacement of most of the electric and water meters in LUS service territory with new remotely-read, digital smart meters.
- Various improvements and upgrades to the Doc Bonin, T.J. Labbe, and Hargis-Hebert Power Plants, various electrical substations, and transmission structures.
- Improvements to the wastewater collection system, particularly the South Treatment Plant sludge handling treatment facility.

Additional information on the LCG's capital assets can be found in Note 9 of this report.

Long-Term Debt: At the end of the current fiscal year, LCG had total bonded debt outstanding of \$907. Of this amount, \$64.2 comprises debt backed by the full faith and credit of the Lafayette Parish government. The remainder of the debt represents bonds secured solely by specified revenue sources such as the Utilities System revenues, Communications System revenues and the 2% City sales tax revenues. There are no general obligation bonds outstanding for the City of Lafayette at the end of the fiscal year.

Summary of Outstanding Debt at Year-end (in millions)
October 31, 2013 and 2012

	Governmental Activities		Business-Type Activities		Total	
	2013	2012	2013	2012	2013	2012
Claims payable	\$ 12.0	\$ 16.9	\$ -	\$ -	\$ 12.0	\$ 16.9
Compensated absences	14.5	14.8	7.6	7.9	22.1	22.7
OPEB payable	3.7	3.4	-	-	3.7	3.4
Parish general obligation bonds	64.2	66.7	-	-	64.2	66.7
Parish certificates of indebtedness	-	-	-	-	-	-
City sales tax revenue bonds	305.4	306.6	-	-	305.4	306.6
City certificates	5.4	5.7	-	-	5.4	5.7
Taxable refunding bonds	38.6	38.0	-	-	38.6	38.0
Utilities revenue bonds	-	-	268.1	282.0	268.1	282.0
Communications System revenue bonds	-	-	117.6	121.2	117.6	121.2
Lafayette Public Power Authority revenue bonds	-	-	106.7	39.0	106.7	39.0
Total	<u>\$ 443.8</u>	<u>\$ 452.1</u>	<u>\$ 500.0</u>	<u>\$ 450.1</u>	<u>\$ 943.8</u>	<u>\$ 902.2</u>

LAFAYETTE CITY-PARISH CONSOLIDATED GOVERNMENT
Lafayette, Louisiana

Management's Discussion and Analysis
October 31, 2013

The Lafayette Consolidated Government's total debt increased during the year by \$41.6 million. New bond issues for the Lafayette Public Power Authority combined with normal scheduled principal payments for existing debt account for this increase.

Standard & Poors (S & P), Moody's and Fitch's underlying rating for LCG'S obligations during fiscal year 2013 were as follows:

	<u>Moody's</u>	<u>S & P</u>	<u>Fitch</u>
City of Lafayette Sales Tax Revenue Bonds	Aa3	AA	AA-
Lafayette Parish General Obligation Bonds	Aa2	AA-	-
City of Lafayette Utilities System Revenue Bonds	A1	A+	-
Lafayette Public Power Authority Revenue Bonds	A1	A+	-
City of Lafayette Utilities Communications System Revenue Bonds	A3	A	-

Computation of the legal debt margin for general obligation bonds is as follows:

Governing Authority: City of Lafayette, Louisiana

Ad valorem Taxes:

Assessed Valuation, 2012 tax roll (FY2013)	\$ 1,298,554,207
Debt Limit: 10% of Assessed Valuation (for any one purpose)	\$ 129,855,421
Debt Limit: 35% of Assessed Valuation (aggregate, all purposes)	\$ 454,493,972

There are no outstanding bonds secured by ad valorem taxes of the City of Lafayette at this time.

Governing Authority: Parish of Lafayette, Louisiana

Ad valorem Taxes:

Assessed Valuation, 2012 tax roll (FY2013)	\$ 1,412,321,084
Debt Limit: 10% of Assessed Valuation (for any one purpose)	\$ 141,232,108
Debt outstanding	\$ 64,245,000

The Louisiana Revised Statutes limit the City's bonded debt for any one purpose to 10% of the assessed valuation, including homestead exemption property, and 35% for all purposes. The Parish bonded debt is limited to 10% of the assessed valuation of the taxable property for any one purpose.

LAFAYETTE CITY-PARISH CONSOLIDATED GOVERNMENT
Lafayette, Louisiana

Management's Discussion and Analysis
October 31, 2013

Economic Factors and Next Year's Budget

Many factors were considered when preparing the fiscal year 2014 budget. The status of the Lafayette economy is assessed as well as historical revenue and expenditure trends. The Lafayette MSA unemployment rate at year end was 3.2%. This compares to a rate of 5.4% for the State of Louisiana and 7.0% for the United States. Per capita income has remained steady the past three years. Current per capita income of \$47,068 exceeds both the state and national levels.

The City's 2% general sales and use tax and the Parish's 1% general sales and use tax are major revenue sources to the General Fund, making up 33% of revenues. Although the City's sales tax declined for the first time in ten years in 2009, collections have been on the rise since April 2010, noting a 3.8% increase in FY 2013. The FY 2014 budget was prepared with a 2.5% growth assumption.

Another major revenue source to the City General Fund is the Utilities System's payment in-lieu-of-tax (ILOT), which makes up 21.7% of the City General Fund's revenues. The ILOT for fiscal year 2013 was \$22.1.

Amounts appropriated in the City General Fund FY 2014 budget totaled 92.8. To balance the 2014 budget and reduce the use of General fund balance, operating expenses related to the Department of Public Works were moved from the City General Fund to the Road & Bridge Maintenance Fund and the Drainage Maintenance Fund. Both of these special revenue funds are supported by ad-valorem taxes. The savings created by this move helped to offset increases in State mandated retirement system contributions and employee pay raises. In addition to these budgetary measures, LCG adopted a general fund budget increasing the ending budgeted fund balance from 10.8% of annual expenses to 20% of annual expenses. As LCG enters its fiscal year 2015 budget preparation process (slated to begin May 2014), continued review of the budget will be done and further budgetary cuts and savings initiatives are contemplated.

REQUESTS FOR INFORMATION

This financial report is designed to provide a general overview of the finances of the Lafayette City-Parish Consolidated Government and to demonstrate accountability for monies received. Questions concerning any of the information provided in this report or requests for additional information should be addressed to the Lafayette Consolidated Government, Office of Finance and Management, P.O. Box 4017-C, Lafayette, Louisiana, 70502.

Government-Wide Financial Statements

LAFAYETTE CITY-PARISH CONSOLIDATED GOVERNMENT

Lafayette, Louisiana

Statement of Net Position

October 31, 2013

	Primary Government			
	Governmental	Business-type		Component
	Activities	Activities	Total	Units
ASSETS				
Cash and interest-bearing deposits	\$ 7,721,845	\$ 2,848,461	\$ 10,570,306	\$ 50,132,926
Investments	278,852,022	16,027,117	294,879,139	16,338,139
Accounts receivable, net	2,270,885	27,658,362	29,929,247	2,002,495
Loans receivable, net	2,140,411	-	2,140,411	6,171,947
Taxes receivable	-	-	-	1,371,542
Assessments receivable	273,120	-	273,120	-
Accrued interest receivable	310,013	1,099	311,112	93,598
Internal balances	3,559,213	(3,559,213)	-	-
Due from primary government	-	-	-	73,188
Due from component units	177,735	1,879	179,614	-
Due from other governmental agencies	18,499,918	3,456,198	21,956,116	7,986,272
Other receivables	-	-	-	15,000
Inventories, net	419,825	31,932,260	32,352,085	218,586
Prepaid items	149,592	293,411	443,003	378,702
Other assets	-	-	-	1,346,182
Restricted assets:				
Cash	-	8,101,700	8,101,700	3,981,944
Investments	-	209,339,409	209,339,409	20,708,601
Receivables	-	111,938	111,938	44,820
Unamortized bond issuance costs	4,415,993	5,108,695	9,524,688	-
Unamortized start-up costs	-	1,960,661	1,960,661	-
Capital assets:				
Non-depreciable	70,197,995	66,232,170	136,430,165	29,146,560
Depreciable, net	517,241,758	662,632,316	1,179,874,074	90,812,166
Total assets	<u>\$ 906,230,325</u>	<u>\$ 1,032,146,463</u>	<u>\$ 1,938,376,788</u>	<u>\$ 230,822,668</u>
LIABILITIES				
Cash overdraft	\$ -	\$ 2,167,552	\$ 2,167,552	\$ 173,447
Accounts payable	3,505,182	6,433,320	9,938,502	4,651,833
Accrued liabilities	4,204,230	1,831,756	6,035,986	834,353
Contracts payable	2,352,712	4,514,145	6,866,857	-
Retainage payable	2,067,414	1,452,778	3,520,192	-
Other payables	444,275	-	444,275	-
Due to primary government	-	-	-	179,614
Due to component units	73,188	-	73,188	-
Due to other governmental agencies	714,973	-	714,973	4,507
Unearned revenue	281,108	2,989	284,097	2,513,461
Accrued interest payable	1,916,210	2,150,966	4,067,176	159,675
Customer deposits	-	8,151,514	8,151,514	101,171
Long-term liabilities:				
Portion due or payable within one year	34,417,905	5,045,582	39,463,487	7,960,162
Portion due or payable after one year	409,431,497	494,865,322	904,296,819	22,626,084
Total liabilities	<u>459,408,694</u>	<u>526,615,924</u>	<u>986,024,618</u>	<u>39,204,307</u>
NET POSITION				
Net investment in capital assets	304,942,786	306,572,079	611,514,865	111,883,759
Restricted for:				
Capital projects	74,069,893	-	74,069,893	2,337,789
Debt service	45,756,145	124,301,456	170,057,601	4,929,977
Other	50,174,981	-	50,174,981	596,720
Unrestricted (deficit)	(28,122,174)	74,657,004	46,534,830	71,870,116
Total net position	<u>446,821,631</u>	<u>505,530,539</u>	<u>952,352,170</u>	<u>191,618,361</u>
Total liabilities and net position	<u>\$ 906,230,325</u>	<u>\$ 1,032,146,463</u>	<u>\$ 1,938,376,788</u>	<u>\$ 230,822,668</u>

The accompanying notes are an integral part of the basic financial statements.

LAFAYETTE CITY-PARISH CONSOLIDATED GOVERNMENT
Lafayette, Louisiana

Statement of Activities
For the Year Ended October 31, 2013

Function/Program	Expenses	Program Revenues			Net (Expense) Revenue and Changes in Net Position			
		Fees, Fines and Charges for Services	Operating Grants and Contributions	Capital Grants and Contributions	Primary Government			Component Units
					Governmental Activities	Business-Type Activities	Total	
Primary government:								
Governmental activities -								
General government	\$ 37,184,500	\$ 9,151,990	\$ 1,059,787	\$ -	\$ (26,972,723)	\$ -	\$ (26,972,723)	\$ -
Public safety	65,643,989	2,950,921	5,015,322	711,209	(56,966,537)	-	(56,966,537)	-
Traffic and transportation	13,480,841	3,610,538	2,503,378	3,007,073	(4,359,852)	-	(4,359,852)	-
Streets and drainage	21,493,669	-	1,487,408	1,489,675	(18,516,586)	-	(18,516,586)	-
Urban redevelopment and housing	5,386,889	-	1,518,591	215,680	(3,652,618)	-	(3,652,618)	-
Culture and recreation	24,380,013	6,357,185	-	479,963	(17,542,865)	-	(17,542,865)	-
Health and welfare	1,055,317	-	-	-	(1,055,317)	-	(1,055,317)	-
Economic opportunity	317,939	-	275,030	-	(42,909)	-	(42,909)	-
Economic development and assistance	2,011,600	-	1,489,808	-	(521,792)	-	(521,792)	-
Unallocated depreciation	17,004,422	-	-	-	(17,004,422)	-	(17,004,422)	-
Interest on long-term debt	19,316,705	-	1,260,326	-	(18,056,379)	-	(18,056,379)	-
Total governmental activities	207,275,884	22,070,634	14,609,650	5,903,600	(164,692,000)	-	(164,692,000)	-
Business-type activities -								
Electric	159,498,894	187,153,313	-	2,737,769	-	30,392,188	30,392,188	-
Water	16,809,413	17,499,221	-	-	-	689,808	689,808	-
Sewer	22,224,144	28,617,206	-	-	-	6,393,062	6,393,062	-
Communications system	37,206,383	27,424,453	-	-	-	(9,781,930)	(9,781,930)	-
Coal-fired electric plant	59,053,699	60,403,535	-	-	-	1,349,836	1,349,836	-
Solid waste collection services	13,410,942	13,376,335	-	1,946	-	(32,661)	(32,661)	-
Animal shelter control program	1,453,449	409,783	-	28,123	-	(1,015,543)	(1,015,543)	-
CNG Service Station	101,442	160,355	-	-	-	58,913	58,913	-
Total business-type activities	309,758,365	335,044,201	-	2,767,838	-	28,053,674	28,053,674	-
Total primary government	\$ 517,034,249	\$ 357,114,835	\$ 14,609,650	\$ 8,671,438	(164,692,000)	28,053,674	(136,638,326)	-
Component units	\$ 49,821,373	\$ 31,663,351	\$ 8,424,515	\$ 10,444,708	-	-	-	711,201
General revenues:								
Taxes -								
Property					70,555,638	-	70,555,638	4,664,041
Sales					86,055,088	-	86,055,088	-
Occupational licenses					2,930,195	-	2,930,195	-
Insurance premium					895,028	-	895,028	-
Franchise fees					2,497,994	-	2,497,994	-
Interest and penalties - delinquent taxes					135,168	-	135,168	-
Other					70,407	-	70,407	2,718,203
Grants and contributions not restricted								
to specific programs					2,319,804	-	2,319,804	47,123
Investment earnings					598,252	2,001,821	2,600,073	2,302,669
Net gain (loss) on sale of capital assets					(358,699)	(321,589)	(680,288)	(3,285)
Miscellaneous					2,534,118	233,994	2,768,112	1,511,714
Transfers					20,970,394	(20,970,394)	-	-
Total general revenues and transfers					189,203,387	(19,056,168)	170,147,219	11,240,465
Changes in net position					24,511,387	8,997,506	33,508,893	11,951,666
Net position, beginning, as restated					422,310,244	496,533,033	918,843,277	179,666,695
Net position, ending					\$ 446,821,631	\$ 505,530,539	\$ 952,352,170	\$ 191,618,361

The accompanying notes are an integral part of the basic financial statements.

Fund Financial Statements

LAFAYETTE CITY-PARISH CONSOLIDATED GOVERNMENT

Lafayette, Louisiana

Balance Sheet - Governmental Funds

October 31, 2013

	General	Sales Tax Capital Improvements	Other Governmental Funds	Total Governmental Funds
ASSETS				
Cash	\$ 1,116,295	\$ 1,164,918	\$ 8,483,066	\$ 10,764,279
Investments	26,766,265	27,360,596	217,211,552	271,338,413
Accounts receivable, net	1,424,075	5,000	565,371	1,994,446
Loans receivable	-	-	2,203,058	2,203,058
Allowance for uncollectible loans	-	-	(62,647)	(62,647)
Assessments receivable	-	-	273,120	273,120
Accrued interest receivable	28,651	29,288	244,031	301,970
Due from other funds	3,771,741	4,312,314	2,542,283	10,626,338
Due from component units	177,735	-	-	177,735
Due from other governmental agencies	878,798	-	10,644,753	11,523,551
Inventories, at cost	-	238,224	21,878	260,102
Prepaid items	2,583	-	44,984	47,567
Total assets	<u>\$34,166,143</u>	<u>\$33,110,340</u>	<u>\$242,171,449</u>	<u>\$309,447,932</u>
LIABILITIES AND FUND BALANCES				
Liabilities:				
Cash overdraft	\$ -	\$ -	\$ 2,980,058	\$ 2,980,058
Accounts payable	868,695	665,618	1,177,697	2,712,010
Accrued salaries and benefits	2,321,112	110,052	855,468	3,286,632
Accrued liabilities	830,783	-	-	830,783
Contracts payable	-	-	2,352,712	2,352,712
Retainage payable	6,238	314,687	1,746,489	2,067,414
Other payables	311,513	-	113,872	425,385
Due to other funds	1,089,171	89,419	9,630,932	10,809,522
Due to component units	73,188	-	-	73,188
Due to other governmental agencies	-	-	714,973	714,973
Unearned revenue	6,461	31,005	243,642	281,108
Total liabilities	<u>5,507,161</u>	<u>1,210,781</u>	<u>19,815,843</u>	<u>26,533,785</u>
Fund balances:				
Nonspendable -				
Inventories	-	238,224	-	238,224
Prepaid items	2,583	-	44,984	47,567
Restricted -				
Debt service	-	-	46,792,726	46,792,726
Committed -				
Incomplete projects	1,281,910	19,767,085	124,687,212	145,736,207
Assigned -				
Capital expenditures	-	-	4,698,739	4,698,739
Housing	-	-	3,761,469	3,761,469
Subsequent year's expenditures	1,158,166	11,894,250	42,370,476	55,422,892
Unassigned	<u>26,216,323</u>	<u>-</u>	<u>-</u>	<u>26,216,323</u>
Total fund balances	<u>28,658,982</u>	<u>31,899,559</u>	<u>222,355,606</u>	<u>282,914,147</u>
Total liabilities and fund balances	<u>\$34,166,143</u>	<u>\$33,110,340</u>	<u>\$242,171,449</u>	<u>\$309,447,932</u>

The accompanying notes are an integral part of the basic financial statements.

LAFAYETTE CITY-PARISH CONSOLIDATED GOVERNMENT
Lafayette, Louisiana

Reconciliation of the Governmental Funds Balance Sheet
to the Statement of Net Position
October 31, 2013

Total fund balances for governmental funds at October 31, 2013		\$ 282,914,147
Total net position reported for governmental activities in the statement of net position is different because:		
Capital assets used in governmental activities are not financial resources and, therefore, are not reported in the funds. Those assets consist of:		
Land	\$ 38,517,490	
Construction in progress	31,680,505	
Land improvements, net of \$787,655 accumulated depreciation	5,863,864	
Buildings and improvements, net of \$80,096,203 accumulated depreciation	92,953,396	
Vehicles, net of \$32,059,511 accumulated depreciation	20,288,732	
Movables, net of \$22,794,294 accumulated depreciation	11,591,448	
Infrastructure, net of \$272,701,745 accumulated depreciation	<u>386,125,647</u>	587,021,082
Long-term liabilities, including bonds payable, are not due and payable in the current period and, therefore, are not reported in the governmental funds.		
Long-term liabilities at October 31, 2013:		
Bonds and certificates of indebtedness payable	(413,582,833)	
Compensated absences payable	(14,115,973)	
Accrued interest payable	<u>(1,916,210)</u>	(429,615,016)
Internal service funds are used by management to charge the costs of certain activities to individual funds. The assets and liabilities of internal service funds are included in governmental activities in the statement of net assets.		(4,827,794)
Some revenues were not considered measurable at year end and, therefore, are not available soon enough to pay for current period expenditures		6,913,219
Bond issue costs which are reported as expenditures in the year incurred in the governmental funds are deferred and amortized in the statement of activities.		
Bond issue costs, net of accumulated amortization		<u>4,415,993</u>
Total net position of governmental activities at October 31, 2013		<u><u>\$ 446,821,631</u></u>

The accompanying notes are an integral part of the basic financial statements.

LAFAYETTE CITY-PARISH CONSOLIDATED GOVERNMENT
Lafayette, Louisiana

Statement of Revenues, Expenditures, and Changes in Fund Balances - Governmental Funds
For the Year Ended October 31, 2013

	General	Sales Tax Capital Improvements	Other Governmental Funds	Total Governmental Funds
Revenues:				
Taxes -				
Ad valorem	\$ 24,164,810	\$ -	\$ 46,390,828	\$ 70,555,638
Sales and use	33,779,241	19,613,993	32,446,335	85,839,569
Utility System payments in lieu of taxes	22,131,617	-	-	22,131,617
Other	3,598,597	-	-	3,598,597
Licenses and permits	2,930,195	-	2,278,670	5,208,865
Intergovernmental -				
Federal grants	-	-	10,319,825	10,319,825
State funds:				
Grants	-	-	2,512,009	2,512,009
Parish transportation funds	-	-	1,469,908	1,469,908
State shared revenue	1,118,687	-	1,201,117	2,319,804
Other	3,373,420	-	2,358,125	5,731,545
Charges for services	7,161,693	-	8,405,271	15,566,964
Fines and forfeits	1,716,337	-	2,508,663	4,225,000
Investment earnings	39,294	38,734	502,849	580,877
Miscellaneous	1,972,878	126,515	437,811	2,537,204
Total revenues	<u>101,986,769</u>	<u>19,779,242</u>	<u>110,831,411</u>	<u>232,597,422</u>
Expenditures:				
Current -				
General government	24,277,694	1,411,207	11,191,947	36,880,848
Public safety	52,892,958	1,134,776	8,807,373	62,835,107
Traffic and transportation	2,317,921	932,082	8,653,668	11,903,671
Streets and drainage	10,741,525	4,556,077	5,121,372	20,418,974
Urban redevelopment and housing	-	-	5,349,600	5,349,600
Culture and recreation	272,321	1,086,450	20,915,699	22,274,470
Health and welfare	116,217	-	4,256,492	4,372,709
Economic opportunity	36,151	-	282,680	318,831
Economic development and assistance	-	44,090	1,487,601	1,531,691
Debt service -				
Principal retirement	-	-	20,580,000	20,580,000
Interest and fiscal charges	-	-	19,888,921	19,888,921
Debt issuance costs	-	-	270,257	270,257
Capital outlay	-	7,098,069	24,878,546	31,976,615
Total expenditures	<u>90,654,787</u>	<u>16,262,751</u>	<u>131,684,156</u>	<u>238,601,694</u>
Excess (deficiency) of revenues over expenditures	<u>11,331,982</u>	<u>3,516,491</u>	<u>(20,852,745)</u>	<u>(6,004,272)</u>
Other financing sources (uses):				
Proceeds from issuance of debt	-	-	15,690,000	15,690,000
Premium on issuance of debt	-	-	1,263,270	1,263,270
Transfers in	14,894,147	1,206,721	15,171,099	31,271,967
Transfers out	(21,911,124)	(709,887)	(9,815,265)	(32,436,276)
Total other financing sources (uses)	<u>(7,016,977)</u>	<u>496,834</u>	<u>22,309,104</u>	<u>15,788,961</u>
Net change in fund balances	4,315,005	4,013,325	1,456,359	9,784,689
Fund balances, beginning, as restated	<u>24,343,977</u>	<u>27,886,234</u>	<u>220,899,247</u>	<u>273,129,458</u>
Fund balances, ending	<u>\$ 28,658,982</u>	<u>\$ 31,899,559</u>	<u>\$ 222,355,606</u>	<u>\$ 282,914,147</u>

The accompanying notes are an integral part of the basic financial statements.

LAFAYETTE CITY-PARISH CONSOLIDATED GOVERNMENT
Lafayette, Louisiana

Reconciliation of the Statement of Revenues, Expenditures, and
Changes in Fund Balances of Governmental Funds
to the Statement of Activities
For the Year Ended October 31, 2013

Total net changes in fund balances at October 31, 2013 per statement of revenues, expenditures and changes in fund balances	\$ 9,784,689
---	--------------

The change in net position reported for governmental activities in the statement of activities is different because:

Governmental funds report capital outlays as expenditures. However, in the statement of activities, the cost of those assets is allocated over their estimated useful lives and reported as depreciation expense.

Capital outlay and equipment purchases which are considered expenditures on the statement of revenues, expenditures and changes in fund balances	\$ 31,976,615	
Capital assets assigned from the Cajundome Commission	479,963	
Depreciation expense for the year ended October 31, 2013	(27,191,278)	
Gain (loss) on sale/disposal of capital assets	<u>(367,086)</u>	4,898,214

Because some revenues are not considered measureable at year end, they are not considered "available" revenues in the governmental funds.

Sales taxes	206,808
-------------	---------

Bond proceeds are reported as financing sources in governmental funds and thus contribute to the change in fund balance. In the statement of net assets, however, issuing debt increases long-term liabilities and does not affect the statement of activities. Similarly, repayment of principal and transfer to paying agent are recorded as expenditures in the governmental funds but reduce the liability in the statement of net assets.

Bond proceeds	(15,690,000)	
Principal payments	<u>20,580,000</u>	4,890,000

Governmental funds report the effect of issuance costs, premiums, discounts, and similar items when debt is first issued, whereas these amounts are deferred and amortized in the statement of activities.

Bond issuance costs on debt issued during the fiscal year	270,257	
Original issue premium on debt issued during the fiscal year	(1,263,270)	
Bond issue costs amortized	(305,872)	
Net bond premium, discount amortized	770,545	
Loss on refunding amortized	<u>(884,707)</u>	(1,413,047)

Governmental funds record bond interest expense when the payments are made.

Bond interest payments owed for the current fiscal year which will be paid during the next fiscal year were accrued and are recorded as an expense in the statement of activities.	992,250
--	---------

Differences between amounts reported as expenses in the statement of activities and those reported as expenditures in the fund financial statements.

Compensated absences	228,716	
Claims	<u>4,254,405</u>	4,483,121

Internal service funds are used by management to charge the costs of certain activities to individual funds. The net revenue (expense) of the internal service funds is reported with governmental activities

669,352

Total changes in net position at October 31, 2013 per statement of activities	<u>\$ 24,511,387</u>
---	----------------------

The accompanying notes are an integral part of the basic financial statements.



Lafayette

CONSOLIDATED GOVERNMENT

LAFAYETTE CITY-PARISH CONSOLIDATED GOVERNMENT

Lafayette, Louisiana

Statement of Net Position - Proprietary Funds

October 31, 2013

	Business -Type Activities - Enterprise Funds					Governmental
	Utilities	Communications	Lafayette	Other		Activities
	System	System	Public Power	Enterprise	Total	Internal
			Authority	Funds		Service Funds
ASSETS						
CURRENT ASSETS						
Cash	\$ 606,773	\$ 1,189,704	\$ 1,007,656	\$ 44,328	\$ 2,848,461	\$ 72,491
Investments	7,000,000	1,000,000	7,000,000	1,027,117	16,027,117	7,513,609
Accounts receivable, net	24,727,841	1,309,752	58,649	1,562,120	27,658,362	276,439
Note receivable - interfund loan	25,000	-	-	-	25,000	-
Accrued interest receivable	557,463	-	-	1,099	558,562	8,043
Due from other funds	3,458,593	584,279	-	1,362,101	5,404,973	10,930
Due from component units	-	-	-	1,879	1,879	-
Due from other governmental agencies	3,433,560	22,638	-	-	3,456,198	-
Inventories, net	7,575,248	-	24,357,012	-	31,932,260	159,723
Prepaid items	2,310	262,878	28,223	-	293,411	102,025
Total current assets	47,386,788	4,369,251	32,451,540	3,998,644	88,206,223	8,143,260
NONCURRENT ASSETS						
Restricted assets:						
Cash	1,511,366	1,194,254	5,396,080	-	8,101,700	-
Investments	126,095,747	5,600,000	77,643,662	-	209,339,409	-
Receivables	100,608	-	11,330	-	111,938	-
Total restricted assets	127,707,721	6,794,254	83,051,072	-	217,553,047	-
CAPITAL ASSETS						
Land	17,100,950	717,843	201,964	3,147,688	21,168,445	-
Construction in process	17,369,267	2,219,827	25,474,631	-	45,063,725	-
Buildings and site improvements, net	-	-	-	228,117	228,117	129,438
Equipment, net	-	-	13,243,365	1,200,827	14,444,192	289,233
Utility plant and equipment, net	536,049,070	84,789,955	27,120,982	-	647,960,007	-
Total capital assets	570,519,287	87,727,625	66,040,942	4,576,632	728,864,486	418,671
OTHER ASSETS						
Note receivable - interfund loan	27,848,160	-	-	-	27,848,160	-
Unamortized start-up costs	-	1,960,661	-	-	1,960,661	-
Unamortized debt issuance costs	2,109,105	1,656,948	1,342,642	-	5,108,695	-
Total other assets	29,957,265	3,617,609	1,342,642	-	34,917,516	-
Total assets	\$ 775,571,061	\$102,508,739	\$182,886,196	\$8,575,276	\$1,069,541,272	\$ 8,561,931

The accompanying notes are an integral part of the basic financial statements.

	Business -Type Activities - Enterprise Funds					Governmental Activities Internal Service Funds
	Utilities System	Communications System	Lafayette Public Power Authority	Other Enterprise Funds	Total	
LIABILITIES						
CURRENT LIABILITIES (payable from current assets)						
Cash overdraft	\$ -	\$ -	\$ -	\$2,167,552	\$ 2,167,552	\$ 134,867
Accounts payable	4,221,965	775,546	482,288	953,521	6,433,320	730,024
Accrued liabilities	1,592,913	162,279	-	76,564	1,831,756	86,815
Contracts payable	766,540	727,169	3,020,436	-	4,514,145	-
Retainage payable	1,003,804	448,974	-	-	1,452,778	-
Other payables	-	-	-	-	-	18,890
Unearned revenue	-	-	-	2,989	2,989	-
Note payable - interfund loan	-	25,000	-	-	25,000	-
Accrued interest payable - interfund loan	-	557,463	-	-	557,463	-
Due to other funds	2,729,101	1,156,309	1,347,309	-	5,232,719	-
Unpaid claims liability	-	-	-	-	-	7,656,117
Accrued compensated absences	1,728,636	103,969	-	67,977	1,900,582	74,774
Total	12,042,959	3,956,709	4,850,033	3,268,603	24,118,304	8,701,487
CURRENT LIABILITIES (payable from restricted assets)						
Revenue bonds payable	-	-	3,145,000	-	3,145,000	-
Accrued interest payable	-	-	2,150,966	-	2,150,966	-
Customers' deposits	8,053,279	98,235	-	-	8,151,514	-
Total	8,053,279	98,235	5,295,966	-	13,447,480	-
Total current liabilities	20,096,238	4,054,944	10,145,999	3,268,603	37,565,784	8,701,487
NONCURRENT LIABILITIES						
Revenue bonds payable	268,050,974	117,595,536	93,440,000	-	479,086,510	-
Unamortized premium	-	-	10,114,837	-	10,114,837	-
Note payable - interfund loan	-	27,848,160	-	-	27,848,160	-
Claims payable	-	-	-	-	-	4,312,676
Accrued compensated absences	5,417,554	46,252	-	200,169	5,663,975	357,640
Other employee benefits payable	-	-	-	-	-	3,749,389
Total noncurrent liabilities	273,468,528	145,489,948	103,554,837	200,169	522,713,482	8,419,705
Total liabilities	293,564,766	149,544,892	113,700,836	3,468,772	560,279,266	17,121,192
NET POSITION						
Net investment in capital assets	313,813,994	(30,846,670)	19,028,123	4,576,632	306,572,079	418,671
Restricted for:						
Debt service	108,647,521	618,641	15,035,294	-	124,301,456	-
Unrestricted (deficit)	59,544,780	(16,808,124)	35,121,943	529,872	78,388,471	(8,977,932)
Total net position (deficit)	482,006,295	(47,036,153)	69,185,360	5,106,504	509,262,006	(8,559,261)
Total liabilities and net position	\$775,571,061	\$102,508,739	\$182,886,196	\$8,575,276	\$1,069,541,272	\$8,561,931

LAFAYETTE CITY-PARISH CONSOLIDATED GOVERNMENT
Lafayette, Louisiana

Reconciliation of the Propriety Funds Statement of Net Position
to the Statement of Net Position
October 31, 2013

Total net position - enterprise funds at October 31, 2013	\$ 509,262,006
Total net position reported for business-type activities in the statement of net position is different because:	
The net position and liabilities of certain internal service funds are reported with business-type activities	<u>(3,731,467)</u>
Total net position of business-type activities at October 31, 2013	<u><u>\$ 505,530,539</u></u>

The accompanying notes are an integral part of the basic financial statements.

LAFAYETTE CITY-PARISH CONSOLIDATED GOVERNMENT
Lafayette, Louisiana

Statement of Revenues, Expenses, and Changes in Fund Net Position - Proprietary Funds
For the Year Ended October 31, 2013

	Business -Type Activities - Enterprise Funds					Governmental Activities Internal Service Funds
	Utilities System	Communications System	Lafayette Public Power Authority	Other Enterprise Funds	Total	
Operating revenues:						
Charges for services	\$ 228,128,999	\$ 22,953,501	\$ 60,403,535	\$ 13,678,389	\$ 325,164,424	\$ 35,432,593
Miscellaneous	5,140,741	4,470,952	-	268,084	9,879,777	1,899,141
Total operating revenues	<u>233,269,740</u>	<u>27,424,453</u>	<u>60,403,535</u>	<u>13,946,473</u>	<u>335,044,201</u>	<u>37,331,734</u>
Operating expenses:						
Production, collection and cost of services	117,650,679	14,921,866	50,521,426	13,719,754	196,813,725	35,901,146
Distribution and treatment	24,853,589	-	141,544	-	24,995,133	-
Administrative and general	25,911,143	3,641,036	2,744,973	999,847	33,296,999	-
Transfer to City in lieu of taxes	22,131,617	-	-	-	22,131,617	-
Depreciation and amortization	22,713,909	11,330,772	2,154,909	223,282	36,422,872	72,987
Total operating expenses	<u>213,260,937</u>	<u>29,893,674</u>	<u>55,562,852</u>	<u>14,942,883</u>	<u>313,660,346</u>	<u>35,974,133</u>
Operating income (loss)	<u>20,008,803</u>	<u>(2,469,221)</u>	<u>4,840,683</u>	<u>(996,410)</u>	<u>21,383,855</u>	<u>1,357,601</u>
Nonoperating revenues (expenses):						
Investment earnings	1,843,960	7,216	149,361	1,339	2,001,876	20,221
Interest expense	(8,139,223)	(7,316,478)	(3,490,847)	-	(18,946,548)	-
Gain (loss) on disposal of assets	(192,820)	(132,280)	(2,694)	6,205	(321,589)	8,387
Federal grant revenue	2,730,634	-	-	-	2,730,634	-
Other, net	233,994	-	-	-	233,994	-
Total nonoperating revenues (expenses)	<u>(3,523,455)</u>	<u>(7,441,542)</u>	<u>(3,344,180)</u>	<u>7,544</u>	<u>(14,301,633)</u>	<u>28,608</u>
Income (loss) before contributions and transfers	16,485,348	(9,910,763)	1,496,503	(988,866)	7,082,222	1,386,209
Capital contributions	7,135	-	-	30,069	37,204	-
Transfers in	<u>-</u>	<u>-</u>	<u>-</u>	<u>1,161,223</u>	<u>1,161,223</u>	<u>-</u>
Change in net position	16,492,483	(9,910,763)	1,496,503	202,426	8,280,649	1,386,209
Net position (deficit), beginning, as restated	<u>465,513,812</u>	<u>(37,125,390)</u>	<u>67,688,857</u>	<u>4,904,078</u>	<u>500,981,357</u>	<u>(9,945,470)</u>
Net position (deficit), ending	<u>\$ 482,006,295</u>	<u>\$ (47,036,153)</u>	<u>\$ 69,185,360</u>	<u>\$ 5,106,504</u>	<u>\$ 509,262,006</u>	<u>\$ (8,559,261)</u>

The accompanying notes are an integral part of the basic financial statements.

LAFAYETTE CITY-PARISH CONSOLIDATED GOVERNMENT
Lafayette, Louisiana

Reconciliation of the Statement of Revenues, Expenses, and
Changes in Fund Net Position of Proprietary Funds
to the Statement of Activities
For the Year Ended October 31, 2013

Total net changes in net position at October 31, 2013 per statement of revenues, expenditures and changes in fund net position	\$ 8,280,649
The change in net position reported for business-type activities in the statement of activities is different because:	
The net revenue (expense) of certain internal service funds are reported with business-type activities	<u>716,857</u>
Total changes in net position at October 31, 2013 per statement of activities	<u>\$ 8,997,506</u>

The accompanying notes are an integral part of the basic financial statements.

LAFAYETTE CITY-PARISH CONSOLIDATED GOVERNMENT
Lafayette, Louisiana

Statement of Cash Flows - Proprietary Funds
For the Year Ended October 31, 2013

	Business -Type Activities - Enterprise Funds					Governmental Activities Internal Service Funds
	Utilities System	Communications System	Lafayette Public Power Authority	Other Enterprise Funds	Total	
CASH FLOWS FROM OPERATING ACTIVITIES						
Receipts from customers	\$ 226,783,071	\$ 22,977,788	\$ 55,157,891	\$ 13,642,272	\$ 318,561,022	\$ 7,616,534
Receipts from insured	-	-	-	-	-	27,851,638
Payments to suppliers for goods and services	(132,542,072)	(13,024,107)	(56,755,015)	(12,020,086)	(214,341,280)	(13,057,216)
Payments to employees and for employee related costs	(32,509,595)	(4,340,988)	(420,225)	(1,829,024)	(39,099,832)	(2,305,277)
Payments for claims	-	-	-	-	-	(21,058,216)
Internal activity - payments to other funds	(22,131,617)	-	-	(810,372)	(22,941,989)	-
Other receipts	4,079,356	4,470,952	-	268,084	8,818,392	1,899,141
Net cash provided (used) by operating activities	43,679,143	10,083,645	(2,017,349)	(749,126)	50,996,313	946,604
CASH FLOWS FROM NONCAPITAL FINANCING ACTIVITIES						
Increase (decrease) in cash overdraft	-	-	-	14,556	14,556	(126,189)
Increase in customer deposits, net of refunds	308,375	98,235	-	-	406,610	-
Interest paid on customer deposits	(7,127)	-	-	-	(7,127)	-
Cash received from (paid to) other funds	(713,471)	63,038	-	(32,282)	(682,715)	98,356
Cash paid to component unit	-	-	-	(1,879)	(1,879)	-
Transfers out	-	-	-	1,161,223	1,161,223	-
Net cash provided (used) by noncapital financing activities	(412,223)	161,273	-	1,141,618	890,668	(27,833)
CASH FLOWS FROM CAPITAL AND RELATED FINANCING ACTIVITIES						
Proceeds from issuance of bonds	153,960,000	-	65,100,000	-	219,060,000	-
Premium on issuance of bonds	30,598,063	-	10,327,627	-	40,925,690	-
Principal payments on bonds	(179,675,000)	(3,450,000)	(7,235,000)	-	(190,360,000)	-
Loss on bond refunding	(15,273,090)	-	-	-	(15,273,090)	-
Interest paid	(9,438,459)	(5,982,060)	(2,683,187)	-	(18,103,706)	-
Bond issuance costs	(1,413,174)	-	(738,231)	-	(2,151,405)	-
Federal grants received for capital assets	4,405,451	-	-	-	4,405,451	-
Purchase and construction of capital assets	(39,278,507)	(6,488,340)	(18,567,243)	(56,498)	(64,390,588)	(4,432)
Net cash provided (used) by capital and related financing activities	(56,114,716)	(15,920,400)	46,203,966	(56,498)	(25,887,648)	(4,432)
CASH FLOWS FROM INVESTING ACTIVITIES						
Interest earnings	1,014,815	7,216	136,376	1,198	1,159,605	21,113
Sales (purchases) of investments	28,817,929	-	(717,384)	(346,803)	27,753,742	(1,015,690)
Other	233,994	-	-	-	233,994	-
Net cash provided (used) by investing activities	30,066,738	7,216	(581,008)	(345,605)	29,147,341	(994,577)
Net increase (decrease) in cash and cash equivalents	17,218,942	(5,668,266)	43,605,609	(9,611)	55,146,674	(80,238)
Balances, beginning of the year	34,021,735	14,652,224	37,717,939	53,939	86,445,837	152,729
Balances, end of the year	\$ 51,240,677	\$ 8,983,958	\$ 81,323,548	\$ 44,328	\$ 141,592,511	\$ 72,491

(continued)

LAFAYETTE CITY-PARISH CONSOLIDATED GOVERNMENT
Lafayette, Louisiana

Statement of Cash Flows - Proprietary Funds (Continued)
For the Year Ended October 31, 2013

	Business -Type Activities - Enterprise Funds					Governmental Activities Internal Service Funds
	Utilities System	Communications System	Lafayette Public Power Authority	Other Enterprise Funds	Total	
RECONCILIATION OF OPERATING INCOME LOSS TO NET CASH PROVIDED (USED) BY OPERATING ACTIVITIES						
Operating income (loss)	\$ 20,008,803	\$ (2,469,221)	\$ 4,840,683	\$ (996,410)	\$ 21,383,855	\$ 1,357,601
Adjustments to reconcile operating income (loss) to net cash provided (used) by operating activities:						
Depreciation and amortization	22,713,909	11,330,772	2,154,909	223,282	36,422,872	72,987
Imputed taxes	(1,061,385)	841,691	-	-	(219,694)	-
Provision for bad debts	756,527	623,907	-	23,592	1,404,026	-
Change in assets and liabilities:						
Receivables	(2,102,455)	(599,620)	(35,559)	(59,709)	(2,797,343)	35,579
Due from other governmental agencies	(7,934)	-	-	-	(7,934)	-
Inventories	(394,430)	31,014	(3,735,949)	-	(4,099,365)	(13,450)
Prepaid expenses and clearing accounts	53,942	20,819	-	-	74,761	(18,774)
Accounts payable	(1,015,450)	337,315	(12,941)	60,385	(630,691)	(487,339)
Accrued liabilities	(104,391)	(12,005)	-	-	(116,396)	-
Unearned revenue	(71,250)	-	-	(266)	(71,516)	-
Due to other funds	5,231,979	-	(5,228,492)	-	3,487	-
Compensated absences	(328,722)	(21,027)	-	-	(349,749)	-
Net cash provided (used) by operating activities	<u>\$ 43,679,143</u>	<u>\$ 10,083,645</u>	<u>\$ (2,017,349)</u>	<u>\$ (749,126)</u>	<u>\$ 50,996,313</u>	<u>\$ 946,604</u>
Noncash investing, capital and financing activities:						
Capital assets contributed from other funds	<u>\$ 7,135</u>	<u>\$ -</u>	<u>\$ -</u>	<u>\$ 30,069</u>	<u>\$ 37,204</u>	<u>\$ -</u>
Increase (decrease) in fair value of investments	<u>\$ (399,980)</u>	<u>\$ -</u>	<u>\$ 43,859</u>	<u>\$ 47</u>	<u>\$ (356,074)</u>	<u>\$ 20</u>
Gain (loss) on disposal of capital assets	<u>\$ (192,820)</u>	<u>\$ (132,280)</u>	<u>\$ (2,694)</u>	<u>\$ 6,205</u>	<u>\$ (321,589)</u>	<u>\$ 8,387</u>
Cash and cash equivalents, beginning of period						
Cash - unrestricted	\$ 961,245	\$ 1,232,823	\$ 1,654,766	\$ 53,939	\$ 3,902,773	\$ 152,729
Investments - unrestricted	6,600,000	500,000	14,200,000	-	21,300,000	-
Cash - restricted	1,715,058	1,919,401	8,256,338	-	11,890,797	-
Investments - restricted	138,189,356	11,000,000	22,569,442	-	171,758,798	-
Less: Investments with maturity in excess of 90 days	(113,443,924)	-	(8,962,607)	-	(122,406,531)	-
Total	<u>34,021,735</u>	<u>14,652,224</u>	<u>37,717,939</u>	<u>53,939</u>	<u>86,445,837</u>	<u>152,729</u>
Cash and cash equivalents, end of period						
Cash - unrestricted	606,773	1,189,704	1,007,656	44,328	2,848,461	72,491
Investments - unrestricted	7,000,000	1,000,000	7,000,000	-	15,000,000	-
Cash - restricted	1,511,366	1,194,254	5,396,080	-	8,101,700	-
Investments - restricted	126,095,747	5,600,000	77,643,662	-	209,339,409	-
Less: Investments with maturity in excess of 90 days	(83,973,209)	-	(9,723,850)	-	(93,697,059)	-
Total	<u>51,240,677</u>	<u>8,983,958</u>	<u>81,323,548</u>	<u>44,328</u>	<u>141,592,511</u>	<u>72,491</u>
Net increase (decrease)	<u>\$ 17,218,942</u>	<u>\$ (5,668,266)</u>	<u>\$ 43,605,609</u>	<u>\$ (9,611)</u>	<u>\$ 55,146,674</u>	<u>\$ (80,238)</u>

The accompanying notes are an integral part of the basic financial statements.

LAFAYETTE CITY-PARISH CONSOLIDATED GOVERNMENT
Lafayette, Louisiana

Statement of Fiduciary Net Position
Fiduciary Funds
October 31, 2013

	Metrocode Retirement Fund	Investment Trust Fund	Agency Funds
	<u>Fund</u>	<u>Fund</u>	<u>Funds</u>
ASSETS			
Cash	\$ 3	\$ 459,707	\$ 5,894,406
Investments	-	11,737,888	24,070
Accrued interest receivable	-	12,565	25
Due from other agencies	<u>-</u>	<u>-</u>	<u>132,744</u>
Total assets	<u>3</u>	<u>12,210,160</u>	<u>6,051,245</u>
LIABILITIES			
Accrued liabilities	-	-	3,173,098
Due to other governmental agencies	3	-	1,563,185
Other payables	<u>-</u>	<u>-</u>	<u>1,314,962</u>
Total liabilities	<u>3</u>	<u>-</u>	<u>6,051,245</u>
NET POSITION			
Held in trust for pool participants	<u>\$ -</u>	<u>\$ 12,210,160</u>	<u>\$ -</u>

The accompanying notes are an integral part of the basic financial statements.

LAFAYETTE CITY-PARISH CONSOLIDATED GOVERNMENT
Lafayette, Louisiana

Statement of Changes in Fiduciary Net Position
Fiduciary Funds
For the Year Ended October 31, 2013

	Metrocode Retirement Fund	Investment Trust Fund
	<u> </u>	<u> </u>
ADDITIONS		
Investment income:		
Interest	\$ 6	\$ 17,008
Individual account transactions:		
Participant deposits	-	5,485,400
Transfer from Codes and Permits Special Revenue Fund	<u> 3,086 </u>	<u> -</u>
Total additions	<u> 3,092 </u>	<u> 5,502,408 </u>
DEDUCTIONS		
Net decrease in fair value of investments	-	100
Benefits paid	3,092	-
Distributions to participants	<u> -</u>	<u> 2,199,912 </u>
Total deductions	<u> 3,092 </u>	<u> 2,200,012 </u>
Change in net position held in trust for:		
Pool participants	-	3,302,396
Net position, beginning	<u> -</u>	<u> 8,907,764 </u>
Net position, ending	<u> \$ -</u>	<u> \$12,210,160 </u>

The accompanying notes are an integral part of the basic financial statements.



Lafayette

CONSOLIDATED GOVERNMENT

LAFAYETTE CITY-PARISH CONSOLIDATED GOVERNMENT
Lafayette, Louisiana

Combining Statement of Net Position - All Discretely Presented Component Units
October 31, 2013

	Downtown Development Authority	Criminal Court	Firemen's Pension and Relief Fund	Police Pension and Relief Fund	Cajundome Commission	City Court of Lafayette	Marshal - City Court of Lafayette
ASSETS							
Cash and interest-bearing deposits	\$ 15,981	\$ 100	\$ 15,745	\$ -	\$ 1,305,206	\$ 5,190,784	\$ 237,199
Investments	872,297	-	369,839	-	-	-	-
Accounts receivable, net	-	-	-	-	497,879	-	28,030
Loans receivable	-	-	-	-	-	-	-
Taxes receivable	177,893	-	-	-	-	-	-
Accrued interest receivable	1,245	-	396	-	-	-	-
Due from primary government	-	-	-	1,372	-	-	-
Due from other governmental agencies	210,908	452,026	-	-	1,577,979	64,617	-
Other receivables	15,000	-	-	-	-	-	-
Inventory	-	-	-	-	135,803	-	-
Prepaid items	-	3,943	-	-	-	-	15,514
Deposits	-	-	-	-	7,692	-	-
Restricted assets:							
Cash	-	-	-	-	950,093	-	-
Investments	-	-	-	-	-	-	-
Receivables	-	-	-	-	-	-	-
Other assets	-	-	-	-	-	-	-
Capital assets:							
Non-depreciable	21,000	-	-	-	-	153,848	-
Depreciable, net	55,447	145,159	-	-	-	710,061	157,101
Total assets	<u>\$ 1,369,771</u>	<u>\$ 601,228</u>	<u>\$ 385,980</u>	<u>\$ 1,372</u>	<u>\$ 4,474,652</u>	<u>\$ 6,119,310</u>	<u>\$ 437,844</u>
LIABILITIES AND NET POSITION							
Liabilities:							
Cash overdraft	\$ -	\$ 133,939	\$ -	\$ -	\$ -	\$ -	\$ -
Accounts payable	45,736	16,098	-	-	585,228	40,964	44,645
Accrued liabilities	170,164	151,800	-	1,372	344,576	-	-
Due to primary government	-	154,232	-	-	-	-	-
Due to other governmental agencies	-	-	-	-	-	-	-
Unearned revenue	-	-	-	-	880,683	-	-
Accrued interest payable	-	-	-	-	-	-	-
Deposits	-	-	-	-	-	-	-
Long-term liabilities:							
Portion due or payable within one year	2,106	-	-	-	19,929	-	-
Portion due or payable after one year	6,576	-	-	-	204,480	-	-
Total liabilities	<u>224,582</u>	<u>456,069</u>	<u>-</u>	<u>1,372</u>	<u>2,034,896</u>	<u>40,964</u>	<u>44,645</u>
Net position:							
Net investment in capital assets	76,447	145,159	-	-	-	863,909	157,101
Restricted for:							
Capital projects	-	-	-	-	2,223,236	-	-
Debt service	-	-	-	-	-	-	-
Other purposes	-	-	-	-	-	596,720	-
Unrestricted (deficit)	<u>1,068,742</u>	<u>-</u>	<u>385,980</u>	<u>-</u>	<u>216,520</u>	<u>4,617,717</u>	<u>236,098</u>
Total net position	<u>1,145,189</u>	<u>145,159</u>	<u>385,980</u>	<u>-</u>	<u>2,439,756</u>	<u>6,078,346</u>	<u>393,199</u>
Total liabilities and net position	<u>\$ 1,369,771</u>	<u>\$ 601,228</u>	<u>\$ 385,980</u>	<u>\$ 1,372</u>	<u>\$ 4,474,652</u>	<u>\$ 6,119,310</u>	<u>\$ 437,844</u>

The accompanying notes are an integral part of the basic financial statements.

Lafayette Regional Airport	Lafayette Parish Waterworks District North	Lafayette Parish Waterworks District South	Lafayette Public Trust Financing Authority	District Attorney of the 15th Judicial District	Lafayette Parish Bayou Vermilion District	Lafayette Parish Communication District	Total
\$ 15,977,690	\$ 1,998,749	\$ 1,954,274	\$ 6,981,005	\$ 2,902,466	\$ 2,462,324	\$ 11,091,403	\$ 50,132,926
-	-	-	15,096,003	-	-	-	16,338,139
398,289	330,257	196,145	-	539,877	12,018	-	2,002,495
-	-	-	6,171,947	-	-	-	6,171,947
908,683	-	-	-	-	-	284,966	1,371,542
-	-	-	91,957	-	-	-	93,598
-	-	-	-	-	-	71,816	73,188
3,931,172	-	-	371,808	-	1,340,921	36,841	7,986,272
-	-	-	-	-	-	-	15,000
-	-	44,113	-	-	38,670	-	218,586
300,844	23,542	2,433	3,553	3,195	-	25,678	378,702
-	-	-	-	-	-	-	7,692
114,553	1,837,854	707,008	372,436	-	-	-	3,981,944
-	-	-	20,708,601	-	-	-	20,708,601
-	-	-	44,820	-	-	-	44,820
-	-	27,997	1,310,493	-	-	-	1,338,490
28,040,494	21,905	152,965	427,843	-	328,505	-	29,146,560
68,186,790	6,866,523	6,783,804	-	38,621	2,595,679	5,272,981	90,812,166
<u>\$ 117,858,515</u>	<u>\$ 11,078,830</u>	<u>\$ 9,868,739</u>	<u>\$ 51,580,466</u>	<u>\$ 3,484,159</u>	<u>\$ 6,778,117</u>	<u>\$ 16,783,685</u>	<u>\$ 230,822,668</u>
\$ -	\$ -	\$ -	\$ -	\$ -	\$ -	\$ 39,508	\$ 173,447
3,158,475	29,707	66,413	17,789	601,933	14,609	30,236	4,651,833
45,598	11,608	5,724	-	-	35,341	68,170	834,353
-	-	-	-	-	-	25,382	179,614
-	-	-	-	-	4,507	-	4,507
231,209	-	-	-	-	1,350,961	50,608	2,513,461
-	47,535	9,725	84,409	-	18,006	-	159,675
53,419	9,462	38,290	-	-	-	-	101,171
-	247,127	340,000	7,261,000	-	90,000	-	7,960,162
70,248	4,787,307	3,937,000	12,210,825	-	1,345,000	64,648	22,626,084
<u>3,558,949</u>	<u>5,132,746</u>	<u>4,397,152</u>	<u>19,574,023</u>	<u>601,933</u>	<u>2,858,424</u>	<u>278,552</u>	<u>39,204,307</u>
96,227,284	2,101,121	4,169,245	372,536	38,621	2,459,355	5,272,981	111,883,759
114,553	-	-	-	-	-	-	2,337,789
-	1,389,993	707,008	1,747,187	-	1,085,789	-	4,929,977
-	-	-	-	-	-	-	596,720
17,957,729	2,454,970	595,334	29,886,720	2,843,605	374,549	11,232,152	71,870,116
114,299,566	5,946,084	5,471,587	32,006,443	2,882,226	3,919,693	16,505,133	191,618,361
<u>\$ 117,858,515</u>	<u>\$ 11,078,830</u>	<u>\$ 9,868,739</u>	<u>\$ 51,580,466</u>	<u>\$ 3,484,159</u>	<u>\$ 6,778,117</u>	<u>\$ 16,783,685</u>	<u>\$ 230,822,668</u>

LAFAYETTE CITY-PARISH CONSOLIDATED GOVERNMENT
Lafayette, Louisiana

Combining Statement of Activities - All Discretely Presented Component Units
For the Year Ended October 31, 2013

	Downtown Development Authority	Criminal Court	Firemen's Pension and Relief Fund	Police Pension and Relief Fund	Cajundome Commission	City Court of Lafayette	Marshal - City Court of Lafayette
Expenses	<u>\$ 443,580</u>	<u>\$4,488,859</u>	<u>\$ 278,548</u>	<u>\$ 269,905</u>	<u>\$ 11,961,798</u>	<u>\$2,603,686</u>	<u>\$572,005</u>
Program revenues:							
Charges for services	-	718,866	-	-	9,123,245	701,160	324,437
Operating grants and contributions	84,374	3,858,213	-	269,905	531,573	2,100,730	-
Capital grants and contributions	-	17,099	-	-	100,000	-	-
Total program revenues	<u>84,374</u>	<u>4,594,178</u>	<u>-</u>	<u>269,905</u>	<u>9,754,818</u>	<u>2,801,890</u>	<u>324,437</u>
Net program revenues (expenses)	<u>(359,206)</u>	<u>105,319</u>	<u>(278,548)</u>	<u>-</u>	<u>(2,206,980)</u>	<u>198,204</u>	<u>(247,568)</u>
General revenues:							
Taxes-							
Property	386,722	-	-	-	-	-	-
Hotel/motel	-	-	-	-	2,718,203	-	-
Grants and contributions not restricted to specific programs	-	-	-	-	-	-	-
Investment earnings	2,270	-	745	-	20,890	5,686	184
Gain (loss) on disposal of capital assets	-	(5,815)	-	-	-	-	-
Miscellaneous	297	-	-	-	128,751	-	-
Total general revenues	<u>389,289</u>	<u>(5,815)</u>	<u>745</u>	<u>-</u>	<u>2,867,844</u>	<u>5,686</u>	<u>184</u>
Change in net position	30,083	99,504	(277,803)	-	660,864	203,890	(247,384)
Net position, beginning , as restated	<u>1,115,106</u>	<u>45,655</u>	<u>663,783</u>	<u>-</u>	<u>1,778,892</u>	<u>5,874,456</u>	<u>640,583</u>
Net position, ending	<u>\$1,145,189</u>	<u>\$ 145,159</u>	<u>\$ 385,980</u>	<u>\$ -</u>	<u>\$ 2,439,756</u>	<u>\$6,078,346</u>	<u>\$393,199</u>

The accompanying notes are an integral part of the basic financial statements.

<u>Lafayette Regional Airport</u>	<u>Lafayette Parish Waterworks District North</u>	<u>Lafayette Parish Waterworks District South</u>	<u>Lafayette Public Trust Financing Authority</u>	<u>District Attorney of the 15th Judicial District</u>	<u>Lafayette Parish Bayou Vermilion District</u>	<u>Lafayette Parish Communication District</u>	<u>Total</u>
<u>\$ 11,304,857</u>	<u>\$ 3,282,784</u>	<u>\$ 1,413,529</u>	<u>\$ 3,498,420</u>	<u>\$ 3,637,107</u>	<u>\$ 2,550,738</u>	<u>\$ 3,515,557</u>	<u>\$ 49,821,373</u>
8,240,502	3,625,459	1,680,534	252,083	2,626,604	1,006,875	3,363,586	31,663,351
115,338	-	-	-	1,037,825	45,178	381,379	8,424,515
9,728,977	-	38,355	307,808	-	-	252,469	10,444,708
<u>18,084,817</u>	<u>3,625,459</u>	<u>1,718,889</u>	<u>559,891</u>	<u>3,664,429</u>	<u>1,052,053</u>	<u>3,997,434</u>	<u>50,532,574</u>
<u>6,779,960</u>	<u>342,675</u>	<u>305,360</u>	<u>(2,938,529)</u>	<u>27,322</u>	<u>(1,498,685)</u>	<u>481,877</u>	<u>711,201</u>
2,888,589	-	-	-	-	1,388,730	-	4,664,041
-	-	-	-	-	-	-	2,718,203
47,123	-	-	-	-	-	-	47,123
43,564	2,331	3,554	2,181,038	11,047	16,469	14,891	2,302,669
-	3,870	-	-	-	-	(1,340)	(3,285)
-	1,425	14,264	1,323,950	-	23,786	19,241	1,511,714
<u>2,979,276</u>	<u>7,626</u>	<u>17,818</u>	<u>3,504,988</u>	<u>11,047</u>	<u>1,428,985</u>	<u>32,792</u>	<u>11,240,465</u>
9,759,236	350,301	323,178	566,459	38,369	(69,700)	514,669	11,951,666
<u>104,540,330</u>	<u>5,595,783</u>	<u>5,148,409</u>	<u>31,439,984</u>	<u>2,843,857</u>	<u>3,989,393</u>	<u>15,990,464</u>	<u>179,666,695</u>
<u>\$ 114,299,566</u>	<u>\$ 5,946,084</u>	<u>\$ 5,471,587</u>	<u>\$ 32,006,443</u>	<u>\$ 2,882,226</u>	<u>\$ 3,919,693</u>	<u>\$ 16,505,133</u>	<u>\$ 191,618,361</u>

LAFAYETTE CITY-PARISH CONSOLIDATED GOVERNMENT
Lafayette, Louisiana

Notes to the Basic Financial Statements

(1) Summary of Significant Accounting Policies

The financial statements of the Lafayette City-Parish Consolidated Government (the “Government”) are prepared in accordance with generally accepted accounting principles (GAAP). The Governmental Accounting Standards Board (GASB) is responsible for establishing GAAP for state and local governments through its pronouncements (Statements and Interpretations). Governments are also required to follow the pronouncements of the Financial Accounting Standards Board (FASB) issued through November 30, 1989 (when applicable) that do not conflict with or contradict GASB pronouncements for both the business-type activities and proprietary fund financial statements. Although the Government has the option to apply FASB pronouncements issued after that date, they have chosen not to do so. The more significant of the Government’s accounting policies are described below.

A. Reporting Entity

The financial reporting entity consists of (a) the primary government, (b) organizations for which the primary government is financially accountable, and (c) other organizations for which the primary government is not accountable, but for which the nature and significance of their relationship with the primary government are such that exclusion would cause the reporting entity’s financial statements to be misleading or incomplete.

Primary Government -

The Government operates under an elected President-Council (nine members) administrative-legislative form of government. The Government’s operations include police and fire protection, public transportation (a Government-owned bus system), streets and drainage, parks and recreation, certain social services (including urban redevelopment and housing) and general administration services. The Government owns and operates four enterprise activities: a utilities system which generates and distributes electricity and provides water and sewer services; a fiber optic network which provides telephone, cable TV and internet services; an environmental services fund which provides residential waste collection; and an animal control shelter which provides a parish-wide animal control program.

Component Units -

Section 2100 of the 2011 Governmental Accounting Standards Board (GASB) *Codification of Governmental Accounting and Financial Reporting Standards*, “Defining the Financial Reporting Entity” establishes criteria for determining which entities should be considered a component unit and, as such, part of the reporting entity for financial reporting purposes. The basic criteria are as follows:

1. Legal status of the potential component unit including the right to incur its own debt, levy its own taxes and charges, expropriate property in its own name, sue and be sued, and the right to buy, sell and lease property in its own name.
2. Whether the primary government’s governing authority (City-Parish Council or City-Parish President) appoints a majority of board members of the potential component unit and is able to impose its will on the potential component unit or the potential component unit is fiscally dependent on the primary government.
3. Financial benefit/burden relationship between the primary government and the potential component unit.

LAFAYETTE CITY-PARISH CONSOLIDATED GOVERNMENT
Lafayette, Louisiana

Notes to the Basic Financial Statements (Continued)

4. The nature and significance of the relationship between the potential component unit with the primary government are such that exclusion would cause the reporting entity's financial statements to be misleading.

Based on these criteria, the Government includes the component units detailed below in the financial reporting entity.

Blended Component Unit -

Lafayette Public Power Authority (LPPA) - LPPA was created by the Louisiana Legislature for the purpose of acquiring electric generating facilities in conjunction with other governmental entities or private enterprises. LPPA owns 50% of a coal-fired generating plant in Boyce, Louisiana (other owners: Cleco - 30%; Louisiana Energy and Power Authority - 20%). All energy produced from LPPA's share of the facility is sold to the Government. The Lafayette Public Utilities Authority (LPUA) is LPPA's governing authority and is comprised of City-Parish council members whose council district includes sixty percent (60%) or more of persons residing in the City of Lafayette and the Government's Director of Utilities is its Managing Director. Although it is legally separate from the Government, LPPA is reported as if it were part of the primary government because its governing body is composed of much of the governing body of the Government and all of the energy generated is sold to the Government's Utilities System.

Discretely Presented Component Units -

Downtown Development Authority - The Downtown Development Authority was created by the Louisiana Legislature to implement various plans to aid and encourage both private and public development of the Lafayette Centre Development District. The Council appoints the seven members of the Authority, and the Council must also approve any development plans of the Authority. Funding is provided by an ad valorem tax. The tax began in 1993 and renewed for a period of 15 years in 2008. The Authority's fiscal year end is December 31.

Fifteenth Judicial District Criminal Court - The Fifteenth Judicial District Court is composed of eleven judges elected from the parishes of Acadia, Vermilion and Lafayette. The Government's Council approves their operating budget and has responsibility for funding any deficits. In addition, one-half of any excess funds goes to the Government's General Fund.

Firemen's Pension and Relief Fund and Police Pension and Relief Fund - These entities were created by the Louisiana Legislature to provide retirement and disability benefits to the firemen and policemen of the City of Lafayette. During a prior fiscal year, each merged with its respective statewide system. The funds will continue to exist until all assets have been liquidated.

Cajundome Commission - The Commission was created in 1987 by an intergovernmental agreement between the City of Lafayette and the University of Louisiana - Lafayette, and is responsible for overseeing the operations of the Cajundome, a multi-purpose civic center. Three of the five members of the Commission are appointed by the Government, and the Government makes an annual contribution toward the operating and capital costs of the Cajundome.

City Court of Lafayette and Marshal-City Court of Lafayette - The day to day operations of City Court of Lafayette and the Marshal are funded through the Government's General Fund. In addition, the activities of the Court and the Marshal are primarily for City residents.

LAFAYETTE CITY-PARISH CONSOLIDATED GOVERNMENT
Lafayette, Louisiana

Notes to the Basic Financial Statements (Continued)

Lafayette Regional Airport - Lafayette Regional Airport is a municipally owned, non-hub airport located on U.S. Highway 90 East in the City of Lafayette. The Airport provides passenger service through three regional carriers. The major source of revenue for the Airport is rentals on buildings, hangars, land, and terminal space. The Airport is governed by a seven member, non-elected commission. Five members are appointed by the Government, one member is appointed by the Parish President, and one member is appointed by the mayors of the various municipalities surrounding Lafayette. The Airport's fiscal year end is December 31.

Lafayette Parish Waterworks District North - The Lafayette Parish Waterworks District North was created under the provisions of Louisiana Revised Statutes 33:3811, for the purpose of providing potable drinking water to the rural areas of Lafayette Parish. The District is governed by a board of commissioners composed of nine members appointed by the Government. Each board of commissioners serves a four year term and cannot serve more than 12 years. The District's fiscal year end is December 31.

Lafayette Parish Waterworks District South - The Lafayette Parish Waterworks District South was issued a charter by the State of Louisiana and a franchise from the Parish of Lafayette on October 10, 1974. The District's purpose is to provide a water system for the southern district of Lafayette Parish. The Government's Council appoints the governing body of the District. The District's fiscal year end is August 31.

Lafayette Public Trust Financing Authority (LPTFA) - LPTFA was formed as a public trust on January 16, 1979 pursuant to Chapter 2-A of Title 9 of the Louisiana revised statutes. The beneficiary of the trust is the City of Lafayette. LPTFA was created to provide financing to low and moderate income families within the Parish of Lafayette. The governing body of LPTFA is comprised of a board of five trustees appointed by the Government's Council. LPTFA's fiscal year is April 1 through March 31.

District Attorney of the 15th Judicial District - As provided by Article V, Section 26 of the Louisiana Constitution of 1974, the District Attorney of the 15th Judicial District, Parishes of Acadia, Lafayette and Vermilion, Louisiana has charge of every criminal prosecution by the State in his district, is the representative of the State before the grand jury in his district, and is the legal advisor to the grand jury. He performs other duties as provided by law. The District Attorney is elected by the qualified electors of the judicial district for a term of six years. The District Attorney is fiscally dependent on the Government since the District Attorney's offices are located in the Parish Courthouse, the upkeep and maintenance of the Courthouse is paid by the Government and in addition, the Government pays salaries and certain operating expenditures of the District Attorney. The District Attorney's fiscal year end is December 31.

Lafayette Parish Bayou Vermilion District - Lafayette Parish Bayou Vermilion District is a corporate body created under Chapter 32 of Title 33 of the Louisiana Revised Statutes of 1950, comprised of R.S. 33:9201 through 33:9210. The District is governed by a Board of Commissioners composed of nine members. Two members are appointed by the chief executive officers of the incorporated municipalities of Lafayette Parish other than the City of Lafayette; two members are appointed by the chief executive officer of the Government; and five members, one of whom shall be a black citizen, shall be appointed by the governing authority of the City of Lafayette; one member shall be appointed by the chief executive officer of Lafayette Parish; and two members shall be appointed by the governing authority of the Government.

LAFAYETTE CITY-PARISH CONSOLIDATED GOVERNMENT
Lafayette, Louisiana

Notes to the Basic Financial Statements (Continued)

The District's purpose is that of improving the water quality and the aesthetics of the Bayou Vermilion within the Parish of Lafayette in an effort to promote the bayou as a recreational and cultural asset, to create and control a new type of viable economic development adjacent to Bayou Vermilion so as to provide a diversified economic base for the City and Parish of Lafayette, and to do any and all other acts which would enhance the general condition of Bayou Vermilion. The District's fiscal year end is December 31.

Lafayette Parish Communication District - The Lafayette Parish Communication District consists of the "911" Fund, the Office of Homeland Security and Emergency Preparedness Fund, and The Communication System Management Fund. The "911" Fund was created by House Bill No. 480, Act No. 788 and signed into law July 18, 1979 for the purpose of establishing a local emergency telephone response service for Lafayette Parish. The Office of Homeland Security and Emergency Preparedness Fund (OHSEP) was consolidated with the Lafayette Parish Communication District on November 1, 1984. Funding for OHSEP is provided by the State of Louisiana Office of Homeland Security and Emergency Preparedness and the Government. Any revenues in excess of expenditures are refunded proportionately to the City and Parish of Lafayette at the end of each fiscal year. The Communication System Management Fund (CSMF) was established on November 1, 1986 to administer the City of Lafayette's 800 Megahertz Radio System. CSMF charges the Lafayette Utilities System and surrounding communities a rental fee for radio tower usage. The City of Lafayette reimburses CSMF for excess expenditures over revenues received from tower rentals.

Complete financial statements of the above component units that issue separate financial statements can be obtained at the office of the Legislative Auditor of the State of Louisiana, 1600 North 3rd, Baton Rouge, Louisiana 70802.

Related Organizations

The Government is responsible for appointing members of the boards of other organizations, but the Government's accountability for these organizations do not extend beyond making the appointments. The following agencies are related organizations to the Government. Each organization's financial statements, for those that issue financial statements, can be obtained at their respective administrative offices listed as follows:

Industrial Development Board
(no financial statements)

Housing Authority of Lafayette
115 Kattie Drive
Lafayette, Louisiana 70501

Lafayette Parish Conventions and Visitors Commission
Post Office Box 52066
Lafayette, Louisiana 70505

Lafayette City/Parish Recreation Advisory Commission
(no financial statement)

Lafayette Crime Prevention Advisory Commission
(no financial statement)

Planning and Zoning Commission
(no financial statements)

LAFAYETTE CITY-PARISH CONSOLIDATED GOVERNMENT
Lafayette, Louisiana

Notes to the Basic Financial Statements (Continued)

Joint Ventures

The Government, in conjunction with the Lafayette Parish Sheriff's Office, has entered into an agreement to create the Lafayette Metro Narcotics Task Force (Task Force). The Task Force is solely responsible for the operations of its office. Other than certain operating expenditures that are paid or provided by the members of the joint powers agreement, the Task Force is financially independent. For 2013, the Government's operating appropriation was \$38,028. The Task Force's financial statements can be obtained at the following:

Lafayette Metro Narcotics Task Force
Post Office Box 60309
Lafayette, Louisiana 70596-0309

The Acadiana Criminalistics Laboratory Commission (Acadiana Crime Lab) was created by State statute and is comprised of a 21 member board of commissioners, for which the Government has one appointment. The Acadiana Crime Lab is financed primarily through court costs with any deficit allocated on a pro rata basis to each participating Parish. For 2013, the Government did not have an operating appropriation. The Acadiana Crime Lab's financial statements can be obtained at the following:

Acadiana Criminalistics Laboratory Commission
5004 West Admiral Doyle
New Iberia, Louisiana 70560

Jointly Governed Organization

The Government is responsible for appointing one member of the Teche-Vermilion Fresh Water District. This appointment represents less than a voting majority of this respective board. There is no ongoing financial interest or ongoing financial responsibility for this organization.

B. Basis of Presentation

The Government's basic financial statements consist of the government-wide statements on all of the non-fiduciary activities of the primary government and its component units and the fund financial statements (individual major fund and combined nonmajor fund). The statements are prepared in accordance with accounting principles generally accepted in the United States of America as applied to governmental units.

Government-Wide Financial Statements - (GWFS)

The government-wide financial statements include the statement of net position and the statement of activities for all non-fiduciary activities of the primary government and the total for its component units. As a general rule, the effect of interfund activity has been removed from these statements. Exceptions to the general rule are payments between the enterprise funds and other various functions of government for charges such as electric fees and contributions between the primary government and its component units which are reported as external transactions. These statements distinguish between the governmental and business-type activities of the Government. Governmental activities generally are financed through taxes, intergovernmental revenues and other nonexchange transactions. Business-type activities are financed in whole or in part by fees charged to external parties. The primary government is reported separately from the legally separate component units as detailed in the previous section.

LAFAYETTE CITY-PARISH CONSOLIDATED GOVERNMENT
Lafayette, Louisiana

Notes to the Basic Financial Statements (Continued)

In the government-wide statement of net position, both the governmental and business-type activities columns (a) are presented on a consolidated basis by column, (b) and are reported on a full accrual, economic resource basis, which recognizes all long-term assets and receivables as well as long-term debt and obligations. The Government's net position is reported in three parts – net investment in capital assets, restricted net position; and unrestricted net position. The Government's policy is to first apply restricted resources when an expense is incurred for purposes for which both restricted and unrestricted net position are available.

The government-wide statement of activities reports both the gross and net cost of each of the Government's functions and business-type activities. The functions are also supported by general government revenues (property, sales and use taxes, certain intergovernmental revenues, etc.). The statement of activities reduces gross expenses (including depreciation) by related program revenues, operating and capital grants. Program revenues must be directly associated with the function or a business-type activity. Operating grants include operating-specific and discretionary (either operating or capital) grants while the capital grants column reflects capital-specific grants. The net cost (by function or business-type activity) is normally covered by general revenue (property, sales taxes, intergovernmental revenues, interest income, etc.).

The Government does not allocate indirect costs. An administrative service fee is charged by the General Fund to the other operating funds to recover the direct costs of services provided (finance, personnel, purchasing, etc.). This fee is eliminated by reducing the revenue and the expense in the General Fund because the expense is considered a direct expense of the program to which it was charged.

The government-wide focus is more on the sustainability of the Government as an entity and the change in the Government's net position resulting from the current year's activities.

Fund Financial Statements - (FFS)

The fund financial statements provide information about the Government's funds, including its fiduciary funds and blended component units. Separate statements for each fund category - governmental, proprietary, and fiduciary - are presented. The emphasis of fund financial statements is on major governmental and enterprise funds, each displayed in a separate column. All remaining governmental and enterprise funds are aggregated and reported as nonmajor funds.

Proprietary fund operating revenues, such as charges for services, result from exchange transactions associated with the principal activity of the fund. Exchange transactions are those in which each party receives and gives up essentially equal values. Nonoperating revenues, such as subsidies and investment earnings, result from nonexchange transactions or ancillary activities.

The Government reports the following major governmental funds:

General Fund -

This is the Government's primary operating fund. It accounts for all financial resources of the general government, except those required to be accounted for in another fund. The Government is required to maintain two separate general funds as follows: 1) City General Fund which accounts for resources used to finance the legally defined services of the City government; and 2) Parish General Fund which accounts for resources used to finance the legally defined services of the Parish government.

LAFAYETTE CITY-PARISH CONSOLIDATED GOVERNMENT
Lafayette, Louisiana

Notes to the Basic Financial Statements (Continued)

Sales Tax Capital Improvements Fund -

This fund accounts for the portion of proceeds derived from the City's sales and use tax that is dedicated for capital improvements.

The Government reports the following major enterprise funds:

Utilities System Fund -

This fund accounts for the provision of electric, water and sewer services to the residents of the City and some residents of the Parish. All activities necessary to provide such services are accounted for in this fund, including, but not limited to, administration, operations, maintenance, financing and related debt service, and billing and collections.

Communications System Fund -

This fund accounts for the provision of wholesale fiber bandwidth to retail companies for resale and the provision of telephone, cable TV and internet services to residents of the City. All activities necessary to provide such services are accounted for in this fund, including, but not limited to, administration, operations, maintenance, financing and related debt service, and billing and collections.

Lafayette Public Power Authority (LPPA) -

This fund accounts for the operations of a coal-fired electric generation plant in Boyce, Louisiana, and the sale of energy produced to the Government. LPPA owns 50% of the total plant and accounts for 50% of total costs. The City has agreed to purchase all electric power from the LPPA under the terms of a power sales contract. All activities necessary to provide such services are accounted for in the LPPA, which is a component unit of the Government.

In addition, the Government reports the following:

Internal Service Funds -

These funds account for vehicle and transportation services, printing services, and self-insurance including medical insurance coverage provided to other departments on a cost reimbursement basis.

Metrocode Retirement Fund -

This fund accounts for monies accumulated to provide supplemental retirement benefits to two employees so that benefits to all former Metrocode employees are equitable upon retirement.

Investment Trust Fund -

This fund accounts for the external portion of the investment pool operated by the Government.

LAFAYETTE CITY-PARISH CONSOLIDATED GOVERNMENT
Lafayette, Louisiana

Notes to the Basic Financial Statements (Continued)

Agency Funds -

These funds account for assets held by the Government to cover estimated court costs in connection with criminal and civil suits and on behalf of other funds within the Government.

The emphasis in fund financial statements is on the major funds in either the governmental or business-type activities categories. Nonmajor funds by category are summarized into a single column. GASB No. 34 sets forth minimum criteria (percentage of assets, liabilities, revenues or expenditures/expenses of either fund category or the governmental and enterprise combined) for the determination of major funds.

The Government's internal service funds are presented in the proprietary funds financial statements. Because the principal users of the internal services are the Government's governmental activities, the financial statements of the internal services funds are consolidated into the governmental column when presented in the government-wide financial statements. To the extent possible, the cost of these services is reported in the appropriate functional activity.

The Government's fiduciary funds are presented in the fiduciary fund financial statements by type. Since by definition these assets are being held for the benefit of a third party and cannot be used to address activities or obligations of the Government, these funds are not incorporated into the government-wide statements.

C. Basis of Accounting

Government-wide, proprietary and fiduciary fund financial statements -

The government-wide, proprietary and fiduciary fund financial statements are reported using the economic resources measurement focus and the accrual basis of accounting. Revenues are recorded when earned and expenses are recorded when a liability is incurred, regardless of the timing of related cash flows. Nonexchange transactions, in which the Government gives (or receives) value without directly receiving (or giving) equal value in exchange, include property taxes, grants, entitlements and donations. On an accrual basis, property taxes are recognized in the year for which the taxes are levied. Revenue from grants, entitlements and donations is recognized in the fiscal year in which all eligibility requirements have been satisfied.

Governmental fund financial statements -

Governmental funds are reported using the current financial resources measurement focus and the modified accrual basis of accounting. Under this method, revenues are recognized when susceptible to accrual (i.e., when they become both measurable and available). "Measurable" means the amount of the transaction can be determined and "available" means collectible within the current period or soon enough thereafter to be used to pay liabilities of the current period. Sales taxes are considered "measurable" when in the hands of the Sales Tax Collector and are recognized as revenue at that time. Ad valorem taxes are recognized as revenue in the year for which budgeted, that is, in the year in which such taxes are billed and collected. Revenue from grants, entitlements and donations is recognized in the fiscal year in which all eligibility requirements have been satisfied. All other receivables collected within 60 days after year-end are considered available and recognized as revenue of the current year.

LAFAYETTE CITY-PARISH CONSOLIDATED GOVERNMENT
Lafayette, Louisiana

Notes to the Basic Financial Statements (Continued)

Expenditures are recorded when the related fund liability is incurred, except for principal and interest on general long-term debt, claims and judgments and compensated absences, which are recognized to the extent they have matured. General capital asset acquisitions are reported as expenditures in governmental funds. Proceeds of general long-term debt and acquisitions under capital leases are reported as other financing sources. Except for miscellaneous supplies warehoused at central locations and issued to operating departments as needed, purchases of various operating supplies are regarded as expenditures at the time purchased.

D. Assets, Deferred Outflows, Liabilities, Deferred Inflows and Equity

Cash and Cash Equivalents

Cash includes amounts in demand deposits and on hand. For purposes of statements of cash flows, highly liquid investments (including restricted assets) with an original maturity of three months or less are considered to be cash equivalents.

The cash balances of substantially all funds and of other legally separate entities are pooled and invested by the Government for the purpose of increasing earnings through investment activities. The purpose of this consolidated account is to reduce administrative costs and provide a single cash balance available for the maximization of investment earnings. Each participating fund shares in the investment earnings according to its average cash and investment balance. The individual funds' portion of the pool's assets are presented as "Cash, Investments and Accrued Interest," as applicable based on its percentage of the total of each item. The balances related to component units are reported in the Investment Trust Fund. In addition, separate bank accounts have been established for certain restricted funds as required by bond indentures for related bond issues.

Investments

Under state law the Government may deposit funds with a fiscal agent organized under the laws of the State of Louisiana, the laws of any other state in the union, or the laws of the United States. The Government may invest in United States bonds, treasury notes and bills, government backed agency securities, or certificates and time deposits of state banks organized under Louisiana law and national banks having principal offices in Louisiana. In addition, local governments in Louisiana are authorized to invest in the Louisiana Asset Management Pool (LAMP), a nonprofit corporation formed by the State Treasurer and organized under the laws of the State of Louisiana, which operates a local government investment pool.

In accordance with professional standards, investments meeting the criteria specified in the standards are stated at fair value, which is either a quoted market price or the best estimate available. Investments which do not meet the requirements are stated at cost. These investments include overnight repurchase agreements and amounts invested in LAMP.

Receivables

In the government-wide statements, receivables consist of all revenues earned at year-end and not yet received. Major receivable balances for the governmental funds include sales and use taxes, federal and state grants.

LAFAYETTE CITY-PARISH CONSOLIDATED GOVERNMENT
Lafayette, Louisiana

Notes to the Basic Financial Statements (Continued)

Accounts receivable for the Utilities System Fund, Communications System Fund, and the Environmental Services Disposal Fund are reported net of an allowance. The allowance amount at October 31, 2013 was \$1,282,193, \$56,859, and \$183,786, respectively.

Loans receivable in governmental funds consist of rehabilitation, first-time homebuyers loans, etc., that are generally not expected or scheduled to be collected in the subsequent year. These are reported net of allowances. The allowance amounts are reflected on the face of the financial statement, as applicable.

Interfund Receivables and Payables

Short-term cash borrowings between funds are considered temporary in nature. These amounts are reported as “due to/from other funds.” Any residual balances outstanding between the governmental activities and business-type activities are reported in the government-wide financial statements as “internal balances.”

Inventories and Prepaid Items

Miscellaneous supplies warehoused at central locations are stated at cost (moving average). Building materials stockpiled for the Government’s housing rehabilitation program, which supplies are eligible for grant reimbursement only when actually used in a project, are stated at cost (moving average).

Inventories, other than fuel oil, held by the Utilities System Fund and the Internal Service Funds are stated at cost (moving average). Fuel oil inventory in the Utilities System Fund is stated at the lower of cost or market. Coal inventory held by LPPA is stated at the lower of cost or market as determined by the average cost method.

Governmental fund type inventories are recorded under the consumption method in the fund financial statements. Appropriate allowances have been recorded for obsolete items. Certain payments to vendors reflect costs applicable to future accounting periods and are recorded as prepaid items.

Bond Discounts Issuance Costs and Start-up Costs

In governmental funds, bond discounts and issuance costs are recognized in the current period. In proprietary funds (and for governmental funds, in the government-wide statements), bond discounts/premiums, issuance costs, and gains or losses on refundings are deferred and amortized over the terms of the bonds to which they apply. Also included in assets of the proprietary funds are start-up costs of the Communications System (as defined by applicable professional standards). These costs will be recovered by future rates of the Communications System and will be amortized over their cost recovery period.

Restricted Assets

Certain resources of the Utilities System Fund, Communications System Fund and LPPA are classified as restricted assets on the statement of net position because their use is limited by bond ordinances or for self-insurance purposes, or because they represent customers’ deposits being held.

LAFAYETTE CITY-PARISH CONSOLIDATED GOVERNMENT
Lafayette, Louisiana

Notes to the Basic Financial Statements (Continued)

Capital Assets

The accounting treatment over property, plant, and equipment (capital assets) depends on whether the assets are used in governmental fund operations or proprietary fund operations and whether they are reported in the government-wide or fund financial statements. The Government maintains a threshold level of \$1,000 or more for capitalizing fixed assets.

Government-Wide Financial Statements -

In the government-wide financial statements, all governmental capital assets of City of Lafayette, Lafayette Parish Government subsequent to 1979, and Lafayette Consolidated Government are valued at cost where historical records are available and at estimated historical cost where historical records cannot be located. Donated assets are valued at their estimated fair market value as of the date received. All capital assets of Lafayette Parish Government which were purchased prior to 1980 are valued at estimate historical cost with the exception of buildings. Buildings have been recorded at insured values in effect in 1980. This basis is not in accordance with generally accepted accounting principles which require that such assets be recorded at cost or estimated historical cost. The potential differences resulting from the use of insured values as opposed to cost have been determined to be insignificant to the Lafayette Consolidated Government. Prior to November 1, 2001, governmental funds' infrastructure assets were not capitalized.

Capital assets in the Utilities System Fund were initially recorded on November 1, 1949 at values assigned by a survey and analysis conducted by the City's consulting engineers. Capital assets acquired since the original capitalization and all other proprietary fund capital assets are valued at historical cost.

Depreciation of all exhaustible capital assets is recorded as an allocated expense in the statement of activities, with accumulated depreciation reflected in the statement of net assets. Depreciation is provided over the assets' estimated useful lives using the straight-line method of depreciation. The range of estimated useful lives by type of asset is as follows:

	Years
Buildings and improvements	8 - 40
Equipment (vehicles and movables)	3 - 20
Infrastructure	25 - 40
Utility plant and equipment	5 - 100
Acquisition adjustments	8 - 9

The costs of normal maintenance and repairs that do not add to the value of the asset or materially extend asset lives are not capitalized.

Fund Financial Statements –

In the fund financial statements, capital assets used in governmental fund operations are accounted for as capital outlay expenditures of the governmental fund upon acquisition. Capital assets used in proprietary fund operations are accounted for the same as in the government-wide statements.

LAFAYETTE CITY-PARISH CONSOLIDATED GOVERNMENT
Lafayette, Louisiana

Notes to the Basic Financial Statements (Continued)

The Government capitalizes interest cost during the construction phase of major capital projects of proprietary funds. The amount of interest cost capitalized on major capital projects acquired or constructed with proceeds of restricted tax exempt debt includes all interest cost of the borrowing less any interest earned on related interest-bearing investments purchased with proceeds of the related borrowings from the date of the borrowing until the assets are placed in service. Total interest incurred for the year ended October 31, 2013 for the proprietary funds and business-type activities was \$22,312,982. Of this amount, \$18,946,548 was charged to expense while the remaining \$3,062,746 and \$303,688 was capitalized as part of construction in the Utilities Systems Fund and the Communications System fund, respectively.

Total interest incurred for the year ended October 31, 2013 for the governmental funds was \$19,888,921 and for governmental activities was \$19,316,705. The total amount for both the governmental funds and the governmental activities was expensed.

Deferred Outflows of Resources and Deferred Inflows of Resources

In some instances, the GASB requires an entity to delay recognition of decreases in net position as expenditures until a future period. In other instances, entities are required to delay recognition of increases in net position as revenues until a future period. In these circumstances, deferred outflows of resources and deferred inflows of resources result from the delayed recognition of expenditures or revenues, respectively. There were no deferred outflows of resources and deferred inflows of resources as of October 31, 2013.

Compensated Absences

Employees earn vacation pay in varying amounts ranging from eight hours per month to 16 hours per month, depending upon length of service. At the end of each year, annual leave may be carried forward provided the amount carried forward does not exceed an employee's annual earning rate at the time. Unused annual leave (in excess of what can be carried forward) is credited to the employee's sick leave balance. Subject to the above limitation, unused vacation is paid to an employee upon retirement or resignation at hourly rates being earned at separation.

Sick leave is accumulated at the rate of 12 days per year, and any unused sick leave may be carried forward without limitation. No sick leave is paid upon resignation. Employees separated due to retirement or deaths are paid for all accumulated sick leave at the hourly rates being earned by that employee at separation.

In the government-wide and proprietary fund financial statements, the Government accrues accumulated unpaid vacation and sick leave and associated related costs when earned (or estimated to be earned) by the employee. The current portion is the amount estimated to be used/paid in the following year. The remainder is reported as non-current. Compensated absences typically have been liquidated by the General Fund and a few other governmental funds. Claims liabilities typically have been liquidated by the internal service funds.

Long-term Obligations

The accounting treatment of long-term obligations depends on whether the obligation relates to governmental or proprietary fund obligations and whether they are reported in the government-wide or fund financial statements.

LAFAYETTE CITY-PARISH CONSOLIDATED GOVERNMENT
Lafayette, Louisiana

Notes to the Basic Financial Statements (Continued)

All long-term obligations to be repaid from governmental and business-type resources are reported as liabilities in the government-wide financial statements. The long-term obligations consists primarily of bonds payable, accrued compensated absences, and claims payable.

Long-term obligations for governmental funds are not reported as liabilities in the fund financial statements. The debt proceeds are reported as other financing sources and payment of principal and interest reported as expenditures. The accounting for proprietary funds is the same in the fund financial statements as it is in the government-wide financial statements.

Equity Classifications

Government-Wide Financial Statements –

Net position represents the difference between assets and deferred outflows of resources less liabilities and deferred inflows of resources. The Government reports three components as follows:

- (1) Net investment in capital assets - This component consists of net capital assets reduced by the outstanding balances of any related debt obligations and deferred inflows of resources attributable to the acquisition, construction, or improvement of those assets and increased by balances of deferred outflows of resources related to those assets.
- (2) Restricted net position - This component is considered restricted if its use is constrained to a particular purpose. Restrictions are imposed by external organizations such as federal or state laws or buyers of the Government's bonds. Restricted net position is restricted assets reduced by liabilities and deferred inflows of resources related to the restricted assets.
- (3) Unrestricted net position - This component consists of all other net position that does not meet the definition of the above two components and is available for general use by the Government.

The government-wide statement of net position reports \$294,302,475 of restricted net position of which \$67,479,978 is restricted by enabling legislation.

Fund Financial Statements –

In the fund financial statements, governmental fund equity is classified as fund balance. Fund balance is further classified as follows:

- (1) Nonspendable – amounts that cannot be spent either because they are in nonspendable form or because they are legally or contractually required to be maintained intact.
- (2) Restricted – amounts that can be spent only for specific purposes because of constitutional provisions or enabling legislation or because of constraints that are externally imposed by creditors, grantors, contributors, or the laws or regulations of other governments.

LAFAYETTE CITY-PARISH CONSOLIDATED GOVERNMENT
Lafayette, Louisiana

Notes to the Basic Financial Statements (Continued)

- (3) Committed – amounts that can be used only for specific purposes determined by a formal action of the council members. The City-Parish Council is the highest level of decision-making authority for the Government. Commitments may be established, modified, or rescinded only through ordinances or resolutions approved by council members.
- (4) Assigned – amounts that do not meet the criteria to be classified as restricted or committed but that are intended to be used for specific purposes. Under the Government's adopted policy, only the City-Parish Council may assign amounts for specific purposes.
- (5) Unassigned – all other spendable amounts.

At October 31, 2013, the governmental fund's balance sheet reports committed fund balance for incomplete projects in the amount of \$145,736,207, of which the following amounts are for encumbrances:

	General	Sales Tax Capital Improvements	Other Governmental Funds	Total Governmental Funds
Encumbrances	<u>\$ 334,592</u>	<u>\$ 6,147,154</u>	<u>\$ 18,116,313</u>	<u>\$ 24,598,059</u>

When an expenditure is incurred for purposes for which both restricted and unrestricted fund balance is available, the Government considers restricted funds to have been spent first. When an expenditure is incurred for which committed, assigned, or unassigned fund balances are available, the Government considers amounts to have been spent first out of committed funds, then assigned funds, and finally unassigned funds, as needed, unless the City-Parish Council provided otherwise in its commitment or assignment actions.

Proprietary fund equity is classified the same as in the government-wide statements.

Interfund Transfers

Permanent reallocations of resources between funds of the primary government are classified as interfund transfers. For the purposes of the statement of activities, all interfund transfers between individual governmental funds and individual proprietary funds have been eliminated.

Accounting Estimates

The preparation of financial statements in conformity with generally accepted accounting principles requires management to make estimates and assumptions that affect certain reported amounts and disclosures. Accordingly, actual results could differ from those estimates.

LAFAYETTE CITY-PARISH CONSOLIDATED GOVERNMENT
Lafayette, Louisiana

Notes to the Basic Financial Statements (Continued)

Impairments

A capital asset is considered impaired when its service utility has declined significantly and unexpectedly. The Government is required to evaluate prominent events or changes in circumstances affecting capital assets to determine whether impairment of a capital asset has occurred. A capital asset generally should be considered impaired if both (a) the decline in service utility of the capital asset is large in magnitude and (b) the event or change in circumstance is outside the normal life cycle of the capital asset. The Government recorded no impairment losses during the year ended October 31, 2013.

E. New Accounting Pronouncements

In April 2012, the Governmental Accounting Standards Board (GASB) approved Statement No. 65, "Items Previously Reported as Assets and Liabilities." This statement clarifies the appropriate reporting of deferred outflows of resources and deferred inflows of resources to ensure consistency in financial reporting.

In June 2012, the GASB issue Statement No. 67, "Financial Reporting for Pension Plans". The statement establishes accounting and financial reporting requirements related to pensions for governments whose employees and provided with pensions through pension plans that are covered by the scope of the Statement, as well as for nonemployer governments that have a legal obligation to contribute to those plans.

The provisions of GASB No. 65 and 67 must be implemented for the year ending October 31, 2014. The effect of implementation on the Government's financial statements has not yet been determined.

(2) Stewardship, Compliance, and Accountability

The Government follows the procedures detailed below in adopting its budget.

- a. At least 90 days prior to the beginning of each fiscal year, the City-Parish President submits to the Council a proposed budget in the form required by the City-Parish Charter.
- b. A public hearing is conducted to obtain taxpayer comments and notice thereof is published in the official journal at least 10 days prior to such hearing. The notification includes the time and place of the public hearing in addition to a general summary of the proposed budget.
- c. Final adoption of the budget is required to be not later than the second-to-last regular meeting of the preceding fiscal year.
- d. The City-Parish President is authorized to transfer budgeted amounts within departments, except that no transfer can be made to or from any salary account, unless authorized by the City-Parish Council by ordinance. Any revisions which cause interdepartmental transfers or alter the total revenues or expenditures of any fund must likewise be approved by the City-Parish Council.

LAFAYETTE CITY-PARISH CONSOLIDATED GOVERNMENT
Lafayette, Louisiana

Notes to the Basic Financial Statements (Continued)

- e. Formal budgetary integration is employed as a management control device during the year for all funds. No payment can be made or obligated against any appropriation unless the City-Parish President or his designee first certifies that sufficient unencumbered funds are or will be available to meet the obligation when it becomes due and payable. In practice, this has generally been interpreted (due to the flexibility for intradepartmental transfer of line item appropriations) to mean control at the departmental/fund level.
- f. Those budgets presented in the budgetary comparison schedules are adopted on a basis consistent with generally accepted accounting principles as applied to governmental units.
- g. Under the Charter, all appropriations, except for capital outlays, lapse at the close of the fiscal year to the extent that they have not been expended or encumbered. Appropriations for capital outlays lapse after completion of the project or abandonment. A capital outlay appropriation is deemed abandoned if three years pass without any disbursement or encumbrance of the appropriation.
- h. All budgeted amounts presented reflect the original budget and the final budget (which have been adjusted for legally authorized revisions during the year).

(3) Cash and Interest-Bearing Deposits

Under state law the Government may deposit funds with a fiscal agent bank organized under the laws of the State of Louisiana, the laws of any other state in the union, or the laws of the United States. The Government may invest in direct obligations of the United States government, bonds, debentures, notes or other evidence of indebtedness issued or guaranteed by federal agencies and/or the United States government, and time certificates of deposit of state banks organized under Louisiana law and national banks having principal offices in Louisiana. At October 31, 2013, the Government had demand deposits (book balances) totaling \$22,398,860 as follows:

	Primary Government	Fiduciary Funds	Total
Interest-bearing deposits	<u>\$ 16,504,454</u>	<u>\$ 5,894,406</u>	<u>\$ 22,398,860</u>

Custodial credit risk is the risk that in the event of a bank failure of a depository financial institution, the Government's deposits may not be recovered or the collateral securities that are in the possession of the outside party will not be recovered. These deposits are stated at cost, which approximates fair value. Under state law, deposits (or the resulting bank balances) must be secured by federal deposit insurance or the pledge of securities owned by the fiscal agent bank. The market value of the pledged securities plus the federal deposit insurance must at all times equal the amount on deposit with the fiscal agent bank. These securities are held in the name of the Government or the pledging fiscal agent bank by a holding or custodial bank that is mutually acceptable to both parties.

Deposit balances (bank balances) at October 31, 2013, are secured as follows:

Bank balances	<u>\$ 24,819,621</u>
Federal deposit insurance	1,001,208
Pledged securities	<u>23,818,413</u>
Total federal deposit insurance and pledged securities	<u>\$ 24,819,621</u>

LAFAYETTE CITY-PARISH CONSOLIDATED GOVERNMENT
Lafayette, Louisiana

Notes to the Basic Financial Statements (Continued)

Deposits in the amount of \$23,818,413 were exposed to custodial credit risk. These deposits are uninsured and collateralized with securities held by the pledging institution's trust department or agent, but not in the Government's name. The Government does not have a policy for custodial credit risk.

(4) Investments

As of October 31, 2013, the primary government, excluding LPPA, a blended component unit, had the following investments and maturities:

<u>Investment Type</u>	% of <u>Portfolio</u>	<u>Investment Maturities</u>		
		<u>Fair Value</u>	<u>Less Than One Year</u>	<u>One - Five Years</u>
Repurchase agreements	21%	\$ 90,800,000	\$ 90,800,000	\$ -
U.S. Treasuries	30%	129,166,805	120,168,560	8,998,245
U.S. Instrumentalities	48%	207,781,719	142,597,719	65,184,000
State Investment Pool - (LAMP)	<u>1%</u>	<u>3,588,320</u>	<u>3,588,320</u>	<u>-</u>
Total	<u>100%</u>	<u>\$ 431,336,844</u>	<u>\$ 357,154,599</u>	<u>\$ 74,182,245</u>

Interest Rate Risk - As a means of limiting its exposure to fair value losses arising from rising interest rates, the Government's investment policy states that generally, the Government will only invest in "money market instruments," which are defined as very creditworthy, highly liquid investments with maturities of one year or less. Although there may be certain circumstances in which longer-term securities are utilized, such as investments of long-term sinking fund contributions, maturity-matched construction funds, or securities purchased under the terms of a short-term repurchase agreement, the general use of long-term securities shall be avoided.

Credit Risk/Concentration of Credit Risk - Credit risk is defined as the risk that an issuer or other counterparty to an investment will not fulfill its obligations. The Government's investment policy limits investments to fully insured and/or fully-collateralized certificates of deposits and direct and indirect obligations of U.S. government agencies. The Government's investment in U.S. Instrumentalities securities were rated AAA by Standard & Poor's and Aaa by Moody's Investors Service at October 31, 2013. More than 5% of the investments above are in U.S. Instrumentalities which are invested in Federal National Mortgage Association securities, Federal Home Loan Bank securities, Federal Farm Credit Bank and Federal Home Loan Mortgage Corporation securities. These investments represent 48% of the Government's total investments at October 31, 2013.

Custodial Credit Risk - Custodial credit risk is the risk that, in the event of the failure of the counterparty, the Government will not be able to recover the value of its investments or collateral securities that are in the possession of an outside party. The Government's investment policy requires all investments to be in the Government's name and all ownership securities to be evidenced by an acceptable safekeeping receipt issued by a third-party financial institution which is acceptable to the Government. Accordingly, the Government had no custodial credit risk related to its investments at October 31, 2013.

LAFAYETTE CITY-PARISH CONSOLIDATED GOVERNMENT
Lafayette, Louisiana

Notes to the Basic Financial Statements (Continued)

As of October 31, 2013, LPPA, a blended component unit, had the following investments and maturities:

Investment Type	% of Portfolio	Investment Maturities		
		Fair Value	Less Than One Year	One - Five Years
Repurchase agreements	89%	\$ 74,919,812	\$ 74,919,812	\$ -
U.S. Instrumentalities	11%	9,723,850	300,136	9,423,714
Total	100%	\$ 84,643,662	\$ 75,219,948	\$ 9,423,714

Interest Rate Risk - As a means of limiting its exposure to fair-value losses arising from rising interest rates, LPPA's investment policy limits the investment portfolio to "money market instruments," which are defined as very creditworthy, highly liquid investments with maturities of one year or less. Although there may be certain circumstances in which longer-term securities are utilized, the general use of long-term securities shall be avoided.

Credit Risk - LPPA's investment policy limits investments to fully insured and/or fully-collateralized certificates of deposits and direct and indirect obligations of U.S. government agencies. At October 31, 2013, LPPA's investments in Federal Home Loan Mortgage Corporation (as noted on the above chart) was rated AAA by Standard and Poor's and Aaa by Moody's Investment Service.

Concentration of Credit Risk - The LPPA's investment policy limits the investment instruments to: 1) certificates of deposit; 2) certain direct obligations of the U.S. Government; 3) other "direct obligations" of the U.S. Government; and 4) obligations of certain U.S. Government Agencies. More than 5% of the investments above are in U.S. Instrumentalities which are invested in Federal National Mortgage Association securities, Federal Home Loan Bank securities, Federal Farm Credit Bonds and Federal Home Loan Mortgage Corporation securities.

The Government participates in the Louisiana Asset Management Pool (LAMP). The LAMP is an investment pool established as a cooperative endeavor to enable public entities of the State of Louisiana to aggregate funds for investment; the LAMP is not registered with the Securities and Exchange Commission (SEC) as an investment company. The LAMP is operated by a non-profit corporation, Louisiana Asset Management Pool, Inc., whose officers include a President, normally the Treasurer of the State of Louisiana, and a Secretary/Treasurer who is charged with the day-to-day operations of the program. LAMP, Inc. is governed by a Board of Directors consisting of nine to fourteen members elected each year by the participating entities.

The LAMP is intended to improve administrative efficiency and increase investment yield of participating public entities. The LAMP's portfolio securities are valued at market value even though the amortized cost method is permitted by Rule 2a-7 of the Investment Company Act of 1940, as amended, which governs registered money market funds. Because the LAMP is not a money market fund, it has no obligation to conform to this rule. The investment objectives of the LAMP are to preserve capital and protect principal, maintain sufficient liquidity, provide safety of funds and investments, and maximize the return on the pool. The LAMP seeks to maintain a stable net asset value of \$1.00 per unit.

The dollar weighted average portfolio maturity of the LAMP assets is restricted to no more than 90 days and consists of no securities with a maturity in excess of 397 days. The LAMP is designed to be highly liquid to give its participants immediate access to their account balances. Investments in the LAMP are stated at fair value based on quoted market rates. The fair value is determined on a weekly basis by the LAMP and the fair value of the position of the pool is the same as the value of the pool shares.

LAFAYETTE CITY-PARISH CONSOLIDATED GOVERNMENT
Lafayette, Louisiana

Notes to the Basic Financial Statements (Continued)

LAMP is rated AAAM by Standard & Poor's at October 31, 2013.

In accordance with GASB Statement No. 31, the Government recognized the net decrease in the fair value of investments for the year ended October 31, 2013 as detailed below. This amount takes into account all changes in fair value (including purchases and sales) that occurred during the year. The unrealized gain on investments held at October 31, 2013 and 2012 was \$43,606 and \$531,191, respectively.

	Primary Government	Fiduciary Funds
Lafayette City-Parish Consolidated Government	\$(531,344)	\$ (100)
LPPA	43,859	-
	<u>\$(487,485)</u>	<u>\$ (100)</u>

(5) Ad Valorem Taxes

Fund financial statements -

City of Lafayette:

Ad valorem taxes attach as an enforceable lien on property as of January 1 of each year. Taxes are levied by the City in April or May and are billed to taxpayers in November. The taxes are levied for the period of November 1 through October 31. Billed taxes become delinquent on January 1 of the year following the year they attach as an enforceable lien. Revenues from ad valorem taxes are budgeted and recognized as revenue in the year billed.

The City bills and collects its own property taxes using the assessed values determined by the Tax Assessor of Lafayette Parish. For the year ended October 31, 2013, taxes of 17.94 mills were levied on property with assessed valuations totaling \$1,298,554,207 and were dedicated as follows:

General corporate purposes	5.42 mills
Maintenance of public streets	1.29 mills
Maintenance of public buildings	1.13 mills
Recreation and parks	1.92 mills
Maintenance and operation of fire and police departments	8.18 mills

Total taxes levied were \$23,296,062. Taxes receivable at October 31, 2013 totaled \$697,097, all of which is considered uncollectible. Therefore, an allowance for uncollectible taxes was established for the entire balance, resulting in net taxes receivable of \$0.

Lafayette Parish:

Ad valorem taxes attach as an enforceable lien on property as of January 1 of each year. During the current fiscal year, taxes were levied by Lafayette Parish in August of 2012 and were billed to the taxpayers by the Assessor in November of 2012 for the period November 1, 2012 through October 31, 2013. Billed taxes are due by December 31, becoming delinquent on January 1 of the following year. Taxes are budgeted and the revenue recognized in the year following the assessment, which is the year for which the taxes are levied.

LAFAYETTE CITY-PARISH CONSOLIDATED GOVERNMENT
Lafayette, Louisiana

Notes to the Basic Financial Statements (Continued)

The taxes are based on assessed values determined by the Tax Assessor of Lafayette Parish and are collected by the Sheriff. The taxes are remitted net of deductions for Pension Fund contributions. For the year ended October 31, 2013, taxes of 29.61 mills were levied on property with assessed valuations totaling \$1,767,973,082 and were dedicated as follows:

General corporate purposes, in city	1.52 mills
General corporate purposes	3.05 mills
Maintenance of buildings, roads, and bridges	19.60 mills
Debt service contingency	3.00 mills
Health unit maintenance	.94 mills
Mosquito control	1.50 mills

Total taxes levied during 2012 for 2013, exclusive of homestead exemptions, were \$47,726,466. Taxes receivable at October 31, 2013 totaled \$539,456, all of which is considered uncollectible. Therefore, an allowance for uncollectible taxes was established for the entire balance, resulting in net taxes receivable of \$0.

Government-wide financial statements -

Property taxes are recognized in the year for which they are levied, net of uncollectible amounts, as applicable.

(6) Due From Other Governmental Agencies

Amounts due from other governmental agencies consist of the following at October 31, 2013:

Fund financial statements:

Governmental funds -

Lafayette Parish School Board:

Sales and use taxes collected but not remitted \$ 7,226,877

Federal Grant funds 990,209

State of Louisiana:

Federal pass-through grant funds 1,856,219

State grant funds 1,231,245

Other 219,001

Total amount reported in governmental funds \$ 11,523,551

Proprietary funds -

FEMA grant funds \$ 1,862,606

US Department of Energy grant funds 1,234,069

State grant funds 359,523

Total amount reported in proprietary funds \$ 3,456,198

Government-wide financial statements:

Total amount reported in governmental funds \$ 11,523,551

Total amount reported in proprietary funds 3,456,198

Additional sales and use taxes due from Lafayette Parish School Board 6,976,367

\$ 21,956,116

LAFAYETTE CITY-PARISH CONSOLIDATED GOVERNMENT
Lafayette, Louisiana

Notes to the Basic Financial Statements (Continued)

(7) On-Behalf Payments for Salaries and Benefits

GASB Statement No. 24, *Accounting and Financial Reporting For Certain Grants and Other Financial Assistance* requires the Government to report and disclose in the financial statements on-behalf salary and fringe benefit payments made by the State of Louisiana to certain groups of Government employees.

Supplementary salary payments are made by the state directly to certain groups of employees. The Government is not legally responsible for these salaries. Therefore, the basis for recognizing the revenue and expenditure payments is the actual contribution made by the state. For the fiscal year ended October 31, 2013, the state paid supplemental salaries in the amount of \$2,924,472 to city marshal, fire, and law enforcement employees. The payments are recorded as intergovernmental revenue and public safety expenses/expenditures in the GAAP basis government-wide and General Fund financial statements.

(8) Restricted Assets - Enterprise Funds

Restricted assets of the Utilities System Fund were applicable to the following at October 31, 2013:

Bond reserve fund	\$ 23,397,218
Capital additions and contingencies fund	85,250,303
Bond construction fund	11,006,921
Customers' deposits	<u>8,053,279</u>
Total	<u>\$ 127,707,721</u>

Restricted assets of the Communications Services Enterprise Fund were applicable to the following at October 31, 2013:

Capital additions and contingencies fund	\$ 618,641
Bond construction fund	6,077,378
Customers' deposits	<u>98,235</u>
Total	<u>\$ 6,794,254</u>

Restricted assets of LPPA were applicable to the following at October 31, 2013:

Cash with paying agent	\$ 5,295,966
Bond reserve fund	9,751,976
Capital additions and contingencies	5,283,318
Bond construction fund	58,219,812
Fuel cost stability fund	<u>4,500,000</u>
Total	<u>\$ 83,051,072</u>

LAFAYETTE CITY-PARISH CONSOLIDATED GOVERNMENT
Lafayette, Louisiana

Notes to the Basic Financial Statements (Continued)

(9) Capital Assets

Capital asset activity for the year ended October 31, 2013 was as follows:

	Balance 11/01/12	Additions	Deletions	Balance 10/31/13
Governmental activities:				
Capital assets not being depreciated:				
Land	\$ 38,247,443	\$ 270,047	\$ -	\$ 38,517,490
Construction in progress	30,874,317	24,104,541	23,298,353	31,680,505
Other capital assets:				
Land improvements	6,231,119	420,400	-	6,651,519
Buildings and improvements	170,879,001	3,479,264	144,842	174,213,423
Vehicles	52,110,662	3,916,443	3,172,775	52,854,330
Movables	32,874,173	2,550,187	223,889	35,200,471
Infrastructure	637,794,887	21,032,505	-	658,827,392
Totals	<u>969,011,602</u>	<u>55,773,387</u>	<u>26,839,859</u>	<u>997,945,130</u>
Less accumulated depreciation				
Land improvements	532,297	255,358	-	787,655
Buildings and improvements	77,542,860	3,656,837	69,108	81,130,589
Vehicles	31,665,948	3,720,756	2,912,516	32,474,188
Movables	20,971,467	2,626,892	187,159	23,411,200
Infrastructure	255,697,323	17,004,422	-	272,701,745
Total accumulated depreciation	<u>386,409,895</u>	<u>27,264,265</u>	<u>3,168,783</u>	<u>410,505,377</u>
Governmental activities, capital assets, net	<u>\$ 582,601,707</u>	<u>\$ 28,509,122</u>	<u>\$ 23,671,076</u>	<u>\$ 587,439,753</u>
Business-type activities:				
Capital assets not being depreciated:				
Land	\$ 19,176,349	\$ 1,992,096	-	\$ 21,168,445
Construction in progress	29,319,113	67,194,534	51,449,922	45,063,725
Other capital assets:				
Buildings and improvements	3,150,901	8,748	-	3,159,649
Electric plant	690,950,504	16,553,604	1,559,172	705,944,936
Water plant	139,367,051	8,928,495	138,638	148,156,908
Sewer plant	203,212,854	16,126,165	476,165	218,862,854
Fiber optics	118,857,347	8,105,492	157,092	126,805,747
Equipment	18,593,375	106,066	163,872	18,535,569
Totals	<u>1,222,627,494</u>	<u>119,015,200</u>	<u>53,944,861</u>	<u>1,287,697,833</u>
Less accumulated depreciation				
Buildings and improvements	2,923,274	8,258	-	2,931,532
Electric plant	375,023,592	16,419,727	1,307,307	390,136,012
Water plant	50,756,707	3,704,634	127,299	54,334,042
Sewer plant	61,676,614	4,328,760	461,679	65,543,695
Fiber optics	30,571,005	11,244,478	18,793	41,796,690
Equipment	3,509,018	613,487	31,129	4,091,376
Total accumulated depreciation	<u>524,460,210</u>	<u>36,319,344</u>	<u>1,946,207</u>	<u>558,833,347</u>
Business-type activities, capital assets, net	<u>\$ 698,167,284</u>	<u>\$ 82,695,856</u>	<u>\$ 51,998,654</u>	<u>\$ 728,864,486</u>

LAFAYETTE CITY-PARISH CONSOLIDATED GOVERNMENT
Lafayette, Louisiana

Notes to the Basic Financial Statements (Continued)

Depreciation expense was charged to governmental activities as follows:

General government	\$ 1,444,179
Public safety	3,093,457
Traffic and transportation	1,627,582
Streets and drainage	1,219,520
Urban redevelopment and housing	39,429
Culture and recreation	2,184,952
Health and welfare	84,263
Economic opportunity	3,181
Economic development and assistance	490,293
Capital assets held by internal service funds are charged to various functions based their usage of the assets	72,987
Infrastructure depreciation is unallocated	<u>17,004,422</u>
Total	<u><u>\$ 27,264,265</u></u>

Depreciation expense was charged to business-type activities as follows:

Electric	\$ 15,082,609
Water	3,704,634
Wastewater	4,328,760
Fiber optics	11,244,478
Coal-fired electric plant	1,735,581
Animal shelter control program	75,371
Solid waste collection services	<u>147,911</u>
Total	<u><u>\$ 36,319,344</u></u>

Construction in progress for the governmental activities is comprised of the following:

Fund type/Funding source/ Project type:	Project Authorization	Capitalized to Date	Construction in Progress	Remaining Authorized
Capital Projects Funds:				
Bond proceeds-				
Building improvements	\$ 13,154,096	\$ 3,521,514	\$ 6,265,278	\$ 3,367,304
Streets and drainage projects	127,914,990	28,541,732	20,036,832	79,336,426
Parks and recreation	<u>1,900,000</u>	<u>300,029</u>	<u>762,626</u>	<u>837,345</u>
	<u>142,969,086</u>	<u>32,363,275</u>	<u>27,064,736</u>	<u>83,541,075</u>
Other sources-				
Building improvements	1,411,374	325,333	758,101	327,940
Streets and drainage projects	<u>19,168,610</u>	<u>7,491,063</u>	<u>2,326,791</u>	<u>9,350,756</u>
	<u>20,579,984</u>	<u>7,816,396</u>	<u>3,084,892</u>	<u>9,678,696</u>
Other Governmental Funds:				
Other sources-				
Building improvements	14,373,012	1,606,109	670,352	12,096,551
Streets and drainage projects	<u>5,698,315</u>	<u>-</u>	<u>860,525</u>	<u>4,837,790</u>
	<u>20,071,327</u>	<u>1,606,109</u>	<u>1,530,877</u>	<u>16,934,341</u>
Total	<u><u>\$ 183,620,397</u></u>	<u><u>\$ 41,785,780</u></u>	<u><u>\$ 31,680,505</u></u>	<u><u>\$ 110,154,112</u></u>

LAFAYETTE CITY-PARISH CONSOLIDATED GOVERNMENT
Lafayette, Louisiana

Notes to the Basic Financial Statements (Continued)

Construction in progress for the business-type activities is comprised of the following:

Funding source/ Project type:	Project Authorization	Capitalized to Date	Construction in Progress	Remaining Authorized
Equity-				
Electric plant	\$ 33,259,274	\$ 17,641,049	\$ 3,436,238	\$ 12,181,987
Water plant	4,989,995	4,034,836	58,617	896,542
Sewer plant	17,274,323	11,597,174	3,126,951	2,550,198
	<u>55,523,592</u>	<u>33,273,059</u>	<u>6,621,806</u>	<u>15,628,727</u>
Bond proceeds-				
Electric plant	61,013,417	19,943,880	33,523,821	7,545,716
Water plant	19,905,368	18,847,399	372,986	684,983
Sewer plant	15,008,944	14,728,504	-	280,440
Fiber optics	84,458,767	77,093,234	2,219,827	5,145,706
	<u>180,386,496</u>	<u>130,613,017</u>	<u>36,116,634</u>	<u>13,656,845</u>
Federal grants-				
Electric plant	11,485,000	7,557,231	2,325,285	1,602,484
Total	<u>\$ 247,395,088</u>	<u>\$ 171,443,307</u>	<u>\$ 45,063,725</u>	<u>\$ 30,888,056</u>

(10) Interfund Balances

Interfund balances at October 31, 2013 consist of the following:

	Due from	Due to
Major funds:		
General Fund	\$ 3,771,741	\$ 1,089,171
Sales Tax Capital Improvements	4,312,314	89,419
Nonmajor governmental funds:		
Special revenue funds	1,098,048	8,469,615
Debt service funds	712,563	1,013,103
Capital projects funds	731,672	148,214
Enterprise funds:		
Utilities System	3,458,593	2,729,101
Communications System	584,279	1,156,309
Lafayette Public Power Authority	-	1,347,309
Other	1,362,101	-
Internal service funds	<u>10,930</u>	<u>-</u>
	<u>\$16,042,241</u>	<u>\$16,042,241</u>

These balances resulted from the time lag between the dates that (1) interfund goods and services are provided or reimbursable expenditures occur, (2) transactions are recorded in the accounting system, and (3) payments between funds are made.

LAFAYETTE CITY-PARISH CONSOLIDATED GOVERNMENT
Lafayette, Louisiana

Notes to the Basic Financial Statements (Continued)

(11) Interfund Transfers

Internal transfers for the year ended October 31, 2013 consist of the following:

	<u>Transfers In</u>	<u>Transfers Out</u>
Major funds:		
General Fund	\$ 14,894,147	\$ 21,911,124
Sales Tax Capital Improvements	1,206,721	709,887
Nonmajor governmental funds:		
Special revenue funds	9,226,677	7,826,318
Debt service funds	5,944,422	880,588
Capital projects funds	-	1,108,359
Enterprise funds:		
Utilities System Fund	-	-
Communications System Fund	-	-
Other	1,161,223	-
Fiduciary Funds	3,086	-
	<u>\$ 32,436,276</u>	<u>\$ 32,436,276</u>

Transfers are used to (1) move revenues from the fund that statute or budget requires to collect them to the fund that statute or budget requires to expend them, (2) move receipts restricted to debt service from the funds collecting the receipts to the debt service fund required, and (3) use unrestricted revenues collected in one fund to finance various programs accounted for in other funds in accordance with budgetary authorizations.

(12) Receivable and Payable Between Primary Government and Component Units

Receivable and payable balances at October 31, 2013 between the primary government and component units in the fund financial statements were as follows:

	<u>Receivable</u>	<u>Payable</u>
Primary Government:		
General Fund	\$ 177,735	\$ 73,188
Other enterprise funds	1,879	-
Component Units:		
Criminal Court	-	154,232
Police Pension and Relief Fund	1,372	-
Lafayette Parish Communication District	71,816	25,382
	<u>\$ 252,802</u>	<u>\$ 252,802</u>

LAFAYETTE CITY-PARISH CONSOLIDATED GOVERNMENT
Lafayette, Louisiana

Notes to the Basic Financial Statements (Continued)

(13) Transactions Between Primary Government and Discretely Presented Component Units

The following transactions between the primary government and its discretely presented component units for the year ended October 31, 2013 are reported as external transactions in the government-wide statement of activities:

Governmental activities:

Transfer to Criminal Court to subsidize operations	\$ (2,556,634)
Transfer to Cajundome Commission to subsidize operations	(500,000)
Transfer from Cajundome Commission for assignment of capital assets	479,963
Transfer to Police Pension and Relief Fund to subsidize operations	(269,905)
Transfer from Lafayette Parish Communications District to fund operations	16,018
Transfer to Lafayette Parish Communications District for tower rental	(100,000)
Transfer loan collections to Downtown Development Authority as budgeted	(1,181)
Transfer First Time Homebuyer Program to Lafayette Public Trust	
Financing Authority	(3,783,560)
Transfer from Downtown Development Authority to help fund road and bridge maintenance	<u>32,277</u>
Total	<u><u>\$ (6,683,022)</u></u>

(14) Interfund Loan – Note Receivable/Note Payable

The Communications System, operating as a separate system independent of the Utilities System, issued \$110,405,000 of Series 2007 Communications System Revenue Bonds on June 28, 2007 to provide funds for the Communications Project. The Communications Project includes (i) the construction of a communications network within the City and surrounding areas, (ii) the Fiber to the Home (“FTTH”) electronics which integrates the voice, video and data signals onto the fiber network and separates the signals for use at the customer premise, (iii) a cable television head-end facility, where incoming signals are amplified, converted, processed, and combined for transmission to customers, (iv) a telephone switch, (v) a network operations center where control and monitoring of the communications system takes place, (vi) internet servers and equipment, (vii) costs of issuance, (viii) capitalized interest, and (ix) working capital.

In addition to the sale of bonds to fund the Communications Project, the Communications System entered into various notes payable to the Utilities System for costs associated with the start-up of the new Communications System which were advanced by the Utilities System. During 2011, the notes were restructured in order to provide for a more consistent pay-out term and to reduce the interest rate to current market yields. Additionally, during the fiscal year ended October 31, 2013, the imputed tax note balances were reduced in order to correct a prior year error in the calculation of the imputed taxes.

The total of the notes is reported as an interfund loan – note receivable in the Utilities System Fund and an interfund loan – note payable in the Communications System Enterprise Fund.

Note Payable - Fiber Assets - This note covers the reimbursement to the Utilities System for the transfer of its fiber optic network, including various related vehicles and equipment, and its fiber inventory to the Communications Services Enterprise Fund. The original note payable was \$9,073,734 with a rate of 5.08% per annum for 25 years. As result of the restructuring, the Fiber Assets note in the amount of \$12,472,186 is payable in 20 years with annual payments ranging from \$249,444 through \$1,275,662 including interest at 4.0% beginning November 1, 2013.

LAFAYETTE CITY-PARISH CONSOLIDATED GOVERNMENT
Lafayette, Louisiana

Notes to the Basic Financial Statements (Continued)

Note Payable - Start-up Costs - In accordance with La. R.S. 45:844.52(C) (2), funds advanced by the City General Fund or other enterprise fund for start-up costs of the Communications System must be repaid at interest rates and on terms and conditions available to private enterprises in the open market. As such, the Communications System executed a note payable dated June 29, 2007 in favor of the Utilities System in the amount of \$2,418,562 for the repayment of start-up costs at a rate of 6.45% per annum for 20 years. Start-up costs include legal, engineering, and other professional services, cost of a feasibility study, bond ratings, and other costs associated with obtaining financing occurred during the period of July 7, 2004 through June 28, 2007. As a result of the restructuring, the start-up costs and the 2007 expenses note balances were combined into one note balance of \$3,500,891 payable in 20 years with annual payments ranging from \$70,018 through \$320,549 including interest at 4.0% beginning November 1, 2013.

Note Payables - Imputed Taxes - These notes cover the amount to be paid to the Utilities System for imputed taxes which are obligated to be included in its rates an amount equal to all taxes, fees, and other assessments that would be applicable to a similarly situated private provider of the same services in accordance with the Louisiana Public Service Commission (LPSC) Cost Allocation and Affiliate Transaction Rules as adopted by the LPSC on September 14, 2005. The applicable imputed taxes include: property, franchise, and sales taxes. The note payable dated September 1, 2011 is equal to the 2009 and 2010 imputed taxes of \$5,244,704, payable in 20 years with annual payments of \$394,511 including interest at 4.5% beginning November 1, 2013. The note payable dated November 1, 2012 is equal to the 2011 imputed taxes of \$2,317,320, payable in 20 years with annual payments of \$197,230 including interest at 3.5% beginning November 1, 2017. Due to the error in computing the imputed taxes for the 2009 through 2012 fiscal years, the notes were reduced. The note for 2009 and 2010 taxes is \$3,139,464, payable in 20 years with annual payments ranging from \$62,789 through \$284,355, including interest at 4.0% beginning November 1, 2013. The note for 2011 taxes is \$1,571,967, payable in 20 years with annual payments ranging from \$31,439 through \$142,401, including interest at 4.0% beginning November 1, 2013. The note for 2012 taxes is \$1,202,261, payable in 21 years with annual payments ranging from \$24,045 through \$101,387, including interest at 4.0% beginning November 1, 2013.

Note Payable - 2011 Operating Loan - This note dated September 1, 2011, provides additional funds for operations in the amount of \$5,986,390. The terms of the note provided for annual interest payments through November 1, 2032 at 4.5%. Beginning November 1, 2033, the terms of the note provided for annual payments of \$1,668,668, including interest at 4.5%, through November 1, 2036. During the fiscal year ended October 31, 2013, the note was restructured to include 21 payments ranging from \$144,728 through 471,523, including interest at 4.0% beginning November 1, 2013.

The annual debt service requirements to maturity of these notes outstanding at October 31, 2013 follows:

Year	Principal	Interest	Total
2014	\$ 25,000	\$ 557,463	\$ 582,463
2015	50,000	1,113,926	1,163,926
2016	75,000	1,111,926	1,186,926
2017	100,000	1,108,926	1,208,926
2018	442,067	1,104,926	1,546,993
2019 - 2023	5,754,052	5,088,086	10,842,138
2024 - 2028	9,417,878	3,562,508	12,980,386
2029 - 2033	11,458,288	1,521,095	12,979,383
2034	550,875	22,034	572,909
	<u>\$ 27,873,160</u>	<u>\$15,190,890</u>	<u>\$ 43,064,050</u>

LAFAYETTE CITY-PARISH CONSOLIDATED GOVERNMENT
Lafayette, Louisiana

Notes to the Basic Financial Statements (Continued)

(15) Operating Leases

Discretely Presented Component Units:

The Lafayette Regional Airport leases buildings, hangars, land and terminal space to a number of tenants. Due to the nature of those leases, they are all classified as operating leases. The following is a schedule of minimum future rentals on non-cancelable operating leases as of December 31, 2012 (fiscal year included in this report):

<u>Year Ended December 31</u>	
2013	\$ 2,922,388
2014	2,668,366
2015	2,186,312
2016	2,052,410
2017	1,984,049
Thereafter	<u>8,588,602</u>
Total minimum future rentals	<u>\$ 20,402,127</u>

Certain rentals included above relate to tenants with scheduled annual CPI adjustments. Those annual adjustments could not be determined. Therefore, the 2012 rents were used for all years.

(16) Long-Term Liabilities

Primary Government

City of Lafayette:

Revenue Bonds/Certificates of Indebtedness - The City issues bonds/certificates which are repaid from specific revenue sources, either sales taxes or income derived from proprietary funds. Proceeds are used for the acquisition and construction of major capital facilities of both governmental and business-type activities. The bonds expected to be paid from business-type revenues are reported in the proprietary funds. Revenue bonds have also been issued to refund other revenue bonds.

Taxable Refunding Bonds - The City issued taxable refunding bonds to refund the outstanding notes with the Firefighters and Municipal Police Employees Retirement Systems. The Bonds are secured by and payable solely from a pledge and dedication of the excess of annual revenue above statutory, necessary and usual charges in each of the fiscal years during which the Bonds are outstanding.

Lafayette Parish Government:

General Obligation Bonds/Certificates of Indebtedness - The Parish issues general obligation bonds/certificates to provide funds for the acquisition and construction of major capital facilities. These bonds are direct obligations and pledge the full faith and credit of the Parish.

LAFAYETTE CITY-PARISH CONSOLIDATED GOVERNMENT
Lafayette, Louisiana

Notes to the Basic Financial Statements (Continued)

Long-term liabilities outstanding at October 31, 2013 is as follows:

	Issue Date	Maturity Date	Interest Rates	Balance Outstanding
Governmental activities:				
City of Lafayette -				
Sales tax revenue bonds:				
Public streets and drainage secured by:				
1961 Sales Tax	11/01/03	3/1/2028	4.00 - 6.00	\$ 280,000
	03/22/05	03/01/24	3.25 - 5.00	31,885,000
	06/01/05	03/01/30	4.00 - 6.00	20,835,000
	09/07/06	03/01/25	4.00 - 5.00	8,615,000
	08/01/07	03/01/32	4.25 - 7.00	15,095,000
	07/07/09	03/01/34	1.94 - 7.23	30,955,000
	06/28/11	03/01/36	2.00 - 5.00	27,670,000
	06/01/11	03/01/26	2.00 - 5.00	15,250,000
	12/08/11	03/01/27	2.00 - 5.00	7,885,000
	06/01/12	03/01/28	2.00 - 4.00	11,395,000
	06/21/13	03/01/38	2.00 - 5.00	<u>15,690,000</u>
Total 1961 Sales Tax				<u>185,555,000</u>
1985 Sales Tax	11/01/03	05/01/28	4.00 - 5.75	665,000
	02/03/04	05/01/15	3.00 - 5.00	1,665,000
	05/01/04	05/01/20	2.00 - 4.30	1,865,000
	03/22/05	05/01/24	3.00 - 5.00	16,190,000
	06/01/05	05/01/30	4.00 - 5.50	1,935,000
	09/07/06	05/01/25	4.00 - 5.00	10,985,000
	11/30/06	05/01/23	4.00 - 5.00	24,365,000
	08/01/07	05/01/32	4.50 - 6.00	1,885,000
	07/07/09	05/01/34	1.94 - 7.23	24,445,000
	06/01/11	05/01/26	2.00 - 4.25	10,945,000
	12/08/11	03/01/27	2.00 - 5.00	11,280,000
	06/01/12	03/01/28	2.00 - 5.00	<u>13,620,000</u>
Total 1985 Sales Tax				<u>119,845,000</u>
Total sales tax revenue bonds				305,400,000
Taxable refunding bonds:				
Series 2012	03/02/12	05/01/28	3.75	39,575,000
Certificates of Indebtedness				
Series 2011	05/11/11	05/01/26	3.65	<u>5,400,000</u>
Total City of Lafayette				<u>\$ 350,375,000</u>

(continued)

LAFAYETTE CITY-PARISH CONSOLIDATED GOVERNMENT
Lafayette, Louisiana

Notes to the Basic Financial Statements (Continued)

	Issue Date	Maturity Date	Interest Rates	Balance Outstanding
(Continued)				
Lafayette Parish Government -				
General obligation bonds:				
Series 2003	12/01/03	03/01/28	4.00 - 5.00	745,000
Series 2005	06/01/05	03/01/30	4.00 - 5.00	11,795,000
Series 2010	01/12/11	03/01/35	2.00 - 5.00	24,135,000
Series 2010	01/12/11	03/01/26	2.00 - 5.00	11,315,000
Series 2012	05/03/12	03/01/28	2.00 - 5.00	16,255,000
Total Lafayette Parish Government				<u>64,245,000</u>
Unamortized bond premiums, net of discounts				8,909,729
Unamortized loss on refunding				<u>(9,946,896)</u>
Total bond indebtedness				<u>413,582,833</u>
Other liabilities:				
Accrued compensated absences				14,548,387
OPEB payable				3,749,389
Claims payable				<u>11,968,793</u>
Total other liabilities				<u>30,266,569</u>
Total governmental activities liabilities				<u>\$443,849,402</u>
Business-type activities:				
City of Lafayette -				
Utilities revenue bonds:				
Series 1996	12/11/96	11/01/17	2.95	\$ 4,420,000
Series 2004	08/10/04	11/01/28	4.00 - 5.25	8,000,000
Series 2010	12/15/10	11/01/35	3.00 - 5.00	83,845,000
Series 2012	05/01/13	11/01/28	4.00 - 5.00	152,955,000
Total				249,220,000
Unamortized bond premiums, net of discounts				31,528,006
Unamortized loss on refunding				<u>(12,697,032)</u>
Total bond indebtedness				<u>268,050,974</u>
Communications system revenue bonds:				
Series 2007	06/28/07	11/01/31	4.00 - 5.25	100,445,000
Series 2012A	01/26/12	11/01/31	4.00 - 5.00	7,595,000
Series 2012B	01/26/12	11/01/31	5.00 - 6.00	7,000,000
Total				115,040,000
Unamortized bond premiums, net of discounts				<u>2,555,536</u>
Total bond indebtedness				<u>117,595,536</u>
LPPA -				
Revenue bonds, net				<u>106,699,837</u>
Total bond indebtedness				492,346,347
Accrued compensated absences				<u>7,564,557</u>
Total business-type activities liabilities				<u>\$499,910,904</u>

LAFAYETTE CITY-PARISH CONSOLIDATED GOVERNMENT
Lafayette, Louisiana

Notes to the Basic Financial Statements (Continued)

Changes in Long-Term Liabilities

The following is a summary of changes for the year ended October 31, 2013:

	Balance 11/01/12	Additions	Reductions	Balance 10/31/13	Due Within One Year
Governmental activities:					
City of Lafayette -					
Sales tax revenue bonds	\$ 305,855,000	\$ 15,690,000	\$ 16,145,000	\$ 305,400,000	\$ 17,155,000
Taxable refunding bonds	41,235,000	-	1,660,000	39,575,000	2,000,000
Certificates of Indebtedness	5,705,000	-	305,000	5,400,000	320,000
Lafayette Parish -					
General obligation bonds	66,715,000	-	2,470,000	64,245,000	2,580,000
Other liabilities:					
Compensated absences	14,757,049	4,530,204	4,738,866	14,548,387	4,706,788
OPEB payable	3,399,360	2,006,194	1,656,165	3,749,389	-
Claims liabilities	16,894,516	20,386,898	25,312,621	11,968,793	7,656,117
	454,560,925	42,613,296	52,287,652	444,886,569	\$ 34,417,905
Unamortized bond premiums	8,417,004	1,263,270	770,545	8,909,729	
Unamortized loss on refunding	(10,831,603)	-	(884,707)	(9,946,896)	
Governmental activities long-term liabilities	<u>\$ 452,146,326</u>	<u>\$ 43,876,566</u>	<u>\$ 52,173,490</u>	<u>\$ 443,849,402</u>	
Business-type activities:					
Utilities revenues bonds:					
Series 1996	\$ 5,445,000	\$ -	\$ 1,025,000	\$ 4,420,000	\$ -
Series 2004	183,410,000	-	175,410,000	8,000,000	-
Series 2010	86,080,000	-	2,235,000	83,845,000	-
Series 2012	-	153,960,000	1,005,000	152,955,000	-
	274,935,000	153,960,000	179,675,000	249,220,000	-
Unamortized bond premiums	7,049,228	30,598,063	6,119,285	31,528,006	
Unamortized loss on refunding	-	(13,754,720)	(1,057,688)	(12,697,032)	
Total	<u>281,984,228</u>	<u>170,803,343</u>	<u>184,736,597</u>	<u>268,050,974</u>	
Communications revenue bonds:					
Series 2007	103,895,000	-	3,450,000	100,445,000	-
Series 2012 A	7,595,000	-	-	7,595,000	-
Series 2012 B	7,000,000	-	-	7,000,000	-
	118,490,000	-	3,450,000	115,040,000	-
Unamortized bond premiums	2,753,129	-	197,593	2,555,536	
Total	<u>121,243,129</u>	<u>-</u>	<u>3,647,593</u>	<u>117,595,536</u>	
Compensated absences	7,862,209	1,858,257	2,155,909	7,564,557	1,900,582
Total primary government	<u>411,089,566</u>	<u>172,661,600</u>	<u>190,540,099</u>	<u>393,211,067</u>	
LPPA revenue bonds:	38,720,000	65,100,000	7,235,000	96,585,000	3,145,000
Unamortized bond premium	276,358	10,327,627	489,148	10,114,837	
Total	<u>38,996,358</u>	<u>75,427,627</u>	<u>7,724,148</u>	<u>106,699,837</u>	
Business-type activities long-term liabilities	<u>\$ 450,085,924</u>	<u>\$ 248,089,227</u>	<u>\$ 198,264,247</u>	<u>\$ 499,910,904</u>	<u>\$ 5,045,582</u>

LAFAYETTE CITY-PARISH CONSOLIDATED GOVERNMENT
Lafayette, Louisiana

Notes to the Basic Financial Statements (Continued)

The annual debt service requirements to maturity of all bonds outstanding at October 31, 2013 follows:

City of Lafayette –

Year Ended October 31	Sales Tax		
	Principal	Interest	Total
2014	\$ 17,155,000	\$ 11,451,394	\$ 28,606,394
2015	16,930,000	13,600,071	30,530,071
2016	17,200,000	12,899,260	30,099,260
2017	17,970,000	12,147,455	30,117,455
2018	18,725,000	11,352,766	30,077,766
2019 - 2023	98,620,000	43,467,466	142,087,466
2024 - 2028	65,685,000	21,564,560	87,249,560
2029 - 2033	37,580,000	9,970,617	47,550,617
2034 - 2037	15,535,000	1,332,221	16,867,221
	<u>\$305,400,000</u>	<u>\$ 137,785,810</u>	<u>\$443,185,810</u>

Year Ended October 31	Taxable Refunding Bonds		
	Principal	Interest	Total
2014	\$ 2,000,000	\$ 742,031	\$ 2,742,031
2015	2,075,000	1,409,063	3,484,063
2016	2,155,000	1,331,250	3,486,250
2017	2,240,000	1,250,438	3,490,438
2018	12,560,000	1,166,438	13,726,438
2019 - 2023	15,160,000	4,454,813	19,614,813
2024 - 2028	3,385,000	1,941,185	5,326,185
	<u>\$ 39,575,000</u>	<u>\$ 12,295,218</u>	<u>\$ 51,870,218</u>

Year Ended October 31	Certificates of Indebtedness		
	Principal	Interest	Total
2014	\$ 320,000	\$ 98,550	\$ 418,550
2015	330,000	185,420	515,420
2016	345,000	173,375	518,375
2017	360,000	160,783	520,783
2018	375,000	147,643	522,643
2019 - 2023	2,145,000	519,578	2,664,578
2024 - 2026	1,525,000	112,968	1,637,968
	<u>\$ 5,400,000</u>	<u>\$ 1,398,317</u>	<u>\$ 6,798,317</u>

LAFAYETTE CITY-PARISH CONSOLIDATED GOVERNMENT
Lafayette, Louisiana

Notes to the Basic Financial Statements (Continued)

Lafayette Parish Government –

Year Ended October 31	General Obligation Bonds		
	Principal	Interest	Total
2014	\$ 2,580,000	\$ 2,630,491	\$ 5,210,491
2015	2,695,000	2,553,791	5,248,791
2016	2,805,000	2,469,535	5,274,535
2017	2,915,000	2,379,404	5,294,404
2018	3,050,000	2,263,654	5,313,654
2019 - 2023	17,695,000	9,210,574	26,905,574
2024 - 2028	19,965,000	5,046,858	25,011,858
2029 - 2033	9,145,000	1,853,175	10,998,175
2034 - 2036	3,395,000	171,875	3,566,875
	<u>\$ 64,245,000</u>	<u>\$ 28,579,357</u>	<u>\$ 92,824,357</u>

Proprietary Funds –

Year Ended October 31	Utilities		
	Principal	Interest	Total
2014	\$ -	\$ 5,989,458	\$ 5,989,458
2015	19,360,000	11,701,604	31,061,604
2016	11,825,000	11,197,065	23,022,065
2017	12,285,000	10,737,018	23,022,018
2018	12,860,000	10,218,061	23,078,061
2019 - 2023	67,545,000	42,055,200	109,600,200
2024 - 2028	84,730,000	23,901,775	108,631,775
2029 - 2033	23,535,000	7,458,563	30,993,563
2034 - 2036	17,080,000	1,249,613	18,329,613
	<u>\$ 249,220,000</u>	<u>\$ 124,508,357</u>	<u>\$ 373,728,357</u>

Year Ended October 31	Communications		
	Principal	Interest	Total
2014	\$ -	\$ 2,922,030	\$ 2,922,030
2015	3,590,000	5,759,713	9,349,713
2016	3,755,000	5,583,723	9,338,723
2017	3,940,000	5,400,688	9,340,688
2018	4,125,000	5,210,129	9,335,129
2019 - 2023	25,075,000	22,624,125	47,699,125
2024 - 2028	37,220,000	14,832,604	52,052,604
2029 - 2032	37,335,000	4,077,568	41,412,568
	<u>\$ 115,040,000</u>	<u>\$ 66,410,580</u>	<u>\$ 181,450,580</u>

LAFAYETTE CITY-PARISH CONSOLIDATED GOVERNMENT
Lafayette, Louisiana

Notes to the Basic Financial Statements (Continued)

Blended Component unit

LPPA revenue bonds outstanding at October 31, 2013 are as follows:

	Issue Date	Interest Rates	Balance Outstanding
Series 2007	12/05/07	3.50 – 5.00	\$ 31,485,000
Series 2012	12/21/12	3.00 – 5.00	<u>65,100,000</u>
			96,585,000
Add: unamortized premium			<u>10,114,837</u>
Net revenue bonds outstanding			<u>\$106,699,837</u>

The annual debt service requirements on all LPPA bonds outstanding at October 31, 2013 are as follows:

Year Ended October 31	Principal	Interest	Total
2014	\$ 3,145,000	\$ 4,251,019	\$ 7,396,019
2015	2,860,000	4,154,181	7,014,181
2016	2,955,000	4,046,869	7,001,869
2017	3,075,000	3,923,981	6,998,981
2018	3,195,000	3,798,581	6,993,581
2019 - 2023	17,850,000	17,091,991	34,941,991
2024 - 2028	22,070,000	12,703,463	34,773,463
2029 - 2033	<u>41,435,000</u>	<u>5,464,125</u>	<u>46,899,125</u>
	<u>\$ 96,585,000</u>	<u>\$55,434,210</u>	<u>\$152,019,210</u>

Bond Refunding

On January 11, 2013, the Government issued \$153,960,000 of Utilities Revenue Refunding Bonds, Series (interest rate of 4.0% to 5.0% maturing in 2028) to advance refund \$167,810,000 of \$183,410,000 of outstanding Utilities Revenue Bonds, Series 2004 (interest rate of 4.0% to 5.25% maturing in 2029). The net proceeds of \$184,532,009 (after premiums of \$30,598,063, payment of issuance costs and deposit of \$15,904,000 to the debt service reserve fund) plus an additional \$1,212,063 of 2004 Series bonds reserve monies were deposited in an irrevocable trust with an escrow agent to provide for all future debt service payments on the refunded Series 2004 bonds. Therefore, the liability for the portion of 2004 Series bonds refunded has been removed from the financial statements. As a result of the refunding, the Government reduced its total debt service requirements by \$24,117,023, which resulted in an economic gain (difference between the present values of the debt service payments on the old and new debt) of \$21,121,410.

The advance refunding resulted in a difference between the reacquisition price and the net carrying amount of the old debt of \$13,754,720. The difference, reported in the accompanying financial statements as a deduction from bonds payable, will be charged to operations through the year 2028. The loss amortization for the year ended October 31, 2013 was \$1,057,688. The remaining unamortized loss at October 31, 2013 was \$12,697,032.

LAFAYETTE CITY-PARISH CONSOLIDATED GOVERNMENT
Lafayette, Louisiana

Notes to the Basic Financial Statements (Continued)

Prior Year Debt Defeasance

The Government has defeased certain revenue bonds by placing the proceeds of new bonds in irrevocable trusts to provide for all future debt service payments on old bonds. Accordingly, the trust accounts' assets and the liabilities for the defeased bonds are not included in the Government's financial statements. At October 31, 2013, the following bonds are considered defeased:

Primary government:

City sales tax revenue bonds:

1961 sales tax	\$ 5,650,000
1985 sales tax	13,955,000
Parish general obligation bonds	<u>16,630,000</u>
	<u>\$ 36,235,000</u>

Discretely presented component units:

Lafayette Public Trust Financing Authority	<u>\$ 900,000</u>
--	-------------------

(17) Authorization for Sale of Additional Bonds

At elections held on April 4, 1981, July 20, 1985 and July 17, 1997, voters of the City of Lafayette approved the issuance of additional sales tax revenue bonds. At October 31, 2013, the remaining approved amounts are as follows:

	<u>1961 Sales Tax</u>	<u>1985 Sales Tax</u>
Street improvements	\$ 72,108,491	\$ 57,505,306
Drainage improvements	10,221,025	16,069,030
Recreation/parks improvements	2,186,510	4,703,664
North University Underpass	2,762,141	-
Public buildings	<u>203,833</u>	<u>-</u>
Total	<u>\$ 87,482,000</u>	<u>\$ 78,278,000</u>

(18) Risk Management

The Government is exposed to various risks of loss, which are handled through internal service funds as described below:

Self-Insurance Fund

In November 1, 1979, the Government became self-insured with regard to workers' compensation, general liability, law enforcement, errors and omissions, automobile liability, automobile physical damage and property. The Self-Insurance Fund was established to account for claims, expenses, and administrative costs related to these self-insured and retained risks. The fund uses a third party administrator to service and estimate claim losses and uses both in-house legal staff and outside counsel for defense of self-insured claims. Excess risk or stop-loss coverage is used to limit retained risk where feasible and the cost of such coverage is also paid through the Risk Management Fund. The following is a summary of the Government's self-insured retentions.

LAFAYETTE CITY-PARISH CONSOLIDATED GOVERNMENT
Lafayette, Louisiana

Notes to the Basic Financial Statements (Continued)

Workers' compensation	
Police and Fire	\$ 750,000
Other	\$ 500,000
General liability	Unlimited
Errors and omissions	Unlimited
Automobile liability	Unlimited
Fleet collision	Unlimited
Property:	
Power plant	\$ 500,000
Other	\$ 50,000

As an internal service activity, the Self Insurance Fund is a proprietary fund in which both current and long-term liabilities for claims and losses are recognized and reported when it is probable that a loss has occurred and the amount of the loss can be reasonably estimated. Claim liabilities are based upon the estimated ultimate cost of settling the claims including specific, incremental claim adjustment expenses, salvage, and subrogation and considering the effects of inflation and recent claim settlement trends including frequency and amount of payouts and other economic and social factors. Liabilities include an amount for claims that have been incurred but not reported (IBNRs). The Government currently does not discount its claims liabilities.

The following is a summary of changes in claims liability for the year ended October 31, 2013:

	2013	2012
Unpaid claims liability, beginning	\$ 10,951,174	\$ 9,019,337
Current year claims and changes in estimates	3,464,735	5,720,749
Claims paid	(3,806,441)	(3,788,912)
Unpaid claims liability, ending:	<u>\$ 10,609,468</u>	<u>\$ 10,951,174</u>
Claims due within one year	6,296,792	5,063,048
Claims payable after one year	<u>4,312,676</u>	<u>5,888,126</u>
	<u>\$ 10,609,468</u>	<u>\$ 10,951,174</u>

Although the Government's Self-Insurance Fund is operated on a unitary basis, contributions for premiums, reserves and losses for coverage is divided between those applicable to the Government's utilities and communications systems and those applicable to non-utility funds (funded primarily from General Fund revenues). These contributions are also reported as external transactions. The net position at October 31, 2013 is applicable to utility and non-utility activity as follows:

Net position:	
Utilities	\$ (2,318)
Communications	(149,034)
Other	<u>(10,706,341)</u>
Total	<u>\$ (10,857,693)</u>

Each year, the Utilities and Communications systems and those non-utility funds reimburse the Self-Insurance Fund based on the prior year actual losses.

LAFAYETTE CITY-PARISH CONSOLIDATED GOVERNMENT
Lafayette, Louisiana

Notes to the Basic Financial Statements (Continued)

Group Hospitalization Fund

During the fiscal year ending October 31, 1988, the City became self-insured for group hospitalization, at which time a Group Hospitalization Fund was established to account for claims, expenses, and administrative costs related to these self-insured and retained risks. Upon consolidation in September of 1996, the Parish employees were included in the program. Both employer's and employees' portions of premiums are paid into the Group Hospitalization Fund and are available to pay claims and administrative costs. Excess risk or stop-loss coverage is used to limit retained risk where feasible and the cost of such coverage is also paid through the Group Hospitalization Fund. The stop-loss retention is limited to \$150,000 per person. The insurance policy provides a maximum benefit of \$1,850,000 per person per year.

As an internal service activity, the Group Hospitalization Fund is a proprietary fund in which liabilities are reported when it is probable that a loss has occurred and the amount of the loss can be reasonably estimated. Claim liabilities are based upon the estimated ultimate cost of settling the claims including specific, incremental claim adjustment expenses, salvage, and subrogation and considering the effects of inflation and recent claim settlement trends including frequency and amount of payouts and other economic and social factors. Liabilities include an amount for claims that have been incurred but not reported (IBNRs). The Government currently does not discount its claims liabilities.

Changes in the balances of claims liabilities (all due in one year) during the last two years ended October 31 are as follows:

	2013	2012
Claims liability, beginning	\$ 1,688,937	\$ 2,076,662
Current year claims and changes in estimates	16,922,163	15,752,224
Claims paid	<u>(17,251,775)</u>	<u>(16,139,949)</u>
Claims liability, ending	<u>\$ 1,359,325</u>	<u>\$ 1,688,937</u>

Claims payable for group hospitalization of \$1,359,325 at October 31, 2013 was determined as follows:

1. Claims incurred prior to October 31, 2013 and paid subsequently:

<u>Paid as of</u>	<u>Amount</u>	
November 2013	\$ 908,159	
December 2013	188,616	
January 2014	<u>125,388</u>	1,222,163
2. Provision for claims incurred but not reported		<u>137,162</u>
Total claims payable		<u>\$ 1,359,325</u>

The provision for claims incurred but not reported of \$137,162 was calculated utilizing historical information adjusted for current trends.

LAFAYETTE CITY-PARISH CONSOLIDATED GOVERNMENT
Lafayette, Louisiana

Notes to the Basic Financial Statements (Continued)

(19) Commitments and Contingencies

A. Contingent Liabilities

The Government is a defendant in various lawsuits. Although the outcome of these lawsuits is not presently determinable, in the opinion of the Consolidated Government's attorneys, any judgments rendered in favor of the plaintiff or payments resulting from compromise settlements, if any, will be within the limits of the various insurance coverages carried by the Consolidated Government or funded through its self-insurance program.

B. Grant Audits

The Government receives grants for specific purposes that are subject to review and audit by the agencies providing the funding. Such audits and reviews could result in expenses being disallowed under the terms and conditions of the grants. In the opinion of management, such disallowances, if any, would be immaterial.

C. Arbitrage Rebate

Section 148 of the Internal Revenue Code of 1986, as amended, requires that issuers of tax-exempt debt make arbitrage calculations annually on bonds issued after August 31, 1986 to determine whether an arbitrage rebate liability exists between the issuer and the U.S. Department of the Treasury. Arbitrage is the difference (or profit) earned from borrowing funds at tax-exempt rates and investing the proceeds in higher yielding taxable securities.

Based upon arbitrage rebate calculations made as of October 31, 2013, it was determined that no liability existed at October 31, 2013.

D. Construction Commitments

At October 31, 2013, the Government had several uncompleted construction contracts. The remaining commitment on these contracts was \$5,727,270.

E. Purchase Commitments

On March 26, 2012 the LPPA and the Louisiana Energy and Power Authority (LEPA) entered into a two-year contract with Arch Coal Sales Company, Inc. which expires on December 31, 2014. The LPPA's share of the contract tonnage to be purchased is 1,800,000 tons.

The terms of the contracts and annual quantities to be purchased are as follows:

Calendar Year	Annual Quantity	Committed Cost	Purchase Commitment
2013	900,000	12.00	10,800,000
2014	900,000	13.00	11,700,000
	<u>1,800,000</u>		<u>\$ 22,500,000</u>

The contract price per ton is to be adjusted quarterly based upon the changes in certain economic indices stated in the contract. As of October 31, 2013, LPPA purchased 786,153 tons at \$12 per ton for a total cost of \$9,433,836 under the calendar year 2013 contract.

LAFAYETTE CITY-PARISH CONSOLIDATED GOVERNMENT
Lafayette, Louisiana

Notes to the Basic Financial Statements (Continued)

(20) Contract for Purchase of Power

On May 1, 1977, the City of Lafayette entered into a power sales contract with the LPPA for purchase of all electric power and energy which is capable of generation from LPPA's 50% ownership interest in a fossil fuel steam electric generating plant near Boyce, Louisiana. The generating unit has a net generating capability of approximately 530 MW.

Under the terms of the power sales contract, which will terminate on April 30, 2017, the City makes monthly payments sufficient to cover: all debt service of LPPA (including debt service reserve requirements); the amount which LPPA is required under its bond resolution(s) to pay or set aside during such month into any other fund or account established by the bond resolutions including working capital funds; any payments which LPPA is required to make for the cost of renewals, replacements or preventive maintenance of the facility; and the costs of producing or delivering power and energy during such month (including general and administrative expenses, but excluding depreciation). Such payments will continue throughout the term of the contract whether or not the unit is operable or whether power or energy is being delivered to the City under the terms of the contract.

(21) Post Retirement Health Care Benefits

Plan Description: The Lafayette Consolidated Government's medical benefits are provided through insured programs and are made available to employees upon actual retirement.

Employees are covered by four different Retirement Systems: Municipal Employees Retirement System (MERS), whose retirement eligibility (D.R.O.P. entry) provisions are as follows: 25 years of service at any age; or, age 60 and 10 years of service; Parochial Employees Retirement System (PERS), whose retirement eligibility (D.R.O.P. entry) provisions are as follows: 30 years of service at any age; age 55 and 25 years of service; age 60 and 10 years of service; or, age 65 and 7 years of service; Firefighters' Retirement System (FRS), whose retirement eligibility (D.R.O.P. entry) provisions are as follows: 25 years of service at any age; or, age 50 and 20 years of service; and, the Municipal Police Employees' Retirement System (MPERS), whose retirement eligibility (D.R.O.P. entry) provisions are as follows: 25 years of service at any age; age 50 and 20 years of service; or, age 55 and 12 years of service. The plan provisions are contained in the official plan documents.

Contribution Rates: Employees do not contribute to their post employment benefits costs until they become retirees and begin receiving those benefits. The contribution rates are contained in the official plan documents.

Funding Policy: Until 2007, the Government recognized the cost of providing post-employment medical (the Government's portion of the retiree medical benefit premiums) as an expense when the benefit premiums were due and thus financed the cost of the post-employment benefits on a pay-as-you-go basis. Effective fiscal year beginning November 1, 2007, the Government implemented Government Accounting Standards Board Statement Number 45, *Accounting and Financial Reporting by Employers for Post employment Benefits Other than Pensions* (GASB 45).

In the fiscal year ending October 31, 2013, the Government's portion of health care funding cost for retired employees totaled \$1,656,165. This amount was applied toward the Net OPEB Obligation as shown in the following table.

LAFAYETTE CITY-PARISH CONSOLIDATED GOVERNMENT
Lafayette, Louisiana

Notes to the Basic Financial Statements (Continued)

Annual Required Contribution: The Government's other postemployment benefit (OPEB) cost is calculated based on the annual required contribution of the employer (ARC), an amount actuarially determined in accordance with GASB 45. The ARC is the sum of the normal cost plus the contribution to amortize the unfunded actuarial liability (UAAL). A level-dollar, open amortization period of 30 years (the maximum amortization period allowed by GASB 45) has been used for the post-employment benefits. The actuarially computed ARC is as follows:

Normal Cost	\$ 617,940
30-year UAL amortization amount	<u>1,448,865</u>
Annual required contribution	<u><u>\$ 2,066,805</u></u>

The following table shows the components of the Government's annual OPEB cost for the year, the amount contributed to the plan, and the changes in the Government's net OPEB obligation:

Annual required contribution	\$ 2,066,805
Interest on Net OPEB Obligation	135,974
ARC adjustment	<u>(196,585)</u>
Annual OPEB cost (expense)	2,006,194
Contributions made	-
Current year retiree premium	<u>(1,656,165)</u>
Increase in net OPEB obligation	350,029
Net OPEB obligation - beginning of year	<u>3,399,360</u>
Net OPEB obligation - end of year	<u><u>\$ 3,749,389</u></u>

The Government's annual OPEB cost, the percentage of the annual OPEB cost contributed to the plan, and the net OPEB obligation as of 2011, 2012, and 2013 follows:

Fiscal Year Ended	Annual OPEB Cost	Percentage of Annual OPEB Cost Contributed	Net OPEB Obligation
10/31/2011	\$ 1,700,163	64.17%	\$ 2,999,007
10/31/2012	\$ 1,933,839	79.30%	\$ 3,399,360
10/31/2013	\$ 2,006,194	82.55%	\$ 3,749,389

Funded Status and Funding Progress: In the fiscal year ending October 31, 2013, the Government made no contributions to its post employment benefits plan. The plan was not funded, has no assets, and hence has a funded ratio of zero. Based on the November 1, 2011 actuarial valuation, the most recent valuation, the Actuarial Accrued Liability (AAL) at the end of the year October 31, 2013 was \$25,053,530, which is defined as that portion, as determined by a particular actuarial cost method (the Government used the Projected Unit Credit Cost Method), of the actuarial present value of post employment plan benefits and expenses which is not provided by normal cost.

LAFAYETTE CITY-PARISH CONSOLIDATED GOVERNMENT
Lafayette, Louisiana

Notes to the Basic Financial Statements (Continued)

Actuarial Accrued Liability (AAL)	\$ 25,053,530
Actuarial Value of Plan Assets	<u>-</u>
Unfunded Act Accrued Liability (UAAL)	<u>\$ 25,053,530</u>
Funded Ratio (Act Val. Assets/AAL)	0.00%
Covered payroll (active plan members)	\$100,701,898
UAAL as a percentage of covered payroll	24.88%

The schedule of funding progress included in required supplementary information following the notes to the financial statements presents multi-year trend information that shows whether the actuarial value of plan assets is increasing or decreasing over time relative to the actuarial accrued liabilities for benefits. Because GASB 45 allows bi-annual valuations, no actuarial valuation has been performed since November 1, 2011.

Actuarial Methods and Assumptions: Actuarial valuations involve estimates of the value of reported amounts and assumptions about the probability of events far into the future. The actuarial valuation for post employment benefits includes estimates and assumptions regarding (1) turnover rate; (2) retirement rate; (3) health care cost trend rate; (4) mortality rate; (5) discount rate (investment return assumption); and (6) the period to which the costs apply (past, current, or future years of service by employees). Actuarially determined amounts are subject to continual revision as actual results are compared to past expectations and new estimates are made about the future.

The actuarial calculations are based on the types of benefits provided under the terms of the substantive plan (the plan as understood by the Government and its employee plan members) at the time of the valuation and on the pattern of sharing benefit costs between the Government and its plan members to that point. The projection of benefits for financial reporting purposes does not explicitly incorporate the potential effects of legal or contractual funding limitations on the pattern of cost sharing between the Government and plan members in the future. Consistent with the long-term perspective of actuarial calculations, the actuarial methods and assumptions used include techniques that are designed to reduce short-term volatility in actuarial liabilities and the actuarial value of assets.

Actuarial Cost Method: The ARC is determined using the Projected Unit Credit Cost Method. The employer portion of the cost for retiree medical care in each future year is determined by projecting the current cost levels using the healthcare cost trend rate and discounting this projected amount to the valuation date using the other described pertinent actuarial assumptions, including the investment return assumption (discount rate), mortality, and turnover.

Actuarial Value of Plan Assets: As of the valuation date, there are not any assets. It is anticipated that in future valuations a smoothed market value consistent with Actuarial Standards Board ASOP 6, as provided in paragraph number 125 of GASB Statement 45.

Turnover Rate: An age-related turnover scale based on actual experience as described by administrative staff has been used. The rates, when applied to the active employee census, produce an annual turnover of approximately 13.75%. Based on plan experience, it has also been assumed that 10% of retirees decline health insurance upon retirement because of the required retiree premium.

Post employment Benefit Plan Eligibility Requirements: It is assumed that entitlement to benefits will commence six years after earliest eligibility to enter the D.R.O.P. as described above under the heading "Plan Description". This consists of three to five years in D.R.O.P. in combination with an additional one to three years delay. Medical benefits are provided to employees upon actual retirement.

LAFAYETTE CITY-PARISH CONSOLIDATED GOVERNMENT
Lafayette, Louisiana

Notes to the Basic Financial Statements (Continued)

Investment Return Assumption (Discount Rate): GASB Statement 45 states that the investment return assumption should be the estimated long-term investment yield on the investments that are expected to be used to finance the payment of benefits. Based on the assumption that the ARC will not be funded, a 4% annual investment return has been used in this valuation.

Health Care Cost Trend Rate: The expected rate of increase in medical cost is based on projections performed by the Office of the Actuary at the Centers for Medicare & Medicaid Services as published in National Health Care Expenditures Projections: 2003 to 2013, Table 3: National Health Expenditures, Aggregate and per Capita Amounts, Percent Distribution and Average Annual Percent Change by Source of Funds: Selected Calendar Years 1990-2013, released in January, 2004 by the Health Care Financing Administration (www.cms.hhs.gov). "State and Local" rates for 2008 through 2013 from this report were used, with rates beyond 2013 graduated down to an ultimate annual rate of 5.0% for 2016 and later.

Mortality Rate: The 1994 Group Annuity Reserving (94GAR) table, projected to 2002, based on a fixed blend of 50% of the unloaded male mortality rate and 50% of the unloaded female mortality rates, was used. This is a published mortality table which was designed to be used in determining the value of accrued benefits in defined benefit pension plans.

Method of Determining Value of Benefits: The "value of benefits" has been assumed to be the portion of the premium after retirement date expected to be paid by the employer for each retiree and has been used as the basis for calculating the actuarial present value of OPEB benefits to be paid. The medical rates provided are "blended" rates for active and retired. Since "unblended" rates are required by GASB 45 for valuation purposes, we have estimated the unblended retiree rates for pre-Medicare eligibility as being 130% of the blended rates. Coverage is provided for retirees only, not dependents, and ceases after Medicare eligibility.

Post-retirement Benefit Increases: The plan benefit provisions in effect for retirees as of the valuation date have been used and it has been assumed for valuation purposes that there will not be any changes in the future.

Inflation Rate: Included in both the investment return assumption and the healthcare cost trend rates above is an implicit inflation assumption of 2.50% annually.

Projected Salary Increases: This assumption is not applicable since neither the benefit structure nor the valuation methodology involves salaries.

(22) Employee Retirement Systems

The Government participates in the Municipal Employees Retirement System (MERS), Parochial Employees' Retirement System (PERS), State of Louisiana - Municipal Police Employees' Retirement System (MPERS) and State of Louisiana - Firefighters' Retirement System (FRS). These systems are cost-sharing, multi-employer retirement systems which cover virtually all Lafayette Consolidated Government employees. Substantially all Government employees participate in one of the following retirement systems:

LAFAYETTE CITY-PARISH CONSOLIDATED GOVERNMENT
Lafayette, Louisiana

Notes to the Basic Financial Statements (Continued)

A. Municipal Employees' Retirement Systems (MERS)

Plan description: Employees are eligible to retire under Plan A of the System at age 60 with 10 years of creditable service, or at any age with 25 years of creditable service. Monthly benefits consist of 3% of a member's final compensation, multiplied by years of service with certain limitations. The System also provides disability and survivor benefits. All benefits are established by state statute. MERS issues a publicly available financial report that includes the required supplemental information. That report may be obtained by writing to Municipal Employees' Retirement System of Louisiana, 7937 Office Park Boulevard, Baton Rouge, Louisiana 70809.

Funding policy: Plan members were required to contribute 9.25% through June 30, 2013 and 9.50% beginning July 1, 2013 of their annual covered salary and the Government is required to contribute at an actuarially determined rate. The employer contribution rate was 17.00% through June 30, 2013 and 18.75% beginning July 1, 2013. The contribution requirements of plan members and the Government are established by statute. The Government's contributions to MERS for the years ended October 31, 2013, 2012, and 2011 were \$3,513,288, \$3,383,712, and \$2,812,354, respectively, equal to the required contribution each year.

B. Parochial Employees' Retirement System (PERS)

Plan description: Members of the plan may retire with 30 years of creditable service regardless of age, with 25 years of service at age 55, and with 10 years of service at age 60. Benefit rates are 1% of final compensation (average monthly earnings during the highest 36 consecutive months, or joined months if service was interrupted) plus \$2.00 per month for each year of service credited prior to January 1, 1980, and 3% of final compensation for each year of service after January 1, 1980. The System also provides disability and survivor benefits. Benefits are established by state statute. PERS issues a publicly available financial report that includes the required supplemental information. That report may be obtained by writing to Parochial Employees' Retirement System of Louisiana, Post Office Box 14619, Baton Rouge, Louisiana 70898.

Funding policy: Plan members are required to contribute 9.50% of their annual covered salary to the plan and the Government is required to contribute at an actuarially determined rate. The rate was 15.75% through June 30, 2013 and 16.75% beginning July 1, 2013. The contribution requirements of plan members and the Government are established by statute. The Government's contribution to PERS for the years ended October 31, 2013, 2012, and 2011 were \$5,863,778, \$6,010,588, and \$6,081,449, respectively, equal to the required contribution each year.

C. State of Louisiana - Municipal Police Employees' Retirement System (MPERS)

Plan description: Members may retire at age 50 with at least 20 years of credited service, or at age 55 with at least 12 years of credited service. Benefit rates are 3-1/3 percent of a member's average final compensation, multiplied by the employee's years of credited service. The System also provides death and disability benefits. Benefits are established by state statute. The MERS issues a publicly available financial report that includes the required supplemental information. That report may be obtained by writing to Municipal Police Employees' Retirement System, 7722 Office Park Boulevard, Suite 200, Baton Rouge, Louisiana 70809-7601.

LAFAYETTE CITY-PARISH CONSOLIDATED GOVERNMENT
Lafayette, Louisiana

Notes to the Basic Financial Statements (Continued)

Funding policy: Plan members are required to contribute 10.00% of their annual covered salary and the Government is required to contribute at a rate established by State statute. The rate was 31.00% for the fiscal year ended October 31, 2013. The Government's contributions to MERS for the years ended October 31, 2013, 2012, and 2011 were \$3,940,495, \$3,701,351, and \$3,403,155, respectively, equal to the required contribution for each year.

D. State of Louisiana – Firefighters' Retirement System (FRS)

Plan description: Members of the plan may retire at age 50 with at least 20 years of credited service, age 55 with at least 12 years of credited service, or at least 25 years of credited service at any age. Benefits are 3-1/3 percent of a member's average final compensation, multiplied by the employee's years of credited service. The System also provides death and disability benefits. Benefits are established by state statute. The Firefighters' Retirement System issues a publicly available financial report that includes the required supplemental information. That report may be obtained by writing to Firefighters' Retirement System, Post Office Box 94095 Capital Station, Baton Rouge, Louisiana 70804-9095.

Funding policy: Plan members are required to contribute 8.00% through June 30, 2013 and 10.00% beginning July 1, 2013 of their annual covered salary and the Government is required to contribute at an actuarially determined rate. The rate was 24.00% through June 30, 2013 and 28.25% beginning July 1, 2013. The contribution requirements of plan members are established and may be amended by the System's Board of Trustees. The Government's contributions to FRS for the years ended October 31, 2013, 2012, and 2011 were \$2,587,392, \$2,446,162, and \$2,318,930, respectively, equal to the required contribution for each year.

(23) Lawsuit Settlement

On July 11, 2008, a final settlement was reached whereby the Lafayette City Parish Consolidated Government agreed to pay the plaintiffs of a class action lawsuit a total settlement of \$7,500,000, including attorney fees and costs. The terms of the settlement required an initial payment of \$2,200,000 and the remaining balance to be paid in six (6) annual installments. As of October 31, 2013, the final installment of \$830,518 has been recorded as a liability/expenditure in the fund financial statements of the City of Lafayette - General Fund.

(24) Environmental Liabilities and Regulations

A. LUS

The site upon which the City's first power generation plant was once located has been identified as containing environmental contamination. In 1979, the City built an electrical substation on the site after the 80 year old generation plant was destroyed by fire. While performing electrical upgrades to the substation in 1991, the City discovered traces of petroleum products and began an investigation as to the source of the contaminants and the extent of contamination. As a result of extensive testing on the substation site and adjacent properties, it appears that the source of the contamination is likely to have been caused from underground storage tanks which once contained fuel oil and diesel fuel used in the generation of electrical power by the former utility plant.

LAFAYETTE CITY-PARISH CONSOLIDATED GOVERNMENT
Lafayette, Louisiana

Notes to the Basic Financial Statements (Continued)

The City currently is working with the Louisiana Department of Environmental Quality (LaDEQ) to determine what, if any, further remediation or testing at the site will be required. LaDEQ's Risk Evaluation and Corrective Action Program or "RECAP" now governs the remediation that may be required. While all investigations performed in the past were done with the approval of the LaDEQ, the RECAP regulations require testing and analyses not required during the initial investigations. The City is in the process of performing the required additional investigations at the site. The LaDEQ continues to be involved with all aspects of the project. Approval will be obtained from the LaDEQ prior to any additional investigation.

Based on information currently available, it appears that the site will require some minimal remediation and future monitoring. Costs for those tasks are estimated at \$60,000 and are accrued in the Utilities System Fund at October 31, 2013.

B. LPPA

The Authority is subject to federal, state and local laws and regulations governing the protection of the environment. Violations of these laws and regulations may result in substantial fines and penalties. The Authority has obtained the environmental permits necessary for its operation, and management believes the Authority is in compliance in all material respects with these permits, as well as all applicable environmental laws and regulations. Environmental requirements affecting electric power generation facilities are complex, change frequently, and have become more stringent over time as a result of new legislation, administrative actions, and judicial interpretations. Therefore, the capital costs and other expenditures necessary to comply with existing and new environmental requirements are difficult to determine.

The Environmental Protection Agency (EPA) has proposed and adopted rules under the authority of the Clean Air Act (CAA) relevant to the emissions of sulfur dioxide (SO₂) and nitrogen oxide (NO_x) from the Authority's generating units. The CAA established the Acid Rain Program to address the effects of acid rain and imposed restriction on SO₂ emissions from certain generating units. The CAA requires these generating units to possess a regulatory "allowance" for each ton of SO₂ emitted beginning in the year 2000. The EPA allocates a set number of allowances to each affected unit based on its historic emissions. As of October 31, 2012, the Authority had sufficient allowances for 2012 operations and expects to have sufficient allowances for 2013 operations under the Acid Rain Program. The Acid Rain Program also established emission rate limits on NO_x emissions for certain generating units. The Authority is able to achieve compliance with the Acid Rain Program permit limits for NO_x at the Rodemacher Unit. On July 6, 2011, the EPA finalized a rule titled "Federal Implementation Plans to Reduce Interstate Transport of Fine Particulate Matter and Ozone" known as CSAPR that would require significant reductions in SO₂ and NO_x emissions from electric generating units (EGUs) in 28 states, including Louisiana. Under CSAPR, the EPA would set total emissions limits for each state allowing limited interstate (and unlimited intrastate trading) of emission allowances among power plants to comply with these limits beginning January 1, 2012. Specifically for Louisiana, CSAPR would limit NO_x emissions for the ozone season, consisting of the months of May through September.

LAFAYETTE CITY-PARISH CONSOLIDATED GOVERNMENT
Lafayette, Louisiana

Notes to the Basic Financial Statements (Continued)

On December 30, 2011, in response to numerous petitions by both state and industry participants, the D. C. Circuit Court of Appeals issued an order staying implementation of CSAPR pending resolution of legal challenges to the rule. The Court further ordered that the Clean Air Interstate Rule, a predecessor rule to CSAPR, remain in place while CSAPR is stayed. Oral arguments are scheduled to be heard in April 2012 and the Court could decide the case as early as the summer of 2012. The Authority is considering various options for meeting the NO_x allocation established by CSAPR for the Rodemacher Unit in the event the stay is eventually lifted. These options include the installation of additional emission controls and the implementation of alternate dispatch schedules for generation units.

The EPA also has adopted rules under Section 112 of the CAA governing the emissions of mercury and other hazardous air pollutants from certain EGUs. The EPA established maximum achievable control technology (MACT) standards for coal-fired EGUs in late 2011, and signed a final rule setting forth national emissions standards for hazardous air pollutants from coal- and oil-fired electric utility steam generating units on December 16, 2011. The final rule is now known as MATS. MATS requires affected EGUs to meet specific numeric emission standards and work practice standards to address hazardous air pollutants.

In order to comply with these regulations, the Authority's 50% share of costs is approximately \$74,600,000. Compliance with CSAPR is estimated to be completed during the 2012-2013 fiscal year at a cost of \$6,100,000. Compliance with MATS is estimated to be completed during the 2013-2014 fiscal year at a cost of \$68,500,000. Funding for these projects will be obtained from existing funds and proceeds from the issuance of bonds. On December 21, 2012, Series 2012 Electric Revenue Bonds were issued and the net proceeds of approximately \$74,600,000 were deposited into the construction fund account.

(25) Flow of Funds; Restrictions on Use - Utility Revenues

Under the terms of various bond indentures on outstanding Utilities Revenue Bonds, all income and revenues of the Utilities System are pledged and dedicated to the retirement of said bonds and are to be deposited in funds as indicated below.

All revenue, except income received from the sale of capital assets and charges between divisions of the Utilities System, shall be deposited daily into a Receipts Fund. Out of the Receipts Fund, there shall be transferred to an Operating Fund from time to time as needed during each sinking fund year amounts sufficient to provide for the payment of costs of operation and maintenance.

After meeting the requirements of the Operating Fund, the monies in the Receipts Fund shall be transferred to the Sinking Fund in amounts sufficient to pay promptly and fully the principal of, premium, if any, and the interest on the outstanding revenue bonds as they become due and payable whether by maturity or mandatory call. Appropriate amounts shall also be placed in the Sinking Fund to allow for the payment of the charges of the paying agent. On or before the day before the interest payment date, sufficient funds to make the payment of the principal and/or interest owed on the obligations, as of that interest payment date, shall be deposited with the paying agent.

LAFAYETTE CITY-PARISH CONSOLIDATED GOVERNMENT
Lafayette, Louisiana

Notes to the Basic Financial Statements (Continued)

After meeting the requirements of the Operating and Sinking Funds, monies in the Receipts Fund are transferred to the Reserve Fund to satisfy the reserve requirements for reserve secured bonds. Amounts in the Reserve Fund are used solely for the purposes of curing deficiencies in the Sinking Fund for the payment when due of the principal of, premium, if any, and interest on the reserve secured bonds.

After meeting the requirements of the Reserve Fund, the monies in the Receipts Fund shall be deposited in the Capital Additions Fund. The monies in the Capital Additions Fund shall be used for the payment of principal and redemption price of and interest on obligations when due at any time monies are not available. It shall also be used to make the in lieu of tax payment to the City General Fund. The remaining money in the Capital Additions Fund may be used for (1) paying capital costs, (2) creation of a rate stabilization account to provide for temporary loss of revenue, (3) payment of subordinated indebtedness and subordinated contract obligations, (4) purchase of outstanding obligations, or (5) making any payment or investment for any lawful purpose.

(26) Flow of Funds; Restrictions on Use – Communications Revenues

Under the terms of 2007 Communications System Revenue Bonds, all income and revenues of the Communications System are pledged and dedicated to the retirement of said bond and are to be deposited in accounts as indicated below.

All revenue, except income received from the sale of capital assets and proceeds from the issuance of bonds shall be deposited daily into a Receipts Account. Out of the Receipts Account, after the application of bond proceeds deposited for working capital have been exhausted, there shall be transferred to an Operating Account from time to time as needed during each debt service account year amounts sufficient to provide for the payment of costs of operation and maintenance.

After meeting the requirements of the Operating Account and after the capitalized interest deposited into the Debt Service Account has been exhausted, the monies in the Receipts Account shall be transferred to the Debt Service Account in amounts equal to 1/6 of the next semi-annual interest payment due and 1/12 of the next principal payment due on or before the 20th day of each month. On or before the 21st day of the month preceding each interest payment date, sufficient funds to make the payment of the principal and/or interest owed on the obligations, as of that interest payment date, shall be deposited with the paying agent.

After meeting the requirements of the Operating and Debt Service Sinking Accounts, monies in the Receipts Account are transferred to the Reserve Account to satisfy the reserve requirements for reserve secured bonds. Amounts in the Reserve Account are used solely for the purposes of curing deficiencies in the Sinking Account for the payment when due of the principal of, premium, if any, and interest on the reserve secured bonds.

After meeting the requirements of the Reserve Account, the monies in the Receipts Account shall be deposited in the Capital Additions Account. The monies in the Capital Additions Account shall be used for the payment of principal and redemption price of and interest on obligations when due at any time monies are not available. It shall also be used to make the in lieu of tax payment to the City General Fund. The remaining money in the Capital Addition Account may be used for: (1) paying capital costs, (2) payment of subordinated indebtedness and subordinated contract obligations, (3) purchase of outstanding obligations, or (4) making any payment or investment for any lawful purpose.

LAFAYETTE CITY-PARISH CONSOLIDATED GOVERNMENT
Lafayette, Louisiana

Notes to the Basic Financial Statements (Continued)

(27) Flow of Funds; Restrictions on Use - LPPA

Under the terms of the ordinance authorizing and providing for the issuance of electric revenue bonds to finance the acquisition of an ownership interest in a fossil fuel steam electric generating plant and for other purposes relating thereto, the bonds are special obligations payable solely from and secured by the revenues and other funds including bond proceeds. Such revenues consist of all income, fees, charges, receipts, profits, and other monies derived from its ownership and operation of the fossil fuel steam electric generating plant, other than certain money derived during the period of construction. Monies in the revenue fund shall first be applied to the payment of operating expenses of the plant. Monies in the revenue fund shall then be deposited into the bond fund to pay principal and premium, if any, and interest on all bonds as they become due and payable; and then applied to maintain in the bond fund reserve account an amount equal to the maximum annual debt service requirements on all bonds. After making the required payments into the operating account and bond fund, there shall be paid out of the revenue fund into the reserve and contingency fund an amount equal to \$1,500,000 or such greater amount as may be determined by the consulting engineer, provided that there shall not be required to be paid therein during any month an amount in excess of 25% of the amounts required to be paid during such month to the bond fund. If on any October 31st following the date of commercial operation, the monies credited (or to be credited as of such date) to the revenue fund shall exceed the required amount of working capital for the operation of the plant, the amount of such excess shall be applied (1) to reduce monthly power costs to the Government under the power sales contract, (2) to pay the cost of making repairs, renewals and replacements, additions, betterments and improvements to and extensions of the plant operations, (3) to the purchase or redemption of bonds, (4) to any other purpose in connection with the plant operation, or (5) to any other lawful purpose, including the payment of subordinated indebtedness.

The fuel cost stability fund was established to allow level billings to the retail customer when the generating plant is out of service for a period of seven days or more. In those instances, a credit may be applied to the monthly power bill to the Government. When the unit has been returned to operation, the funds which were applied as a credit are recovered by application of a surcharge to restore the fund balance over a reasonable period of time.

(28) Dedication of Proceeds and Flow of Funds - Sales and Use Taxes

City of Lafayette

A. Proceeds of the 1961 1% sales and use tax levied by the City of Lafayette (2013 collections \$42,389,177) are dedicated to the following purposes:

1. Capital improvements (as more fully described in the tax proposition) for streets, sidewalks and bridges; drains, drainage canals and sub-surface drainage; fire department stations and equipment; police department stations and equipment; garbage disposal and health and sanitation equipment and facilities; public buildings; public parks and recreational facilities and equipment; civil defense; and any other work of permanent public improvement, title to which shall be in the public.
2. Supplementing the revenues of the General Fund, after providing for debt service on outstanding bonds, provided that such an amount cannot exceed 35% of the annual sales tax revenues.

Proceeds of the tax have been pledged and dedicated to the retirement of various Public Street and Drainage Bonds with outstanding principal balances totaling \$185,555,000 at October 31, 2013.

LAFAYETTE CITY-PARISH CONSOLIDATED GOVERNMENT
Lafayette, Louisiana

Notes to the Basic Financial Statements (Continued)

- B. Proceeds of the 1985 1% sales and use tax levied by the City of Lafayette (2013 collections \$36,082,574) are dedicated to the following purposes:
1. Capital improvements (as more fully described in the tax proposition) for street and drainage improvements.
 2. Supplementing the revenues of the General Fund, after providing for debt service on outstanding bonds, provided that such an amount cannot exceed 35% of the annual sales tax revenues.

Proceeds of the tax have been pledged and dedicated to the retirement of Public Streets and Drainage Bonds with outstanding principal balances totaling \$119,845,000 at October 31, 2013.

Under the terms of the various bond indentures:

1. All proceeds of the tax are to be deposited daily into a Sales Tax Trust Fund.
 2. Each month, there will be transferred from the Sales Tax Trust Fund an amount estimated to be required to pay for all reasonable and necessary costs and expenses of collecting and administering the tax during the next succeeding month.
 3. On or before the 20th day of each month, there shall be transferred to a Sales Tax Bond Sinking Fund an amount equal to 1/6 of the interest falling due on the next interest payment date and 1/12 of the principal falling due on the next principal payment date.
 4. On or before the 20th day of each month, there shall also be transferred to a Sales Tax Bond Reserve Fund a prescribed sum until such time as there is on deposit in that fund a sum equal to the highest combined principal and interest requirements in any succeeding fiscal year on the outstanding bonds.
 5. Any funds remaining after the above transfers will be considered surplus and may be used for the purposes for which the tax was levied.
- C. Proceeds of the 1% sales and use tax levied by the City of Lafayette beginning October 1, 2006 on businesses located in the Lafayette I-10 Corridor District at Mile Marker 103 (2013 collections \$1,170,409) are dedicated for financing economic development projects in the District.

Lafayette Parish

Lafayette Parish is authorized by the voters of the parish to levy and collect a one percent (1%) sales and use tax on a parish-wide basis except for territory located within the boundaries of any incorporated municipality situated within the Parish. The sales tax ordinance provides that the net proceeds of the sales tax will be deposited in the General Fund of the Parish for general expenditures. Revenues from this tax totaled \$6,412,928 for the period ended October 31, 2013.

LAFAYETTE CITY-PARISH CONSOLIDATED GOVERNMENT
Lafayette, Louisiana

Notes to the Basic Financial Statements (Continued)

(29) Deficit Fund Balance and Unrestricted Net Position of Individual Funds

The following funds reported deficits at October 31, 2013:

Enterprise funds:	
Communications System	\$(47,036,153)
Internal service funds:	
Self-Insurance	\$(10,857,695)

These deficits will be funded by future excess revenues.

(30) Prior Period Adjustments

Enterprise Funds – Business-type Activities

During the current year, it was determined that imputed taxes were improperly calculated by a third party resulting in an overstatement of \$3,534,183 for the years 2009 through 2012. This error affected both the Utilities System Fund and the Communications System Fund. Additionally, the Communications System Fund erroneously duplicated depreciation on certain assets. As a result of these errors, the beginning net position of business-type activities in the statement of activities in the amount of \$496,478,485, as originally reported, has been increased by \$54,548 to \$496,533,033 and the beginning net position of the enterprise funds of \$500,926,809, as originally reported, has been increased by \$54,548 to \$500,981,357. The effect of these errors on the individual enterprise fund financial statements is as follows:

Utilities System Fund

	2012		
	As Previously Reported	Restatement	As Restated
Statement of net position:			
Other assets	\$ 28,337,329	\$ (3,534,183)	\$ 24,803,146
Net position	469,047,995	(3,534,183)	465,513,812
Statement of revenues, expenses, and changes in fund net position			
Change in net position	10,232,144	(823,293)	9,408,851

Communications System Fund

	2012		
	As Previously Reported	Restatement	As Restated
Statement of net position:			
Capital assets, net	\$ 91,682,754	\$ 54,548	\$ 91,737,302
Noncurrent liabilities	28,337,329	(3,534,183)	24,803,146
Net position (deficit)	(40,714,121)	3,588,731	(37,125,390)
Statement of revenues, expenses, and changes in fund net position			
Change in net position	(11,869,564)	1,669,794	(10,199,770)

LAFAYETTE CITY-PARISH CONSOLIDATED GOVERNMENT
Lafayette, Louisiana

Notes to the Basic Financial Statements (Continued)

Special Revenue Fund – Governmental Activities

During the current year, it was determined that receipt of grant revenues in the Parishwide Drainage Maintenance Fund in the amount of \$660,209 was erroneously recorded as grant revenue in a prior year. This revenue had been previously accrued in a capital projects construction fund. The effect of this error on the financial statements is as follows:

	2012		
	As Previously Reported	Restatement	As Restated
Statement of net position:			
Beginning net position - governmental activities	\$ 422,970,453	\$ (660,209)	\$ 422,310,244
Statement of revenues, expenditures, and changes in fund balance - governmental funds			
Beginning fund balances	273,789,667	(660,209)	273,129,458
Statement of revenues, expenditures, and changes in fund balances - Parishwide Drainage Maintenance Special Revenue Fund:			
Change in fund balance	11,044,891	(660,209)	10,384,682

(31) Compensation of Council

A detail of compensation paid to individual council members for the period ended October 31, 2013 follows:

Jared Bellard	\$ 25,480
Donald Bertrand	25,480
Kenneth Boudreaux	25,480
Jay Castille	25,480
Andre Naquin	25,480
Kevin Naquin	25,480
Keith Patin	25,480
Brandon Shelvin	25,480
William Theriot	25,480
	<u>\$ 229,320</u>

(32) Subsequent Events

On February 5, 2014, the Government agreed to pay a plaintiff in a lawsuit \$1,400,000 in consideration and final resolution of the plaintiff's litigation against the Government. The terms of the settlement required one lump sum payment of \$1,400,000 to be made on February 5, 2013. As of October 31, 2013, \$1,400,000 has been included as a claim payable/expense in the Self Insurance Internal Service statements of net position and revenues, expenses, and changes in fund net position.

(33) Subsequent Event Review

The Government's management has evaluated subsequent events through April 21, 2014, the date which the financial statements were available to be issued.

Required Supplementary Information

LAFAYETTE CITY-PARISH CONSOLIDATED GOVERNMENT
Lafayette, Louisiana
General Fund

Combined Budgetary Comparison Schedule
For the Year Ended October 31, 2013

	Original Budget	Final Budget	Actual	Variance with Final Budget Positive (Negative)
Revenues:				
Taxes -				
Ad valorem	\$ 23,926,217	\$ 23,926,217	\$ 24,164,810	\$ 238,593
Sales and use	31,499,480	31,499,480	33,779,241	2,279,761
Utility System payments in lieu of taxes	22,250,000	22,250,000	22,131,617	(118,383)
Other	3,594,300	3,732,713	3,598,597	(134,116)
Licenses and permits	2,654,290	2,654,290	2,930,195	275,905
Intergovernmental -				
State shared revenue	1,292,000	1,292,000	1,118,687	(173,313)
Other	145,162	3,893,008	3,373,420	(519,588)
Charges for services	6,616,410	6,622,545	7,161,693	539,148
Fines and forfeits	1,748,500	1,748,500	1,716,337	(32,163)
Investment earnings	51,000	51,000	39,294	(11,706)
Miscellaneous	1,778,304	2,011,053	1,972,878	(38,175)
Total revenues	<u>95,555,663</u>	<u>99,680,806</u>	<u>101,986,769</u>	<u>2,305,963</u>
Expenditures:				
Current -				
General government	25,925,559	25,975,806	24,277,694	1,698,112
Public safety	51,275,232	55,757,540	52,892,958	2,864,582
Traffic and transportation	2,492,358	2,571,973	2,317,921	254,052
Streets and drainage	11,666,615	11,878,744	10,741,525	1,137,219
Culture and recreation	218,000	703,521	272,321	431,200
Health and welfare	134,300	134,300	116,217	18,083
Economic opportunity	56,200	56,551	36,151	20,400
Debt service:				
Principal retirement	1,660,000	-	-	-
Interest and fiscal charges	2,541,768	-	-	-
Total expenditures	<u>95,970,032</u>	<u>97,078,435</u>	<u>90,654,787</u>	<u>6,423,648</u>
Excess (deficiency) of revenues over expenditures	<u>(414,369)</u>	<u>2,602,371</u>	<u>11,331,982</u>	<u>8,729,611</u>
Other financing sources (uses):				
Transfers in	14,689,316	14,732,699	14,894,147	161,448
Transfers out	<u>(18,546,505)</u>	<u>(22,863,528)</u>	<u>(21,911,124)</u>	<u>952,404</u>
Total other financing sources (uses)	<u>(3,857,189)</u>	<u>(8,130,829)</u>	<u>(7,016,977)</u>	<u>1,113,852</u>
Net change in fund balance	(4,271,558)	(5,528,458)	4,315,005	9,843,463
Fund balance, beginning	<u>24,343,977</u>	<u>24,343,977</u>	<u>24,343,977</u>	<u>-</u>
Fund balance, ending	<u>\$ 20,072,419</u>	<u>\$ 18,815,519</u>	<u>\$ 28,658,982</u>	<u>\$ 9,843,463</u>

LAFAYETTE CITY-PARISH CONSOLIDATED GOVERNMENT
Lafayette, Louisiana

Schedule of Funding Progress
For the Year Ended October 31, 2013

Actuarial Valuation Date	Actuarial Value of Assets	Actuarial Accrued Liabilities (AAL)	Unfunded Actuarial Accrued Liabilities (UAAL)	Funded Ratio	Covered Payroll	UAAL as a Percentage of Covered Payroll
November 1, 2007	\$ -	\$26,823,528	\$26,823,528	0.0%	\$ 96,065,818	27.92%
November 1, 2009	-	19,912,894	19,912,894	0.0%	98,905,462	20.13%
November 1, 2011	-	24,089,933	24,089,933	0.0%	102,702,671	23.46%

Other Supplementary Information

LAFAYETTE CITY-PARISH CONSOLIDATED GOVERNMENT

Lafayette, Louisiana

General Funds

Combining Balance Sheet

October 31, 2013

	City	Parish	Total
ASSETS			
Cash	\$ 985,829	\$ 130,466	\$ 1,116,295
Investments	23,701,740	3,064,525	26,766,265
Accounts receivable, net	1,096,025	328,050	1,424,075
Accrued interest receivable	25,371	3,280	28,651
Due from other funds	3,756,407	15,334	3,771,741
Due from component units	25,382	152,353	177,735
Due from other governmental agencies	328,421	550,377	878,798
Prepaid items	<u>2,583</u>	<u>-</u>	<u>2,583</u>
Total assets	<u>\$ 29,921,758</u>	<u>\$ 4,244,385</u>	<u>\$ 34,166,143</u>
LIABILITIES AND FUND BALANCES			
Liabilities:			
Accounts payable	\$ 683,247	\$ 185,448	\$ 868,695
Accrued salaries and benefits	2,223,232	97,880	2,321,112
Accrued liabilities	830,518	265	830,783
Retainage payable	-	6,238	6,238
Other payables	311,513	-	311,513
Due to other funds	975,269	113,902	1,089,171
Due to component units	68,506	4,682	73,188
Unearned revenue	<u>6,461</u>	<u>-</u>	<u>6,461</u>
Total liabilities	<u>5,098,746</u>	<u>408,415</u>	<u>5,507,161</u>
Fund balances:			
Nonspendable for prepaid items	2,583	-	2,583
Committed for incomplete projects	-	1,281,910	1,281,910
Assigned for subsequent year's expenditures	-	1,158,166	1,158,166
Unassigned	<u>24,820,429</u>	<u>1,395,894</u>	<u>26,216,323</u>
Total fund balances	<u>24,823,012</u>	<u>3,835,970</u>	<u>28,658,982</u>
Total liabilities and fund balances	<u>\$ 29,921,758</u>	<u>\$ 4,244,385</u>	<u>\$ 34,166,143</u>

LAFAYETTE CITY-PARISH CONSOLIDATED GOVERNMENT
Lafayette, Louisiana
General Funds

Combining Statement of Revenues, Expenditures, and Changes in Fund Balances
For the Year Ended October 31, 2013

	<u>City</u>	<u>Parish</u>	<u>Total</u>
Revenues:			
Taxes -			
Ad valorem	\$ 20,739,536	\$ 3,425,274	\$ 24,164,810
Sales and use	27,415,679	6,363,562	33,779,241
Utility System payments in lieu of taxes	22,131,617	-	22,131,617
Other	2,156,663	1,441,934	3,598,597
Licenses and permits	2,444,121	486,074	2,930,195
Intergovernmental -			
State funds: - state shared revenue	181,594	937,093	1,118,687
Other	2,924,472	448,948	3,373,420
Charges for services	6,288,626	873,067	7,161,693
Fines and forfeits	1,708,383	7,954	1,716,337
Investment earnings	35,213	4,081	39,294
Miscellaneous	1,869,268	103,610	1,972,878
Total revenues	<u>87,895,172</u>	<u>14,091,597</u>	<u>101,986,769</u>
Expenditures:			
Current:			
General government	20,423,815	3,853,879	24,277,694
Public safety	49,944,702	2,948,256	52,892,958
Traffic and transportation	2,308,141	9,780	2,317,921
Streets and drainage	10,741,525	-	10,741,525
Culture and recreation	-	272,321	272,321
Health and welfare	-	116,217	116,217
Economic opportunity	-	36,151	36,151
Total expenditures	<u>83,418,183</u>	<u>7,236,604</u>	<u>90,654,787</u>
Excess of revenues over expenditures	<u>4,476,989</u>	<u>6,854,993</u>	<u>11,331,982</u>
Other financing sources (uses):			
Transfers in	6,112,932	6,877	6,119,809
Transfers out	(12,479,862)	(656,924)	(13,136,786)
Internal transfers	8,774,338	(8,774,338)	-
Total other financing sources (uses)	<u>2,407,408</u>	<u>(9,424,385)</u>	<u>(7,016,977)</u>
Net change in fund balances	6,884,397	(2,569,392)	4,315,005
Fund balances, beginning	17,938,615	6,405,362	24,343,977
Fund balances, ending	<u>\$ 24,823,012</u>	<u>\$ 3,835,970</u>	<u>\$ 28,658,982</u>

LAFAYETTE CITY-PARISH CONSOLIDATED GOVERNMENT
Lafayette, Louisiana
General Fund - City of Lafayette

Budgetary Comparison Schedule
For the Year Ended October 31, 2013
With Comparative Actual Amounts for the Year Ended October 31, 2012

	2013				
	Original Budget	Final Budget	Actual	Variance with Final Budget Positive (Negative)	2012 Actual
Revenues:					
Taxes -					
Ad valorem	\$ 20,538,000	\$ 20,538,000	\$ 20,739,536	\$ 201,536	\$ 19,430,271
Sales and use taxes	25,807,289	25,807,289	27,415,679	1,608,390	26,429,418
Utility system payments in lieu of taxes	22,250,000	22,250,000	22,131,617	(118,383)	21,596,096
Other	2,326,681	2,326,681	2,156,663	(170,018)	2,061,332
Licenses and permits	2,277,950	2,277,950	2,444,121	166,171	2,300,393
Intergovernmental -					
State shared revenue	200,000	200,000	181,594	(18,406)	184,799
On-behalf payments for salaries	-	2,924,472	2,924,472	-	-
Charges for services	5,674,896	5,681,031	6,288,626	607,595	6,269,641
Fines and forfeits	1,738,300	1,738,300	1,708,383	(29,917)	1,891,057
Investment earnings	30,000	30,000	35,213	5,213	24,831
Miscellaneous	1,768,304	1,909,053	1,869,268	(39,785)	1,774,992
Total revenues	<u>82,611,420</u>	<u>85,682,776</u>	<u>87,895,172</u>	<u>2,212,396</u>	<u>81,962,830</u>
Expenditures:					
Current -					
General government	22,463,165	21,523,241	20,423,815	1,099,426	22,376,171
Public safety	48,307,498	52,735,452	49,944,702	2,728,623	45,968,055
Traffic and transportation	2,492,358	2,518,123	2,308,141	209,982	2,385,080
Streets and drainage	11,666,615	11,878,744	10,741,525	1,137,219	11,218,046
Debt service:					
Principal retirement	1,660,000	-	-	-	-
Interest and fiscal charges	2,541,768	-	-	-	-
Total expenditures	<u>89,131,404</u>	<u>88,655,560</u>	<u>83,418,183</u>	<u>5,237,377</u>	<u>81,947,352</u>
Excess (deficiency) of revenues over expenditures	<u>(6,519,984)</u>	<u>(2,972,784)</u>	<u>4,476,989</u>	<u>7,449,773</u>	<u>15,478</u>
Other financing sources (uses):					
Transfers in	14,689,316	14,732,699	14,887,270	154,571	16,684,265
Transfers out	<u>(8,889,468)</u>	<u>(13,089,541)</u>	<u>(12,479,862)</u>	<u>609,679</u>	<u>(7,899,787)</u>
Total other financing sources (uses)	<u>5,799,848</u>	<u>1,643,158</u>	<u>2,407,408</u>	<u>764,250</u>	<u>8,784,478</u>
Net change in fund balance	(720,136)	(1,329,626)	6,884,397	8,214,023	8,799,956
Fund balance, beginning	<u>17,938,615</u>	<u>17,938,615</u>	<u>17,938,615</u>	-	<u>9,138,659</u>
Fund balance, ending	<u>\$ 17,218,479</u>	<u>\$ 16,608,989</u>	<u>\$ 24,823,012</u>	<u>\$ 8,214,023</u>	<u>\$ 17,938,615</u>

LAFAYETTE CITY-PARISH CONSOLIDATED GOVERNMENT
Lafayette, Louisiana
General Fund - City of Lafayette

Budgetary Comparison Schedule - Detail of Expenditures
For the Year Ended October 31, 2013
With Comparative Actual Amounts for the Year Ended October 31, 2012

	2013				
	Original Budget	Final Budget	Actual	Variance with Final Budget Positive (Negative)	2012 Actual
Elected Officials:					
City Council -					
Personnel costs	\$ 724,806	\$ 729,422	\$ 729,342	\$ 80	\$ 722,977
Transportation	12,900	7,900	588	7,312	2,271
Materials and supplies	16,000	16,000	13,810	2,190	9,696
Travel and meetings	52,500	43,250	19,311	23,939	16,069
Telephone	26,750	26,750	15,927	10,823	17,968
Publications and recording	65,000	65,000	38,042	26,958	43,489
Printing and postage	34,700	32,650	18,186	14,464	20,096
Professional fees	235,800	235,800	218,637	17,163	188,848
Professional services	44,500	44,500	10,862	33,638	11,203
Vehicle subsidy leases	7,000	7,000	6,431	569	6,556
Tourist promotion	10,000	16,300	12,889	3,411	3,157
Training	5,000	5,000	1,389	3,611	2,174
Uninsured losses	24,198	141,315	141,315	-	222,741
Other	10,400	20,400	14,098	6,302	4,118
Total City Council	<u>1,269,554</u>	<u>1,391,287</u>	<u>1,240,827</u>	<u>150,460</u>	<u>1,271,363</u>
 President's Office -					
Operations:					
Personnel costs	565,374	579,269	578,935	334	562,326
Transportation	6,500	7,500	8,335	(835)	7,285
Expense allowance	3,600	3,600	3,600	-	3,600
Materials and supplies	5,665	4,830	2,975	1,855	3,390
Travel and meetings	33,690	47,912	36,789	11,123	30,793
Telephone	11,360	9,490	8,260	1,230	8,170
Printing and postage	1,800	1,450	1,144	306	1,209
Vehicle subsidy leases	6,600	6,600	6,023	577	6,069
Municipal dues	200	200	120	80	65
Contractual services	19,000	16,600	16,316	284	15,955
Tourist promotion	20,000	22,400	19,873	2,527	18,227
Uninsured losses	100,470	68,258	69,396	(1,138)	151,405
Other	4,205	4,755	3,201	1,554	1,639
	<u>778,464</u>	<u>772,864</u>	<u>754,967</u>	<u>17,897</u>	<u>810,133</u>

(continued)

LAFAYETTE CITY-PARISH CONSOLIDATED GOVERNMENT
Lafayette, Louisiana
General Fund - City of Lafayette

Budgetary Comparison Schedule - Detail of Expenditures (Continued)
For the Year Ended October 31, 2013
With Comparative Actual Amounts for the Year Ended October 31, 2012

	2013			Variance with Final Budget Positive (Negative)	2012 Actual
	Original Budget	Final Budget	Actual		
CAO - Administration & Emergency Operations:					
Personnel costs	386,548	389,789	391,306	(1,517)	384,983
Transportation	600	1,100	913	187	1,155
Materials and supplies	2,695	3,395	2,255	1,140	2,065
Travel and meetings	3,900	3,200	2,302	898	3,118
Telephone and utilities	3,150	3,150	740	2,410	1,698
Printing and postage	300	300	159	141	212
Municipal dues	350	50	35,000	15	35
Training	1,500	1,500	579	921	406
Vehicle subsidy leases	7,000	7,000	6,406	594	6,402
Uninsured losses	54,640	9,419	-	9,419	-
Other	32,462	32,262	32,106	156	32,349
	<u>493,145</u>	<u>451,165</u>	<u>436,801</u>	<u>14,364</u>	<u>432,423</u>
CAO - International Trade:					
Personnel costs	280,207	275,693	273,637	2,056	281,262
Transportation	4,000	4,000	3,808	192	3,925
Materials and supplies	6,400	9,250	8,140	1,110	6,044
Travel and meetings	8,000	16,118	15,490	628	9,735
Telephone	5,300	4,900	3,998	902	5,264
Printing and postage	1,350	1,000	851	149	1,069
Contractual services	12,270	19,639	17,009	2,630	13,680
Maintenance	6,350	4,780	4,104	676	5,587
Training	500	432	432	-	-
Tourist/customer relations	9,000	3,482	3,500	(18)	14,565
Utilities	18,400	18,400	20,679	(2,279)	15,312
Municipal dues	1,850	150	400	(250)	1,677
Uniforms	142	111	105	6	166
Other	3,520	1,020	-	1,020	3,269
	<u>357,289</u>	<u>358,975</u>	<u>352,153</u>	<u>6,822</u>	<u>361,555</u>
CAO - Small Business Support Services:					
Personnel costs	44,028	44,294	44,416	(122)	43,499
Telephone	400	400	123	277	256
Printing and postage	100	500	162	338	2,014
Training	1,000	400	-	400	-
Other	50	250	42	208	-
	<u>45,578</u>	<u>45,844</u>	<u>44,743</u>	<u>1,101</u>	<u>45,769</u>
Total President's Office	<u>1,674,476</u>	<u>1,628,848</u>	<u>1,588,664</u>	<u>40,184</u>	<u>1,649,880</u>

(continued)

LAFAYETTE CITY-PARISH CONSOLIDATED GOVERNMENT

Lafayette, Louisiana

General Fund - City of Lafayette

Budgetary Comparison Schedule - Detail of Expenditures (Continued)

For the Year Ended October 31, 2013

With Comparative Actual Amounts for the Year Ended October 31, 2012

	2013				
	Original Budget	Final Budget	Actual	Variance with Final Budget Positive (Negative)	2012 Actual
City Court -					
Operations:					
Personnel costs	1,837,639	1,848,033	1,770,900	77,133	1,707,132
Transportation	500	500	305	195	177
Materials and supplies	21,100	20,715	17,421	3,294	19,018
Telephone and utilities	83,800	83,800	73,801	9,999	76,199
Maintenance	5,600	5,600	4,497	1,103	4,317
Contractual services	127,000	127,000	115,490	11,510	125,920
Printing and postage	10,500	10,885	10,709	176	10,591
Other	7,100	19,153	19,162	(9)	6,600
	<u>2,093,239</u>	<u>2,115,686</u>	<u>2,012,285</u>	<u>103,401</u>	<u>1,949,954</u>
City Marshal:					
Personnel costs	1,318,812	1,435,585	1,436,340	(755)	1,324,307
Transportation	60,000	113,441	128,053	(14,612)	115,268
Telephone	7,500	7,500	3,816	3,684	6,992
Training	15,000	15,000	3,303	11,697	2,748
Uninsured losses	222	16,801	16,601	200	4,660
Other	-	45,000	44,942	58,000	-
	<u>1,401,534</u>	<u>1,633,327</u>	<u>1,633,055</u>	<u>272</u>	<u>1,453,975</u>
Total City Court	<u>3,494,773</u>	<u>3,749,013</u>	<u>3,645,340</u>	<u>103,673</u>	<u>3,403,929</u>
Legal Department -					
Personnel costs	298,297	298,297	287,444	10,853	288,830
Materials and supplies	22,000	27,000	24,306	2,694	26,830
Telephone	4,800	4,800	1,990	2,810	3,240
Professional services	98,700	98,700	98,640	60	98,640
Printing and binding	800	800	152	648	577
Legal fees	608,800	603,800	664,309	(60,509)	829,360
Other	2,675	2,675	777	1,898	942
Total Legal Department	<u>1,036,072</u>	<u>1,036,072</u>	<u>1,077,618</u>	<u>(41,546)</u>	<u>1,248,419</u>
Total Elected Officials	<u>7,474,875</u>	<u>7,805,220</u>	<u>7,552,449</u>	<u>252,771</u>	<u>7,573,591</u>

(continued)

LAFAYETTE CITY-PARISH CONSOLIDATED GOVERNMENT

Lafayette, Louisiana
General Fund - City of Lafayette

Budgetary Comparison Schedule - Detail of Expenditures (Continued)
For the Year Ended October 31, 2013
With Comparative Actual Amounts for the Year Ended October 31, 2012

	2013			Variance with	
	Original	Final	Actual	Final Budget	2012
	Budget	Budget		Positive	Actual
				(Negative)	
Office of Finance and Management:					
Chief Financial Officer -					
Personnel costs	485,532	525,207	402,082	123,125	354,745
Training	8,000	8,000	5,391	2,609	3,269
Materials and supplies	3,595	3,450	2,490	960	1,476
Telephone	4,850	4,850	1,716	3,134	2,970
Travel and meetings	1,003	1,003	144	859	49
Printing and postage	960	960	607	353	633
Vehicle subsidy leases	6,200	6,200	6,023	177	6,069
Dues and licenses	1,500	1,645	1,745	(100)	1,605
Uninsured losses	40,508	21,576	21,422	154,000	2,791
Other	150	10,150	-	10,150	180
	<u>552,298</u>	<u>583,041</u>	<u>441,620</u>	<u>141,421</u>	<u>373,787</u>
Accounting -					
Personnel costs	1,601,138	1,603,469	1,522,839	80,630	1,539,523
Training	4,000	4,000	3,106	894	2,864
Materials and supplies	12,000	12,218	11,719	499	18,965
Telephone	12,000	8,942	4,720	4,222	9,420
Printing and postage	26,500	29,220	28,568	652	21,164
Contractual services	1,800	2,100	1,682	418	821
Other	995	815	700	115	910
	<u>1,658,433</u>	<u>1,660,764</u>	<u>1,573,334</u>	<u>87,430</u>	<u>1,593,667</u>
Budget Management -					
Personnel costs	618,459	615,475	459,946	155,529	495,144
Training	500	2,000	1,301	699	-
Materials and supplies	4,000	4,400	2,881	1,519	3,576
Telephone	3,500	3,500	1,330	2,170	2,775
Printing and postage	5,900	8,200	7,222	978	2,001
Printing and postage	-	2,500	2,190	310	-
	<u>632,359</u>	<u>636,075</u>	<u>474,870</u>	<u>161,205</u>	<u>503,496</u>

(continued)

LAFAYETTE CITY-PARISH CONSOLIDATED GOVERNMENT

Lafayette, Louisiana

General Fund - City of Lafayette

Budgetary Comparison Schedule - Detail of Expenditures (Continued)

For the Year Ended October 31, 2013

With Comparative Actual Amounts for the Year Ended October 31, 2012

	2013				
	Original	Final		Variance with	
	Budget	Budget	Actual	Final Budget	2012
				Positive	Actual
				(Negative)	
Purchasing and					
Property Management-					
Personnel costs	636,022	639,585	594,668	44,917	611,516
Transportation	1,500	1,500	1,182	318	1,449
Training	2,500	2,500	1,880	620	2,094
Materials and supplies	6,800	6,800	6,389	411	4,820
Telephone	6,300	6,300	2,889	3,411	5,173
Printing and postage	13,500	13,500	7,743	5,757	10,985
	<u>666,622</u>	<u>670,185</u>	<u>614,751</u>	<u>55,434</u>	<u>636,037</u>
General Accounts -					
External appropriations	1,211,903	1,306,950	1,322,499	(15,549)	1,253,931
Duplication costs	116,000	116,000	105,125	10,875	109,899
Professional services	114,700	134,963	132,263	2,700	130,582
Accrued leave	1,500,000	1,500,000	1,506,237	(6,237)	2,153,967
Insurance and bonds	1,294,062	53,855	146,913	(93,058)	883,563
Uninsured losses	883,333	883,333	867,827	15,506	852,688
Unemployment	62,000	62,000	30,630	31,370	67,622
Dues and licenses	26,000	26,000	24,960	1,040	24,960
Utilities - street lighting	1,700,000	1,700,000	1,708,504	(8,504)	1,573,340
Group insurance - retirees	716,658	716,658	716,658	-	631,052
Debt service	4,201,768	-	-	-	-
Other	-	-	-	-	7,844
Election	50,000	47,737	9,179	38,558	29,548
	<u>11,876,424</u>	<u>6,547,496</u>	<u>6,570,795</u>	<u>(23,299)</u>	<u>7,718,996</u>
Total Office of Finance					
and Management	<u>15,386,136</u>	<u>10,097,561</u>	<u>9,675,370</u>	<u>422,191</u>	<u>10,825,983</u>

(continued)

LAFAYETTE CITY-PARISH CONSOLIDATED GOVERNMENT

Lafayette, Louisiana

General Fund - City of Lafayette

Budgetary Comparison Schedule - Detail of Expenditures (Continued)

For the Year Ended October 31, 2013

With Comparative Actual Amounts for the Year Ended October 31, 2012

	2013				
	Original Budget	Final Budget	Actual	Variance with Final Budget Positive (Negative)	2012 Actual
Administrative Services Department:					
Director's Office -					
Personnel costs	-	-	-	-	125,109
Training	-	-	-	-	144
Materials and supplies	-	-	-	-	1,150
Telephone	-	-	-	-	1,454
Travel and meetings	-	-	-	-	950
Vehicle subsidy leases	-	-	-	-	3,676
Uninsured losses	-	-	-	-	33,539
Other	-	-	-	-	187
	<u>-</u>	<u>-</u>	<u>-</u>	<u>-</u>	<u>166,209</u>
Records Management:					
Personnel costs	118,350	118,918	90,085	28,833	117,388
Training	2,000	1,650	-	1,650	4,059
Materials and supplies	3,800	3,800	3,759	41	3,324
Telephone	642	642	248	394	524
Transportation	400	750	539	211	542
Other	1,050	1,050	1,041	9	326
	<u>126,242</u>	<u>126,810</u>	<u>95,672</u>	<u>31,138</u>	<u>126,163</u>
Administrative Operations -					
Human Resources:					
Personnel costs	524,995	531,846	530,112	1,734	543,166
Materials and supplies	9,500	8,800	8,171	629	8,390
Telephone	4,390	3,690	2,845	845	4,961
Printing and postage	4,300	4,000	3,835	165	2,692
Training	500	194	149	45	718
Maintenance	300	100	-	100	-
Professional services	36,500	35,200	32,397	2,803	32,308
Other	1,350	7,426	7,181	245	1,025
	<u>581,835</u>	<u>591,256</u>	<u>584,690</u>	<u>6,566</u>	<u>593,260</u>

(continued)

LAFAYETTE CITY-PARISH CONSOLIDATED GOVERNMENT

Lafayette, Louisiana

General Fund - City of Lafayette

Budgetary Comparison Schedule - Detail of Expenditures (Continued)

For the Year Ended October 31, 2013

With Comparative Actual Amounts for the Year Ended October 31, 2012

	2013			Variance with Final Budget Positive (Negative)	2012 Actual
	Original Budget	Final Budget	Actual		
Communications:					
Personnel costs	127,258	124,870	121,267	3,603	153,839
Transportation	5,000	6,600	6,260	340	5,772
Materials and supplies	1,100	1,774	1,684	90	821
Telephone	2,048	1,548	950	598	2,001
Printing and postage	2,300	2,305	2,305	-	2,077
Maintenance	5,000	7,250	6,317	933	6,073
Other	2,600	1,695	1,627	68	1,460
	<u>145,306</u>	<u>146,042</u>	<u>140,410</u>	<u>5,632</u>	<u>172,043</u>
Total Administrative Operations	<u>727,141</u>	<u>737,298</u>	<u>725,100</u>	<u>12,198</u>	<u>765,303</u>
Risk Management - Administration fees	<u>743,661</u>	<u>811,880</u>	<u>791,204</u>	<u>20,676</u>	<u>715,916</u>
Total Administrative Services Department	<u>1,597,044</u>	<u>1,675,988</u>	<u>1,611,976</u>	<u>64,012</u>	<u>1,773,591</u>
Information Services Department:					
Personnel costs	2,714,354	2,717,596	2,634,019	83,577	2,665,480
Training	46,220	46,220	42,612	3,608	74,918
Materials and supplies	20,000	18,500	15,218	3,282	18,282
Telephone	601,917	601,917	522,707	79,210	543,939
Travel and meetings	2,000	2,000	935	1,065	1,225
Vehicle subsidy leases	6,000	6,000	6,023	(23)	6,069
Printing and postage	800	800	436	364	364
Professional services	1,362,824	1,376,324	1,216,546	159,778	1,280,146
Maintenance	139,754	139,754	125,499	14,255	130,502
Publications and recording	1,500	1,500	571	929	495
Other	2,608	4,108	3,314	794	2,708
Total Information Services Department	<u>4,897,977</u>	<u>4,914,719</u>	<u>4,567,880</u>	<u>346,839</u>	<u>4,724,128</u>

(continued)

LAFAYETTE CITY-PARISH CONSOLIDATED GOVERNMENT
Lafayette, Louisiana
General Fund - City of Lafayette

Budgetary Comparison Schedule - Detail of Expenditures (Continued)
For the Year Ended October 31, 2013
With Comparative Actual Amounts for the Year Ended October 31, 2012

	2013				
	Original Budget	Final Budget	Actual	Variance with Final Budget Positive (Negative)	2012 Actual
Police Department:					
Personnel costs	22,095,388	23,690,971	22,255,777	1,435,194	21,114,428
Contractual services	140,561	138,984	121,325	17,659	130,034
Coroner's fees	119,450	119,450	73,397	46,053	92,481
Maintenance	63,700	64,249	53,425	10,824	47,557
Materials and supplies	277,700	293,125	242,950	50,175	234,418
Rent	3,300	3,300	3,300	-	3,300
Telephone and utilities	450,900	457,300	385,066	72,234	402,365
Transportation	1,401,791	1,392,791	1,203,000	189,791	1,196,488
Travel and meetings	10,739	9,585	4,515	5,070	5,218
Training	145,300	160,716	143,025	17,691	140,152
Printing and postage	24,500	23,500	20,193	3,307	19,595
Professional services	73,200	73,200	60,901	12,299	5,338
Undercover investigations	38,500	38,500	38,028	472	36,553
Uniforms	168,600	164,400	155,049	9,351	152,602
Uninsured losses	1,298,868	1,739,630	1,534,911	204,719	890,150
Vehicle subsidy leases	101,600	107,400	111,560	(4,160)	110,734
External appropriations	235,300	256,341	264,977	(8,636)	221,704
Other	146,800	110,447	92,948	17,499	58,956
Total Police Department	26,796,197	28,843,889	26,764,347	2,079,542	24,862,073
Fire Department:					
Personnel costs	15,538,943	17,027,220	16,711,219	316,001	15,371,081
Maintenance	66,840	51,440	35,939	15,501	59,121
Materials and supplies	71,700	73,475	63,720	9,755	67,110
Telephone and utilities	244,000	253,500	267,632	(14,132)	245,299
Transportation	626,650	746,050	691,255	54,795	635,409
Travel and meetings	4,500	14,750	13,648	1,102	2,871
Training	100,000	86,750	77,564	9,186	24,053
Tourist/customer relations	8,500	10,000	7,916	2,084	8,154
Printing and postage	2,700	2,900	1,837	1,063	2,564
Professional services	61,845	62,645	43,332	19,313	28,281
Uniforms	80,000	84,000	83,454	546	71,484
Uninsured losses	170,628	641,575	408,935	232,640	243,533
Other	4,150	52,173	50,946	1,227	3,583
Total Fire Department	16,980,456	19,106,478	18,457,397	649,081	16,762,543

(continued)

LAFAYETTE CITY-PARISH CONSOLIDATED GOVERNMENT

Lafayette, Louisiana

General Fund - City of Lafayette

Budgetary Comparison Schedule - Detail of Expenditures (Continued)

For the Year Ended October 31, 2013

With Comparative Actual Amounts for the Year Ended October 31, 2012

	2013			Variance with	
	Original	Final	Actual	Final Budget	2012
	Budget	Budget		Positive	Actual
				(Negative)	
Department of Public Works:					
Director's Office -					
Personnel costs	206,846	208,122	209,991	(1,869)	206,918
Vehicle subsidy leases	6,900	6,900	6,522	378	6,649
Materials and supplies	600	600	338	262	384
Telephone and utilities	52,500	52,500	45,175	7,325	49,320
Travel and meetings	1,200	1,200	103	1,097	308
Municipal dues	800	800	760	40	935
Printing and postage	200	200	35	165	74
Training	1,200	1,200	640	560	1,401
Uninsured losses	255,454	311,893	281,330	30,563	315,548
	<u>525,700</u>	<u>583,415</u>	<u>544,894</u>	<u>38,521</u>	<u>581,537</u>
Operations -					
Administration:					
Personnel costs	544,226	547,463	510,763	36,700	543,042
Transportation	9,000	9,000	3,819	5,181	5,461
Materials and supplies	8,000	8,000	6,437	1,563	6,718
Travel and meetings	1,000	1,000	87	913	1,440
Telephone	54,000	54,000	47,810	6,190	52,529
Printing and postage	1,100	1,100	433	667	432
Maintenance	12,000	12,000	11,087	913	11,041
Professional services	8,000	8,000	5,107	2,893	8,510
Training	2,500	2,500	1,063	1,437	1,924
Other	900	900	621	279	684
	<u>640,726</u>	<u>643,963</u>	<u>587,227</u>	<u>56,736</u>	<u>631,781</u>
Drainage:					
Personnel costs	2,949,995	2,996,570	2,697,671	298,899	2,884,600
Transportation	725,000	838,103	818,828	19,275	776,160
Materials and supplies	12,700	12,200	8,699	3,501	7,249
Equipment rental	80,000	78,300	36,265	42,035	47,684
Uniforms	10,000	10,000	6,322	3,678	8,213
Utilities	13,000	14,700	15,198	(498)	9,096
Printing and postage	200	700	241	459	51
Training	3,000	3,000	2,798	202	2,133
Maintenance	6,000	6,000	1,564	4,436	4,644
Professional services	400,000	369,200	346,356	22,844	218,363
Other	4,900	5,700	3,768	1,932	4,415
	<u>4,204,795</u>	<u>4,334,473</u>	<u>3,937,710</u>	<u>396,763</u>	<u>3,962,608</u>

(continued)

LAFAYETTE CITY-PARISH CONSOLIDATED GOVERNMENT
Lafayette, Louisiana
General Fund - City of Lafayette

Budgetary Comparison Schedule - Detail of Expenditures (Continued)
For the Year Ended October 31, 2013
With Comparative Actual Amounts for the Year Ended October 31, 2012

	2013			Variance with Final Budget Positive (Negative)	2012 Actual
	Original Budget	Final Budget	Actual		
Engineering:					
Personnel costs	465,251	468,243	413,877	54,366	411,113
Uniforms	400	400	372	28	338
Transportation	11,000	15,850	14,847	1,003	16,048
Materials and supplies	2,900	2,500	2,467	33	1,591
Maintenance	6,000	4,550	4,505	45	5,456
Other	500	500	444	56	615
	<u>486,051</u>	<u>492,043</u>	<u>436,512</u>	<u>55,531</u>	<u>435,161</u>
Streets/Bridges:					
Personnel costs	2,499,648	2,513,941	2,267,118	246,823	2,512,151
Uniforms	9,000	9,000	5,737	3,263	7,286
Transportation	695,000	692,000	650,138	41,862	632,298
Materials and supplies	56,500	56,500	35,944	20,556	29,814
Maintenance	25,000	24,800	11,151	13,649	25,735
Professional services	500,000	496,498	383,001	113,497	560,886
Training	5,000	5,000	2,050	2,950	1,956
External appropriations	104,500	108,075	98,777	9,298	90,870
Utilities	45,000	45,000	35,360	9,640	16,875
Rent	12,000	12,100	10,100	2,000	7,065
Other	4,200	4,300	3,479	821	3,475
	<u>3,955,848</u>	<u>3,967,214</u>	<u>3,502,855</u>	<u>464,359</u>	<u>3,888,411</u>
Total Operations	<u>9,287,420</u>	<u>9,437,693</u>	<u>8,464,304</u>	<u>973,389</u>	<u>8,917,961</u>
Facility Maintenance -					
Personnel costs	719,975	724,116	699,444	24,672	670,261
Materials and supplies	201,425	205,425	195,812	9,613	194,379
Telephone and utilities	497,500	497,500	466,865	30,635	461,964
Maintenance	329,620	317,420	271,440	45,980	290,307
Transportation	25,000	33,000	33,219	(219)	32,070
Professional services	75,100	75,100	62,393	12,707	66,236
Uniforms	2,125	2,325	2,190	135	2,159
Printing and postage	250	250	73	177	134
Other	2,500	2,500	891	1,609	1,038
	<u>1,853,495</u>	<u>1,857,636</u>	<u>1,732,327</u>	<u>125,309</u>	<u>1,718,548</u>
Total Department of Public Works	<u>11,666,615</u>	<u>11,878,744</u>	<u>10,741,525</u>	<u>1,137,219</u>	<u>11,218,046</u>

(continued)

LAFAYETTE CITY-PARISH CONSOLIDATED GOVERNMENT

Lafayette, Louisiana

General Fund - City of Lafayette

Budgetary Comparison Schedule - Detail of Expenditures (Continued)

For the Year Ended October 31, 2013

With Comparative Actual Amounts for the Year Ended October 31, 2012

	2013			Variance with Final Budget Positive (Negative)	2012 Actual
	Original Budget	Final Budget	Actual		
Traffic and Transportation					
Department:					
Personnel costs	1,967,527	1,983,024	1,881,080	101,944	2,019,135
Training	13,100	11,600	10,997	603	3,156
Transportation	79,000	84,400	82,832	1,568	78,783
Materials and supplies	18,200	19,698	14,965	4,733	15,900
Telephone and utilities	208,232	205,632	196,113	9,519	207,769
Printing and postage	1,800	1,620	1,128	492	958
Uniforms	3,600	2,382	2,267	115	2,346
Maintenance	5,800	5,200	5,054	146	7,568
Professional services	4,000	4,000	3,969	31	4,140
Uninsured losses	79,762	188,292	104,808	83,484	34,957
Vehicle subsidy leases	7,000	7,000	2,869	4,131	6,069
Travel and meetings	2,000	2,000	123	1,877	1,987
Other	102,337	3,275	1,936	1,339	2,312
Total Traffic and Transportation Department	2,492,358	2,518,123	2,308,141	209,982	2,385,080
Community Development					
Department:					
Administration -					
External appropriation	600,944	570,867	568,694	2,173	594,324
Personnel costs	171,029	175,694	176,100	(406)	168,283
Materials and supplies	858	726	722	4	858
Telephone	2,600	2,600	1,617	983	1,452
Vehicle subsidy leases	6,200	6,200	6,173	27	6,250
Uninsured losses	53,142	35,776	32,160	3,616	84,672
Professional services	72,000	72,000	72,000	-	70,373
Other	2,292	10,922	10,922	-	2,057
	909,065	874,785	868,388	6,397	928,269

(continued)

LAFAYETTE CITY-PARISH CONSOLIDATED GOVERNMENT
Lafayette, Louisiana
General Fund - City of Lafayette

Budgetary Comparison Schedule - Detail of Expenditures (Continued)
For the Year Ended October 31, 2013
With Comparative Actual Amounts for the Year Ended October 31, 2012

	2013			Variance with Final Budget Positive (Negative)	2012 Actual
	Original Budget	Final Budget	Actual		
Senior Center -					
Personnel costs	307,235	309,030	307,005	2,025	302,504
Transportation	6,000	7,500	6,116	1,384	8,169
Materials and supplies	7,000	10,250	8,820	1,430	8,320
Telephone and utilities	30,200	27,500	19,000	8,500	17,887
Printing and postage	3,000	2,850	2,403	447	2,416
Maintenance	2,500	3,150	2,882	268	1,695
Contractual services	8,200	9,200	9,166	34	5,028
Tourist/customer relations	6,300	2,750	2,586	164	4,627
Other	550	550	299	251	155
	<u>370,985</u>	<u>372,780</u>	<u>358,277</u>	<u>14,503</u>	<u>350,801</u>
Court Services Probation -					
Material and supplies	-	4,384	2,293	2,091	3,189
Government and Business Relations -					
Contractual services	<u>47,758</u>	<u>47,983</u>	<u>34,138</u>	<u>13,845</u>	<u>43,985</u>
Total Community Development Department	<u>1,327,808</u>	<u>1,299,932</u>	<u>1,263,096</u>	<u>36,836</u>	<u>1,326,244</u>
Planning, Zoning and Codes					
Planning and Zoning					
Personnel costs	-	285	290	(5)	-
Municipal Civil Service:					
Personnel costs	454,638	459,821	422,629	37,192	448,983
Materials and supplies	3,300	3,068	1,681	1,387	1,786
Telephone	2,800	2,800	2,156	644	2,204
Printing and postage	3,550	4,100	3,553	547	2,201
Publication and recordation	22,500	14,075	12,164	1,911	14,366
Legal fees	16,000	22,332	25,791	(3,459)	18,997
Training	1,000	-	-	-	-
Vehicle subsidy leases	6,000	6,000	6,023	(23)	6,069
Other	<u>2,150</u>	<u>2,425</u>	<u>1,715</u>	<u>710</u>	<u>1,467</u>
Total Municipal Civil Service	<u>511,938</u>	<u>514,621</u>	<u>475,712</u>	<u>38,909</u>	<u>496,073</u>
Total expenditures	<u>\$ 89,131,404</u>	<u>\$ 88,655,560</u>	<u>\$ 83,418,183</u>	<u>\$ 5,237,377</u>	<u>\$81,947,352</u>

LAFAYETTE CITY-PARISH CONSOLIDATED GOVERNMENT
Lafayette, Louisiana
General Fund - Lafayette Parish

Budgetary Comparison Schedule
For the Year Ended October 31, 2013
With Comparative Actual Amounts for the Year Ended October 31, 2012

	2013			Variance with	
	Original	Final	Actual	Final Budget	2012
	Budget	Budget		Positive	Actual
				(Negative)	
Revenues:					
Taxes -					
Ad valorem	\$ 3,388,217	\$ 3,388,217	\$ 3,425,274	\$ 37,057	\$ 3,199,206
Sales and use	5,692,191	5,692,191	6,363,562	671,371	6,101,928
Other	1,267,619	1,406,032	1,441,934	35,902	1,326,360
Licenses and permits	376,340	376,340	486,074	109,734	458,588
Intergovernmental -					
State shared revenue	1,092,000	1,092,000	937,093	(154,907)	1,205,046
Other	145,162	968,536	448,948	(519,588)	172,396
Charges for services	941,514	941,514	873,067	(68,447)	861,725
Fines and forfeits	10,200	10,200	7,954	(2,246)	10,598
Investment earnings	21,000	21,000	4,081	(16,919)	8,931
Miscellaneous	10,000	102,000	103,610	1,610	66,207
Total revenues	<u>12,944,243</u>	<u>13,998,030</u>	<u>14,091,597</u>	<u>93,567</u>	<u>13,410,985</u>
Expenditures:					
Current -					
General government	3,462,394	4,452,565	3,853,879	598,686	3,339,199
Public safety	2,967,734	3,022,088	2,948,256	73,832	2,829,543
Traffic and transportation	-	53,850	9,780	44,070	1,547
Streets and drainage	-	-	-	-	61,200
Culture and recreation	218,000	703,521	272,321	431,200	158,045
Health and welfare	134,300	134,300	116,217	18,083	99,569
Economic opportunity	56,200	56,551	36,151	20,400	54,759
Total expenditures	<u>6,838,628</u>	<u>8,422,875</u>	<u>7,236,604</u>	<u>1,186,271</u>	<u>6,543,862</u>
Excess of revenues					
over expenditures	<u>6,105,615</u>	<u>5,575,155</u>	<u>6,854,993</u>	<u>1,279,838</u>	<u>6,867,123</u>
Other financing sources (uses):					
Transfers in	-	-	6,877	6,877	162,164
Transfers out	<u>(9,657,037)</u>	<u>(9,773,987)</u>	<u>(9,431,262)</u>	<u>342,725</u>	<u>(7,380,573)</u>
Total other financing					
sources (uses)	<u>(9,657,037)</u>	<u>(9,773,987)</u>	<u>(9,424,385)</u>	<u>349,602</u>	<u>(7,218,409)</u>
Net change in fund balance	(3,551,422)	(4,198,832)	(2,569,392)	1,629,440	(351,286)
Fund balance, beginning	<u>6,405,362</u>	<u>6,405,362</u>	<u>6,405,362</u>	<u>-</u>	<u>6,756,648</u>
Fund balance, ending	<u>\$ 2,853,940</u>	<u>\$ 2,206,530</u>	<u>\$ 3,835,970</u>	<u>\$ 1,629,440</u>	<u>\$ 6,405,362</u>

LAFAYETTE CITY-PARISH CONSOLIDATED GOVERNMENT
Lafayette, Louisiana
General Fund - Lafayette Parish

Budgetary Comparison Schedule - Detail of Expenditures (Continued)
For the Year Ended October 31, 2013
With Comparative Actual Amounts for the Year Ended October 31, 2012

	2013			Variance with	
	Original	Final		Final Budget	2012
	Budget	Budget	Actual	Positive	Actual
				(Negative)	
Office of Finance and Management:					
General Accounts -					
General government:					
Dues and subscriptions	\$ 16,150	\$ 16,150	\$ 16,114	\$ 36	\$ 16,114
Publication and recordation	23,000	23,000	8,447	14,553	9,044
Printing and binding	2,600	2,600	484	2,116	1,738
Governmental relations	42,200	42,200	42,000	200	42,752
Charges for collection	192,232	192,232	181,510	10,722	179,226
External appropriations	196,340	196,340	208,917	(12,577)	199,608
Group insurance	41,346	41,346	41,346	-	41,245
Accrued leave	57,522	57,522	44,111	13,411	107,873
Assessor's office	-	904,306	440,966	463,340	64,219
Criminal court	2,523,215	2,607,493	2,556,634	50,859	2,314,898
Other	4,200	4,200	3,011	1,189	55,538
Street lighting	6,500	6,500	5,104	1,396	4,258
National Guard	6,000	6,000	6,000	-	6,000
Office of Emergency					
Preparedness	71,000	71,000	75,682	(4,682)	76,441
Contractual services-sheriff	35,000	35,000	35,904	(904)	30,654
Parish Service Officer	34,092	35,679	35,678	1	21,819
Acadiana Regional Dev. District	22,158	22,158	-	22,158	-
Total Office of Finance and Management	3,273,555	4,263,726	3,701,908	561,818	3,171,427
Elected Officials:					
District Courts -					
Judges:					
General government -					
Personnel costs	665,654	665,654	669,421	(3,767)	662,334

(continued)

LAFAYETTE CITY-PARISH CONSOLIDATED GOVERNMENT
Lafayette, Louisiana
General Fund - Lafayette Parish

Budgetary Comparison Schedule - Detail of Expenditures (Continued)
For the Year Ended October 31, 2013
With Comparative Actual Amounts for the Year Ended October 31, 2012

	2013			Variance with Final Budget Positive (Negative)	2012 Actual
	Original Budget	Final Budget	Actual		
District Attorney -					
General government:					
Personnel costs	1,158,660	1,158,660	1,120,817	37,843	1,137,721
Travel	28,000	30,380	28,170	2,210	24,118
Contractual services	17,500	17,500	16,910	590	16,910
Insurance	15,000	12,620	12,611	9	13,952
	<u>1,219,160</u>	<u>1,219,160</u>	<u>1,178,508</u>	<u>40,652</u>	<u>1,192,701</u>
Justice of the Peace and Constables -					
General government:					
Personnel costs	156,850	156,850	155,259	1,591	157,147
Training	11,000	11,844	10,466	1,378	8,866
Supplies and materials	800	800.000	-	800	-
	<u>168,650</u>	<u>169,494</u>	<u>165,725</u>	<u>3,769</u>	<u>166,013</u>
Registrar of Voters -					
General government:					
Personnel costs	160,139	160,139	127,589	32,550	139,596
Telephone	4,000	4,000	2,526	1,474	2,784
Vehicle subsidy leases	5,400	5,400	5,360	40	5,401
Supplies and materials	3,000	3,300	3,674	(374)	2,965
Other	16,300	16,000	12,822	3,178	17,026
	<u>188,839</u>	<u>188,839</u>	<u>151,971</u>	<u>36,868</u>	<u>167,772</u>
Total Elected Officials	<u>2,242,303</u>	<u>2,243,147</u>	<u>2,165,625</u>	<u>77,522</u>	<u>2,188,820</u>

(continued)

LAFAYETTE CITY-PARISH CONSOLIDATED GOVERNMENT

Lafayette, Louisiana

General Fund - Lafayette Parish

Budgetary Comparison Schedule - Detail of Expenditures (Continued)

For the Year Ended October 31, 2013

With Comparative Actual Amounts for the Year Ended October 31, 2012

	2013			Variance with Final Budget Positive (Negative)	2012 Actual
	Original Budget	Final Budget	Actual		
Parishwide Fire Protection:					
Public safety -					
Transportation	20,000	20,000	17,334	2,666	11,860
2% fire insurance rebate -					
Milton	28,759	33,857	33,857	-	30,580
Judice	32,295	38,049	38,049	-	34,351
Carencro	62,138	73,422	73,422	-	66,169
Duson	13,711	16,067	16,067	-	14,553
Scott	69,366	81,990	81,990	-	73,875
Broussard	45,038	53,153	53,153	-	47,936
Youngsville	50,478	59,601	59,601	-	53,737
External appropriations -					
Milton	40,000	40,000	40,000	-	40,000
Judice	40,000	40,000	40,000	-	40,000
Carencro	40,000	40,000	40,000	-	40,000
Duson	40,000	40,000	40,000	-	40,000
Scott	83,820	83,820	69,060	14,760	72,630
Broussard	40,000	40,000	40,000	-	40,000
Youngsville	40,000	40,000	40,000	-	40,000
Tower rental	6,000	6,000	6,000	-	6,000
Sheriff's crews	100,000	100,000	84,764	15,236	5,529
Volunteer fire-fighting assistance	140,000	140,000	140,000	-	130,000
Total Parishwide Fire Protection	891,605	945,959	913,297	32,662	787,220
Department of Public Works:					
Capital improvements -					
Streets and drainage	-	-	-	-	61,200
Traffic and Transportation					
Department:					
Parking -					
Traffic and transportation	-	53,850	9,780	44,070	1,547

(continued)

LAFAYETTE CITY-PARISH CONSOLIDATED GOVERNMENT
Lafayette, Louisiana
General Fund - Lafayette Parish

Budgetary Comparison Schedule - Detail of Expenditures (Continued)
For the Year Ended October 31, 2013
With Comparative Actual Amounts for the Year Ended October 31, 2012

	2013				
	Original Budget	Final Budget	Actual	Variance with Final Budget Positive (Negative)	2012 Actual
Parks and Recreation Department:					
Operations and Maintenance -					
Culture and recreation:					
Equipment purchases	25,000	25,000	24,998	2	23,303
Repairs and maintenance	24,000	24,000	21,229	2,771	16,627
Supplies	25,000	25,000	15,319	9,681	23,630
Gravel	7,000	7,000	6,784	216	1,768
Field lighting projects	29,000	29,000	24,943	4,057	30,210
Park improvements	108,000	593,521	179,048	414,473	62,507
Total Parks and Recreation Department	218,000	703,521	272,321	431,200	158,045
Community Development Department:					
Federal Programs Administration -					
General government:					
Personnel costs	55,300	54,651	34,898	19,753	54,498
Telephone and utilities	500	500	93	407	118
Other	400	1,400	1,160	240	143
Total Federal Programs Admin.	56,200	56,551	36,151	20,400	54,759
15th Judicial District Drug Court -					
General government:					
Personnel costs	1,015	1,313	1,089	224	1,649
Rent	20,300	17,600	17,460	140	19,200
Other	1,350	2,908	2,756	152	426
Total 15th Judicial District Drug Court	22,665	21,821	21,305	516	21,275
Total Community Development Department	78,865	78,372	57,456	20,916	76,034
Others:					
County Agent -					
Conservation of natural resources:					
Transportation	2,500	2,500	2,028	472	2,777
Telephone	13,000	13,000	9,140	3,860	10,390
Repairs and maintenance	300	300	19	281	95
Materials and supplies	29,000	29,000	17,926	11,074	5,802
Uniforms	2,000	2,000	1,642	358	845
Office expense	3,500	3,500	3,200	300	3,354
Contractual services	83,000	83,000	82,115	885	75,291
Other	1,000	1,000	147	853	1,015
Total Others	134,300	134,300	116,217	18,083	99,569
Total expenditures	<u>\$ 6,838,628</u>	<u>\$ 8,422,875</u>	<u>\$ 7,236,604</u>	<u>\$ 1,186,271</u>	<u>\$ 6,543,862</u>

LAFAYETTE CITY-PARISH CONSOLIDATED GOVERNMENT
Lafayette, Louisiana
Nonmajor Governmental Funds

Combining Balance Sheet - By Fund Type
October 31, 2013
With Comparative Totals for October 31, 2012

	Special Revenue Funds	Debt Service Funds	Capital Projects Funds	Totals	
				2013	2012
ASSETS					
Cash	\$ 3,977,898	\$ 754,144	\$ 3,751,024	\$ 8,483,066	\$ 13,685,864
Investments	85,152,658	46,727,384	85,331,510	217,211,552	206,991,338
Accounts receivable, net	565,371	-	-	565,371	517,496
Loans receivable	2,203,058	-	-	2,203,058	6,135,111
Allowance for uncollectible loans	(62,647)	-	-	(62,647)	(521,923)
Assessments receivable	-	273,120	-	273,120	355,573
Accrued interest receivable	75,993	76,698	91,340	244,031	312,994
Due from other funds	1,098,048	712,563	731,672	2,542,283	4,010,961
Due from other governmental agencies	10,644,753	-	-	10,644,753	15,934,117
Inventories, at cost	21,878	-	-	21,878	22,595
Prepaid items	44,984	-	-	44,984	45,009
Total assets	<u>\$ 103,721,994</u>	<u>\$ 48,543,909</u>	<u>\$ 89,905,546</u>	<u>\$ 242,171,449</u>	<u>\$ 247,489,135</u>
LIABILITIES AND FUND BALANCES					
Liabilities:					
Cash overdraft	\$ 2,802,200	\$ -	\$ 177,858	\$ 2,980,058	\$ 9,070,616
Accounts payable	1,154,570	23,127	-	1,177,697	2,096,106
Accrued salaries and benefits	855,468	-	-	855,468	790,859
Contracts payable	990,735	-	1,361,977	2,352,712	1,829,189
Retainage payable	623,865	-	1,122,624	1,746,489	2,225,894
Other payables	113,544	328	-	113,872	94,813
Due to other funds	8,469,615	1,013,103	148,214	9,630,932	9,358,465
Due to other governmental agencies	714,973	-	-	714,973	330,487
Unearned revenue	243,642	-	-	243,642	133,250
Total liabilities	<u>15,968,612</u>	<u>1,036,558</u>	<u>2,810,673</u>	<u>19,815,843</u>	<u>25,929,679</u>
Fund balances:					
Nonspendable -					
Prepaid items	44,984	-	-	44,984	45,009
Restricted -					
Debt service	-	46,792,726	-	46,792,726	44,993,763
Committed -					
Incomplete projects	42,291,078	-	82,396,134	124,687,212	118,804,702
Assigned -					
Capital expenditures	-	-	4,698,739	4,698,739	5,661,329
Housing	3,761,469	-	-	3,761,469	7,502,218
Subsequent year's expenditures	41,655,851	714,625	-	42,370,476	44,552,435
Total fund balances	<u>87,753,382</u>	<u>47,507,351</u>	<u>87,094,873</u>	<u>222,355,606</u>	<u>221,559,456</u>
Total liabilities and fund balances	<u>\$ 103,721,994</u>	<u>\$ 48,543,909</u>	<u>\$ 89,905,546</u>	<u>\$ 242,171,449</u>	<u>\$ 247,489,135</u>

LAFAYETTE CITY-PARISH CONSOLIDATED GOVERNMENT

Lafayette, Louisiana

Nonmajor Governmental Funds

Combining Statement of Revenues, Expenditures, and Changes in Fund Balances

For the Year Ended October 31, 2013

With Comparative Totals for the Year Ended October 31, 2012

	Special Revenue Funds	Debt Service Funds	Capital Projects Funds	Totals	
				2013	2012
Revenues:					
Taxes -					
Ad valorem	\$ 41,136,235	\$ 5,254,593	\$ -	\$ 46,390,828	\$ 43,351,464
Sales and use	1,736,763	30,709,572	-	32,446,335	30,781,749
Licenses and permits	2,278,670	-	-	2,278,670	2,278,535
Intergovernmental -					
Federal grants	10,319,825	-	-	10,319,825	9,865,354
State funds:					
Grants	2,512,009	-	-	2,512,009	3,815,375
Parish transportation funds	1,469,908	-	-	1,469,908	1,432,479
State shared revenue	1,201,117	-	-	1,201,117	1,204,116
Other	1,097,799	1,260,326	-	2,358,125	2,724,604
Charges for services	8,405,271	-	-	8,405,271	8,002,900
Fines and forfeits	2,508,663	-	-	2,508,663	2,168,077
Investment earnings	206,679	170,620	125,550	502,849	1,007,152
Miscellaneous	437,321	-	490	437,811	514,420
Total revenues	<u>73,310,260</u>	<u>37,395,111</u>	<u>126,040</u>	<u>110,831,411</u>	<u>107,146,225</u>
Expenditures:					
Current -					
General government	10,892,923	190,316	108,708	11,191,947	10,938,932
Public safety	8,807,373	-	-	8,807,373	7,747,191
Traffic and transportation	8,653,668	-	-	8,653,668	8,240,443
Streets and drainage	5,121,372	-	-	5,121,372	6,718,641
Urban redevelopment and housing	5,349,600	-	-	5,349,600	3,809,902
Culture and recreation	20,915,699	-	-	20,915,699	20,163,013
Health and welfare	4,256,492	-	-	4,256,492	607,073
Economic opportunity	282,680	-	-	282,680	267,990
Economic development and assistance	1,487,601	-	-	1,487,601	1,523,582
Debt service -					
Principal retirement	-	20,580,000	-	20,580,000	18,265,000
Interest and fiscal charges	-	19,888,921	-	19,888,921	18,467,407
Debt issuance costs	-	-	270,257	270,257	980,892
Capital outlay	6,567,512	-	18,311,034	24,878,546	27,084,163
Total expenditures	<u>72,334,920</u>	<u>40,659,237</u>	<u>18,689,999</u>	<u>131,684,156</u>	<u>124,814,229</u>
Excess (deficiency) of revenues over expenditures	<u>975,340</u>	<u>(3,264,126)</u>	<u>(18,563,959)</u>	<u>(20,852,745)</u>	<u>(17,668,004)</u>
Other financing sources (uses):					
Proceeds from issuance of debt	-	-	15,690,000	15,690,000	102,055,000
Premium on issuance of debt	-	-	1,263,270	1,263,270	3,458,787
Payment to escrow agent	-	-	-	-	(104,525,465)
Transfers in	9,226,677	5,944,422	-	15,171,099	10,020,271
Transfers out	(7,826,318)	(880,588)	(1,108,359)	(9,815,265)	(11,394,764)
Total other financing sources (uses)	<u>1,400,359</u>	<u>5,063,834</u>	<u>15,844,911</u>	<u>22,309,104</u>	<u>(386,171)</u>
Net change in fund balances	2,375,699	1,799,708	(2,719,048)	1,456,359	(18,054,175)
Fund balances, beginning, as restated	<u>85,377,683</u>	<u>45,707,643</u>	<u>89,813,921</u>	<u>220,899,247</u>	<u>239,613,631</u>
Fund balances, ending	<u>\$ 87,753,382</u>	<u>\$ 47,507,351</u>	<u>\$ 87,094,873</u>	<u>\$ 222,355,606</u>	<u>\$ 221,559,456</u>

**Nonmajor
Special Revenue Funds**

Nonmajor Governmental Funds

Special Revenue Funds

Special Revenue funds account for and report the proceeds of specific revenue sources that are legally restricted for specific purposes other than debt service or capital projects.

Federal Narcotics Seized/Forfeited Property - this fund accounts for the cash proceeds received from federal narcotic seizures and forfeitures, as well as any interest earned on these funds.

State Narcotics Seized/Forfeited Property - this fund accounts for the cash proceeds received from state narcotic seizures and forfeitures, as well as any interest earned on these funds.

Urban Infill Home Program - this fund accounts for federal and state grants to fund the development of vacant, abandoned, passed over or underutilized land within built-up areas of existing neighborhoods in the community.

F.T.A. Planning Grant Fund - this fund accounts for the collection and disbursement of federal grants from the Federal Transit Administration to Lafayette Consolidated Government's Transit Department. These funds are used to cover the costs of planning, meetings, and the payroll of employees.

F.T.A. Capital - this fund accounts for the collection and disbursement of federal grants from the Federal Transit Administration to Lafayette Consolidated Government's Transit Department. These funds are used to cover the costs of operating, improving, and maintaining buses and the Rosa Parks Transit Facility.

F.H.W.A. Planning Grant - this fund accounts for the collection and disbursement of federal grants from the Federal Highway Administration. These funds are used to cover the costs of planning, meetings, and the payroll of employees.

F.H.W.A. I49/MPO - this fund accounts for the collection and disbursement of federal grants from the Federal Highway Administration to improve and maintain I49 and other highways.

State D.O.T.D. MPO Grants - this fund accounts for the collection and disbursement of various federal and state grants to construct, improve, and maintain sidewalks and crosswalks in the Parish.

Federal Grants Other - this fund accounts for the collection and disbursement of various federal grants received by Lafayette Consolidated Government.

State Grants Other - this fund accounts for the collection and disbursement of various state and federal grants received by Lafayette Consolidated Government.

Emergency Shelter Grant - this fund is used to account for the collection and disbursement of a federal grant to cover the costs of providing, operating, and maintaining shelters for residents in need.

Drug Court Program Grant - this fund accounts for the collections and disbursements of various state and federal grants. It also accounts for test and administrative fees collected by the 15th Judicial District Drug Court. These revenues are to cover the costs of operating and maintaining the drug court programs.

Justice Dept. Federal Equitable Sharing - this fund accounts for the cash proceeds received from seizures and forfeitures, as well as any interest earned on these funds. These funds are dedicated to public safety.

(Continued)

Nonmajor Governmental Funds

Special Revenue Funds (Continued)

Parking Program - this fund is used to account for parking revenues to promote improved parking facilities.

Health Unit Maintenance - this fund accounts for proceeds of ad valorem taxes assessed by the Parish. Proceeds from the tax shall be used for the purpose of operating and maintaining the Health Unit.

Traffic Safety - this fund accounts for safe light and safe speed ticket fees collected by Redflex for Lafayette Consolidated Government.

Juvenile Detention Home Maintenance - this fund accounts for ad valorem taxes assessed by the Parish, collection and disbursement of various federal and state grants, state shared revenue, charges for services, and any interest earned on these funds. Revenues are dedicated to covering the cost of operating, improving, and maintaining the Juvenile Detention Home.

DHH-Acadiana Recovery Center Inpatient - this fund was used to account for the collections and disbursements of a state health grant to cover the cost of medical services, meals, medications provided to patients, and other operating expenses for the Acadiana Recovery Center. This fund along with all of the Acadiana Recover Center funds have been returned to the facility and will no longer be included with Lafayette Consolidated Government's funds.

Municipal Transit System - this fund accounts for the activities necessary to provide bus service for the residents of the City.

Codes and Permits - this fund is used to account for the revenues from permits and other services provided by the Codes Division to cover the costs of operating and maintaining the Planning, Zoning, and Development Department.

Urban Development Action Grant - this fund accounts for the collections and disbursements of various federal and state grants dedicated to the Lafayette Downtown Development Authority. This grant was been paid in full in 2013.

Acadiana Recovery Center Non-Grant - this fund was used to record cash proceeds from client fees, vending machine concessions, and any interest earned on these funds. These funds are to cover costs of Acadiana Recovery Center's operations and maintenance expenses that are not funded by federal or state grants. This fund along with all of the Acadiana Recover Center funds have been returned to the facility and will no longer be included with Lafayette Consolidated Government's funds.

ARC – U.S. Probation Outpatient Grant - this fund was used to account for the collections and disbursements of a state health grant to cover the costs of the Acadiana Recovery Center Probation Program. This fund along with all of the Acadiana Recover Center funds have been returned to the facility and will no longer be included with Lafayette Consolidated Government's funds.

Natural History Museum and Planetarium - this fund is used to account for revenues from ticket sales, facility rentals, and other services provided to cover the costs of operating and maintaining the museum and planetarium.

(Continued)

Nonmajor Governmental Funds

Special Revenue Funds (Continued)

Golf Courses - this fund is used to account for the operations of the City's three golf courses. The fund's operations are financed by green fees, golf equipment rentals, memberships, and tournament fees.

Road and Bridge Maintenance - this fund accounts for proceeds of ad valorem taxes assessed by the Parish, State Parish Transportation funds, State shared revenue and any interest earned on these funds to cover the costs of maintaining and improving the roads and bridges in the parish.

Parish Wide Drainage Maintenance - this fund accounts for proceeds of ad valorem taxes assessed by the Parish, State shared revenue, and interest earned on these funds to cover the costs of improving and maintaining drainage throughout Lafayette Parish.

Lafayette Parish Public Library - this fund accounts for proceeds of ad valorem taxes assessed by the Parish, State shared revenue, and charges for services provided by the library. These revenues are to cover the cost of operating and maintaining all branches of the Lafayette Parish Public Library.

Courthouse and Jail Maintenance - this fund accounts for proceeds of ad valorem taxes assessed by the Parish, State shared revenue, and interest earned on these funds. These revenues are dedicated to the courthouse and jail in the Parish for operations and maintenance costs.

Local Workforce Investment Act Grant - this fund accounts for the collections and disbursements of federal grants used to promote education, job growth and to decrease the unemployment rates in Lafayette Parish.

Mosquito Abatement and Control - account for special property tax levy required to cover the cost of controlling mosquitoes and other arthropods.

Coroner's Expense - this fund accounts for revenues from services provided by the Coroner's office. Proceeds from these services are dedicated to covering the costs of operating and maintaining the Coroner's office in Lafayette Parish.

Adult Correctional Facility Maintenance - this fund accounts for proceeds of ad valorem taxes, State shared revenue, and interest earned on these funds to cover the costs of operating and maintaining the adult correctional facility in the Parish.

Recreation and Parks - monies in this fund are primarily from the proceeds of ad valorem taxes assessed by the City. Proceeds from the tax will be used for the purpose of maintaining and operating recreation programs in the City.

1961 Sales Tax Trust - this fund is used to account for the 1% sales and use tax levied by the City of Lafayette. These revenues are dedicated to capital improvements, the general fund, and debt service.

1985 Sales Tax Trust - this fund is used to account for the 1% sales and use tax levied by the City of Lafayette. These revenues are dedicated to capital improvements, the general fund, and debt service.

TIF Sales Tax Trusts - this fund is used to account for sales and use tax levied by the City of Lafayette. These revenues are dedicated to redevelopment, infrastructure, and other community-improvement projects in the defined district.

(Continued)

Nonmajor Governmental Funds

Special Revenue Funds (Continued)

Criminal Justice Support Services - this account is used to account for deposited fines and forfeitures to cover the following expenses: the criminal courts, petit jury, grand jury, witness fees, parish law library, and other expenses related to the judges of the criminal courts and the office of the district attorney.

Community Development Block Grant - to account for funds granted by the Community Development Block Grant program administered by the Department of Housing and Urban Development.

Housing Rehabilitation Program Grant - this fund is used to account for the collection and disbursement of various federal and state grants to the Community Development Department. These grants go toward improving and restoring housing in Lafayette Parish.

Neighborhood Housing Services Loan Program - this fund is used to account for the issuance and payments of housing loans issued by Community Development.

CD-First Time Homebuyer - this fund is dedicated to recording the issuance and payments of first time homebuyer loans issued by Community Development.

LPTFA-First Time Homebuyer - this fund was used to account for money received from the Lafayette Public Trust Financing Authority dedicated to issuing loans to first time homebuyers in the Parish. This program has been returned to LPTFA who will now issue their own loans, therefore this will no longer be a part of Lafayette Consolidated Government's funds.

War Memorial - this fund is used to account for the money received from Veteran's Affairs for operating and maintaining the War Memorial Building.

Hurricane Katrina - accounts for the collection and disbursement of various state and federal grants to Lafayette Consolidated Government, to cover costs incurred during Hurricane Katrina.

Hurricane Rita - accounts for the collection and disbursement of various state and federal grants to Lafayette Consolidated Government, to cover costs incurred during Hurricane Rita.

Hurricane Gustav - accounts for the collection and disbursement of various state and federal grants to Lafayette Consolidated Government, to cover costs incurred during Hurricane Gustav.

Hurricane Isaac - accounts for the collection and disbursement of various state and federal grants to Lafayette Consolidated Government, to cover costs incurred during Hurricane Isaac.

Heymann Performing Arts Center - this fund is used to account for all proceeds from ticket sales and facility rental fees at the Heymann Performing Arts Center. The proceeds of these sales go toward operating and maintaining the facility.



Lafayette

CONSOLIDATED GOVERNMENT

LAFAYETTE CITY-PARISH CONSOLIDATED GOVERNMENT
Lafayette, Louisiana

Combining Balance Sheet
Nonmajor Special Revenue Funds
October 31, 2013

	Federal Narcotics Seized/ Forfeited Property	State Narcotics Seized/ Forfeited Property	Urban Infill Home Program	F.T.A. Planning Grant	F.T.A. Capital
ASSETS					
Cash	\$ 528	\$ 495	\$ 42,575	\$ -	\$ 132,342
Investments	12,408	11,615	1,000,050	-	-
Accounts receivable, net	-	-	-	-	-
Loans receivable	-	-	-	-	-
Allowance for uncollectible loans	-	-	-	-	-
Accrued interest receivable	13	12	1,070	-	-
Due from other funds	-	-	103,236	-	9,670
Due from other governmental agencies	-	-	-	15,914	126,180
Inventories, at cost	-	-	-	-	-
Prepaid items	-	-	-	-	-
Total assets	<u>\$ 12,949</u>	<u>\$ 12,122</u>	<u>\$ 1,146,931</u>	<u>\$ 15,914</u>	<u>\$ 268,192</u>
LIABILITIES AND FUND BALANCES					
Liabilities:					
Cash overdraft	\$ -	\$ -	\$ -	\$ 14,095	\$ -
Accounts payable	-	-	-	-	392
Accrued salaries and benefits	-	-	-	1,819	-
Contracts payable	-	-	-	-	-
Retainage payable	-	-	-	-	-
Other payables	-	-	-	-	-
Due to other funds	-	-	-	-	3,300
Due to other governmental agencies	-	-	-	-	264,500
Unearned revenue	-	-	-	-	-
Total liabilities	<u>-</u>	<u>-</u>	<u>-</u>	<u>15,914</u>	<u>268,192</u>
Fund balances:					
Nonspendable -					
Prepaid items	-	-	-	-	-
Committed -					
Incomplete projects	-	-	-	-	-
Assigned -					
Housing	-	-	1,146,931	-	-
Subsequent year's expenditures	<u>12,949</u>	<u>12,122</u>	<u>-</u>	<u>-</u>	<u>-</u>
Total fund balances	<u>12,949</u>	<u>12,122</u>	<u>1,146,931</u>	<u>-</u>	<u>-</u>
Total liabilities and fund balances	<u>\$ 12,949</u>	<u>\$ 12,122</u>	<u>\$ 1,146,931</u>	<u>\$ 15,914</u>	<u>\$ 268,192</u>

F.H.W.A. Planning Grant	F.H.W.A. I49/MPO	State D.O.T.D MPO Grants	Federal Grants Other	State Grants Other	Emergency Shelter Grant
\$ -	\$ -	\$ -	\$ -	\$ -	\$ -
-	-	-	-	-	-
-	-	-	-	1,809	-
-	-	-	-	-	-
-	-	-	-	-	-
-	-	-	-	-	-
2,320	40,590	40,899	3,455	-	-
126,958	18,500	101,220	354,868	502,224	18,381
-	-	-	-	-	-
-	-	-	-	-	-
<u>\$ 129,278</u>	<u>\$ 59,090</u>	<u>\$ 142,119</u>	<u>\$ 358,323</u>	<u>\$ 504,033</u>	<u>\$ 18,381</u>
\$ 105,549	\$ 54,100	\$ 70,879	\$ 311,997	\$ 148,290	\$ 13,807
3,781	-	27,549	90	2,086	4,574
18,208	3,287	2,792	30,698	-	-
-	-	-	-	-	-
-	-	-	-	114,709	-
-	-	-	-	-	-
1,740	1,703	40,899	5,064	216,622	-
-	-	-	-	-	-
-	-	-	10,474	22,326	-
<u>129,278</u>	<u>59,090</u>	<u>142,119</u>	<u>358,323</u>	<u>504,033</u>	<u>18,381</u>
-	-	-	-	-	-
-	-	-	-	-	-
-	-	-	-	-	-
<u>-</u>	<u>-</u>	<u>-</u>	<u>-</u>	<u>-</u>	<u>-</u>
<u>-</u>	<u>-</u>	<u>-</u>	<u>-</u>	<u>-</u>	<u>-</u>
<u>\$ 129,278</u>	<u>\$ 59,090</u>	<u>\$ 142,119</u>	<u>\$ 358,323</u>	<u>\$ 504,033</u>	<u>\$ 18,381</u>

(continued)

LAFAYETTE CITY-PARISH CONSOLIDATED GOVERNMENT
Lafayette, Louisiana

Combining Balance Sheet
Nonmajor Special Revenue Funds (Continued)
October 31, 2013

	Drug Court Program Grant	Justice Dept. Federal Equitable Sharing	Parking Program	Health Unit Maintenance	Traffic Safety
ASSETS					
Cash	\$ -	\$ 6,453	\$ 10,485	\$ 336,746	\$ 43,943
Investments	-	151,571	239,231	7,909,877	1,032,173
Accounts receivable, net	-	-	5,313	-	100,760
Loans receivable	-	-	-	-	-
Allowance for uncollectible loans	-	-	-	-	-
Accrued interest receivable	-	162	256	8,467	1,105
Due from other funds	43,673	-	-	-	40,899
Due from other governmental agencies	37,029	-	-	-	-
Inventories, at cost	-	-	-	-	-
Prepaid items	-	-	-	-	-
Total assets	<u>\$ 80,702</u>	<u>\$ 158,186</u>	<u>\$255,285</u>	<u>\$ 8,255,090</u>	<u>\$1,218,880</u>
LIABILITIES AND FUND BALANCES					
Liabilities:					
Cash overdraft	\$ 52,200	\$ -	\$ -	\$ -	\$ -
Accounts payable	4,494	-	4,040	-	10,570
Accrued salaries and benefits	17,501	-	20,885	3,615	-
Contracts payable	-	-	-	-	-
Retainage payable	-	-	-	-	27,914
Other payables	-	-	7,738	86	-
Due to other funds	-	-	222,622	-	-
Due to other governmental agencies	-	-	-	-	-
Unearned revenue	6,507	-	-	-	-
Total liabilities	<u>80,702</u>	<u>-</u>	<u>255,285</u>	<u>3,701</u>	<u>38,484</u>
Fund balances:					
Nonspendable -					
Prepaid items	-	-	-	-	-
Committed -					
Incomplete projects	-	-	-	5,140	-
Assigned -					
Housing	-	-	-	-	-
Subsequent year's expenditures	-	158,186	-	8,246,249	1,180,396
Total fund balances	<u>-</u>	<u>158,186</u>	<u>-</u>	<u>8,251,389</u>	<u>1,180,396</u>
Total liabilities and fund balances	<u>\$ 80,702</u>	<u>\$ 158,186</u>	<u>\$255,285</u>	<u>\$ 8,255,090</u>	<u>\$1,218,880</u>

Juvenile Detention Home Maintenance	DHH - Acadiana Recovery Center Inpatient	Municipal Transit System	Codes and Permits	Urban Development Action Grant	Acadiana Recovery Center Non-Grant	ARC - U.S. Probation Outpatient Grant	Natural History Museum and Planetarium
\$ 144,946	\$ 25,562	\$ 67,019	\$ 78,007	\$ 39	\$ 11,233	\$ 4,436	\$ 1,696
3,402,312	-	-	1,826,689	-	263,842	-	-
-	-	2,346	48,765	-	-	-	100
-	-	-	-	-	-	-	-
-	-	-	-	-	-	-	-
3,642	-	-	1,955	-	282	-	-
-	134	-	35,025	-	30,084	-	28,614
77,384	-	283,191	4,117	-	-	-	-
-	-	-	-	-	-	-	-
-	-	-	-	-	-	-	-
<u>\$ 3,628,284</u>	<u>\$ 25,696</u>	<u>\$ 352,556</u>	<u>\$ 1,994,558</u>	<u>\$ 39</u>	<u>\$ 305,441</u>	<u>\$ 4,436</u>	<u>\$30,410</u>
\$ -	\$ -	\$ -	\$ -	\$ -	\$ -	\$ -	\$ -
28,017	-	91,813	25,530	-	-	-	491
48,808	-	78,258	107,845	-	-	-	29,119
-	-	-	-	-	-	-	-
-	-	-	-	-	12,318	-	-
101	-	-	4	-	-	-	-
-	25,696	182,485	-	-	134	4,388	-
-	-	-	-	-	292,989	48	-
-	-	-	-	-	-	-	800
<u>76,926</u>	<u>25,696</u>	<u>352,556</u>	<u>133,379</u>	<u>-</u>	<u>305,441</u>	<u>4,436</u>	<u>30,410</u>
-	-	-	-	-	-	-	-
-	-	-	591,089	-	-	-	-
-	-	-	-	-	-	-	-
<u>3,551,358</u>	<u>-</u>	<u>-</u>	<u>1,270,090</u>	<u>39</u>	<u>-</u>	<u>-</u>	<u>-</u>
<u>3,551,358</u>	<u>-</u>	<u>-</u>	<u>1,861,179</u>	<u>39</u>	<u>-</u>	<u>-</u>	<u>-</u>
<u>\$ 3,628,284</u>	<u>\$ 25,696</u>	<u>\$ 352,556</u>	<u>\$ 1,994,558</u>	<u>\$ 39</u>	<u>\$ 305,441</u>	<u>\$ 4,436</u>	<u>\$30,410</u>

(continued)

LAFAYETTE CITY-PARISH CONSOLIDATED GOVERNMENT
Lafayette, Louisiana

Combining Balance Sheet
Nonmajor Special Revenue Funds (Continued)
October 31, 2013

	Golf Courses	Road and Bridge Maintenance	Parishwide Drainage Maintenance	Lafayette Parish Public Library	Courthouse and Jail Maintenance
ASSETS					
Cash	\$ 7,769	\$ 372,646	\$ 577,149	\$ 1,482,875	\$ 248,089
Investments	182,491	8,753,132	13,556,743	34,826,788	5,827,397
Accounts receivable, net	11,399	7,000	14,511	36,141	-
Loans receivable	-	-	-	-	-
Allowance for uncollectible loans	-	-	-	-	-
Accrued interest receivable	195	9,369	-	37,280	6,238
Due from other funds	-	-	-	-	1,350
Due from other governmental agencies	-	-	-	-	-
Inventories, at cost	-	-	-	-	-
Prepaid items	-	-	-	44,984	-
Total assets	<u>\$ 201,854</u>	<u>\$9,142,147</u>	<u>\$14,148,403</u>	<u>\$ 36,428,068</u>	<u>\$ 6,083,074</u>
LIABILITIES AND FUND BALANCES					
Liabilities:					
Cash overdraft	\$ -	\$ -	\$ -	\$ -	\$ -
Accounts payable	30,282	1,139	16,015	74,070	92,485
Accrued salaries and benefits	62,659	342	463	161,475	-
Contracts payable	-	270,375	213,963	301,759	204,638
Retainage payable	-	110,660	54,078	265,317	38,869
Other payables	6,517	358	-	387	201
Due to other funds	102,396	9,826	660,210	-	70,194
Due to other governmental agencies	-	-	-	-	-
Unearned revenue	-	-	-	-	-
Total liabilities	<u>201,854</u>	<u>392,700</u>	<u>944,729</u>	<u>803,008</u>	<u>406,387</u>
Fund balances:					
Nonspendable -					
Prepaid items	-	-	-	44,984	-
Committed -					
Incomplete projects	-	7,442,212	10,620,123	20,890,149	2,742,365
Assigned -					
Housing	-	-	-	-	-
Subsequent year's expenditures	-	1,307,235	2,583,551	14,689,927	2,934,322
Total fund balances	<u>-</u>	<u>8,749,447</u>	<u>13,203,674</u>	<u>35,625,060</u>	<u>5,676,687</u>
Total liabilities and fund balances	<u>\$ 201,854</u>	<u>\$9,142,147</u>	<u>\$14,148,403</u>	<u>\$ 36,428,068</u>	<u>\$ 6,083,074</u>

Local Workforce Investment Act Grant	Mosquito Abatement and Control	Coroner's Expense	Adult Correctional Facility Maintenance	Recreation and Parks	1961 Sales Tax Trust	1985 Sales Tax Trust	TIF Sales Tax Trusts
\$ 300	\$ 165,209	\$ -	\$ -	\$ 180	\$ 19	\$ -	\$ 35,189
-	3,880,628	-	-	-	-	-	600,000
-	-	90,000	2,333	13,124	-	-	91,766
-	-	-	-	-	-	-	-
-	-	-	-	-	-	-	-
-	4,154	-	-	-	-	-	-
74,043	-	101,366	238,783	194,466	5,561	1,559	3
66,021	-	13,939	-	-	3,593,543	3,090,073	-
-	-	-	-	-	-	-	-
-	-	-	-	-	-	-	-
<u>\$ 140,364</u>	<u>\$4,049,991</u>	<u>\$ 205,305</u>	<u>\$ 241,116</u>	<u>\$ 207,770</u>	<u>\$ 3,599,123</u>	<u>\$3,091,632</u>	<u>\$ 726,958</u>
\$ 106,593	\$ -	\$ -	\$ -	\$ -	\$ -	\$ -	\$ -
9,949	147,187	108,110	240,940	43,339	24,778	23,032	91,885
23,822	323	8,295	-	151,069	-	-	-
-	-	-	-	-	-	-	-
-	-	-	-	-	-	-	-
-	-	88,900	176	805	-	-	-
-	-	-	-	-	3,574,345	3,068,600	-
-	-	-	-	-	-	-	-
-	-	-	-	12,557	-	-	-
<u>140,364</u>	<u>147,510</u>	<u>205,305</u>	<u>241,116</u>	<u>207,770</u>	<u>3,599,123</u>	<u>3,091,632</u>	<u>91,885</u>
-	-	-	-	-	-	-	-
-	-	-	-	-	-	-	-
-	-	-	-	-	-	-	-
-	3,902,481	-	-	-	-	-	635,073
-	3,902,481	-	-	-	-	-	635,073
<u>\$ 140,364</u>	<u>\$4,049,991</u>	<u>\$ 205,305</u>	<u>\$ 241,116</u>	<u>\$ 207,770</u>	<u>\$ 3,599,123</u>	<u>\$3,091,632</u>	<u>\$ 726,958</u>

(continued)

LAFAYETTE CITY-PARISH CONSOLIDATED GOVERNMENT

Lafayette, Louisiana

Combining Balance Sheet
Nonmajor Special Revenue Funds (Continued)
October 31, 2013

	Criminal Justice Support Services	Community Development Block Grant	Housing Rehabilitation Program Grant	Neighborhood Housing Services Loan Program	CD - First Time Homebuyer	LPTFA - First Time Homebuyer
ASSETS						
Cash	\$ 2,644	\$ -	\$ -	\$ 29,321	\$ 21,138	\$ 6
Investments	62,098	-	-	688,735	496,504	-
Accounts receivable, net	-	-	-	-	-	-
Loans receivable	-	-	-	187,571	2,015,487	-
Allowance for uncollectible loans	-	-	-	(23,844)	(38,803)	-
Accrued interest receivable	66	-	-	737	531	-
Due from other funds	-	-	-	-	-	-
Due from other governmental agencies	-	331,652	159,127	-	119,681	-
Inventories, at cost	-	21,878	-	-	-	-
Prepaid items	-	-	-	-	-	-
Total assets	<u>\$ 64,808</u>	<u>\$ 353,530</u>	<u>\$ 159,127</u>	<u>\$ 882,520</u>	<u>\$ 2,614,538</u>	<u>\$ 6</u>
LIABILITIES AND FUND BALANCES						
Liabilities:						
Cash overdraft	\$ -	\$ 270,055	\$ 53,705	\$ -	\$ -	\$ -
Accounts payable	10,442	3,437	-	-	-	-
Accrued salaries and benefits	8,520	35,859	2,186	-	-	-
Contracts payable	-	-	-	-	-	-
Retainage payable	-	-	-	-	-	-
Other payables	-	-	-	281	-	6
Due to other funds	45,846	6,595	103,236	-	-	-
Due to other governmental agencies	-	-	-	-	-	-
Unearned revenue	-	37,584	-	-	-	-
Total liabilities	<u>64,808</u>	<u>353,530</u>	<u>159,127</u>	<u>281</u>	<u>-</u>	<u>6</u>
Fund balances:						
Nonspendable -						
Prepaid items	-	-	-	-	-	-
Committed -						
Incomplete projects	-	-	-	-	-	-
Assigned -						
Housing	-	-	-	-	2,614,538	-
Subsequent year's expenditures	-	-	-	882,239	-	-
Total fund balances	<u>-</u>	<u>-</u>	<u>-</u>	<u>882,239</u>	<u>2,614,538</u>	<u>-</u>
Total liabilities and fund balances	<u>\$ 64,808</u>	<u>\$ 353,530</u>	<u>\$ 159,127</u>	<u>\$ 882,520</u>	<u>\$ 2,614,538</u>	<u>\$ 6</u>

War Memorial	Hurricane Katrina	Hurricane Rita	Hurricane Gustav	Hurricane Isaac	Heymann Performing Arts Center	Total
\$ 50	\$ 4,719	\$ 13,518	\$ -	\$ -	\$ 110,572	\$ 3,977,898
-	110,849	317,525	-	-	-	85,152,658
27,780	-	-	-	-	112,224	565,371
-	-	-	-	-	-	2,203,058
-	-	-	-	-	-	(62,647)
-	119	340	-	-	-	75,993
-	-	-	-	-	102,318	1,098,048
-	-	-	1,408,040	196,711	-	10,644,753
-	-	-	-	-	-	21,878
-	-	-	-	-	-	44,984
<u>\$ 27,830</u>	<u>\$ 115,687</u>	<u>\$ 331,383</u>	<u>\$ 1,408,040</u>	<u>\$196,711</u>	<u>\$ 325,114</u>	<u>\$ 103,721,994</u>
\$ -	\$ -	\$ -	\$ 1,404,219	\$196,711	\$ -	\$ 2,802,200
14,824	-	-	-	-	19,229	1,154,570
4,549	-	-	-	-	33,071	855,468
-	-	-	-	-	-	990,735
-	-	-	-	-	-	623,865
-	-	-	-	-	7,984	113,544
8,457	-	-	-	-	115,257	8,469,615
-	115,687	41,749	-	-	-	714,973
-	-	-	3,821	-	149,573	243,642
<u>27,830</u>	<u>115,687</u>	<u>41,749</u>	<u>1,408,040</u>	<u>196,711</u>	<u>325,114</u>	<u>15,968,612</u>
-	-	-	-	-	-	44,984
-	-	-	-	-	-	42,291,078
-	-	-	-	-	-	3,761,469
-	-	289,634	-	-	-	41,655,851
-	-	289,634	-	-	-	87,753,382
<u>\$ 27,830</u>	<u>\$ 115,687</u>	<u>\$ 331,383</u>	<u>\$ 1,408,040</u>	<u>\$196,711</u>	<u>\$ 325,114</u>	<u>\$ 103,721,994</u>

LAFAYETTE CITY-PARISH CONSOLIDATED GOVERNMENT
Lafayette, Louisiana

Combining Statement of Revenues, Expenditures, and Changes in Fund Balances
Nonmajor Special Revenue Funds
For the Year Ended October 31, 2013

	Federal Narcotics Seized/ Forfeited Property	State Narcotics Seized/ Forfeited Property	Urban Infill Home Program	F.T.A. Planning Grant	F.T.A. Capital
Revenues:					
Taxes -					
Ad valorem	\$ -	\$ -	\$ -	\$ -	\$ -
Sales and use	-	-	-	-	-
Licenses and permits	-	-	-	-	-
Intergovernmental -					
Federal grants	-	-	-	45,715	3,000,343
State funds:					
Grants	-	-	-	-	-
Parish transportation funds	-	-	-	-	-
State shared revenue	-	-	-	-	-
Other	-	-	-	-	-
Charges for services	-	-	-	-	-
Fines and forfeits	-	-	-	-	-
Investment earnings	239	15	1,498	-	-
Miscellaneous	-	-	-	-	-
Total revenues	<u>239</u>	<u>15</u>	<u>1,498</u>	<u>45,715</u>	<u>3,000,343</u>
Expenditures:					
Current -					
General government	-	-	-	-	-
Public safety	-	-	-	-	-
Traffic and transportation	-	-	-	57,832	-
Streets and drainage	-	-	-	-	-
Urban redevelopment and housing	-	-	1,100	-	-
Culture and recreation	-	-	-	-	-
Health and welfare	-	-	-	-	-
Economic opportunity	-	-	-	-	-
Economic development and assistance	-	-	-	-	-
Capital outlay	-	-	-	-	3,098,839
Total expenditures	<u>-</u>	<u>-</u>	<u>1,100</u>	<u>57,832</u>	<u>3,098,839</u>
Excess (deficiency) of revenues over expenditures	<u>239</u>	<u>15</u>	<u>398</u>	<u>(12,117)</u>	<u>(98,496)</u>
Other financing sources (uses):					
Transfers in	-	-	-	12,117	102,731
Transfers out	-	-	-	-	(4,235)
Total other financing sources (uses)	<u>-</u>	<u>-</u>	<u>-</u>	<u>12,117</u>	<u>98,496</u>
Net change in fund balances	239	15	398	-	-
Fund balances, beginning, as restated	<u>12,710</u>	<u>12,107</u>	<u>1,146,533</u>	<u>-</u>	<u>-</u>
Fund balances, ending	<u>\$ 12,949</u>	<u>\$ 12,122</u>	<u>\$ 1,146,931</u>	<u>\$ -</u>	<u>\$ -</u>

<u>F.H.W.A. Planning Grant</u>	<u>F.H.W.A. I49/MPO</u>	<u>State D.O.T.D MPO Grants</u>	<u>Federal Grants Other</u>	<u>State Grants Other</u>	<u>Emergency Shelter Grant</u>
\$ -	\$ -	\$ -	\$ -	\$ -	\$ -
-	-	-	-	-	-
-	-	-	-	-	-
330,707	66,542	388,043	1,112,269	226,612	102,902
-	-	-	-	1,826,524	-
-	-	-	-	-	-
-	-	-	-	-	-
-	-	-	-	-	-
-	-	-	-	-	-
-	-	-	-	-	-
-	-	-	-	120	-
<u>330,707</u>	<u>66,542</u>	<u>388,043</u>	<u>1,112,269</u>	<u>2,053,256</u>	<u>102,902</u>
-	-	-	286,673	97,050	-
-	-	-	770,270	226,915	-
400,199	83,178	429,253	-	31,101	-
-	-	-	-	-	-
-	-	-	-	67,845	102,902
-	-	-	-	-	-
-	-	-	-	-	-
-	-	-	-	-	-
-	-	-	-	-	-
13,802	-	-	61,834	1,630,345	-
<u>414,001</u>	<u>83,178</u>	<u>429,253</u>	<u>1,118,777</u>	<u>2,053,256</u>	<u>102,902</u>
<u>(83,294)</u>	<u>(16,636)</u>	<u>(41,210)</u>	<u>(6,508)</u>	<u>-</u>	<u>-</u>
83,294	16,636	41,210	6,508	-	-
-	-	-	-	-	-
<u>83,294</u>	<u>16,636</u>	<u>41,210</u>	<u>6,508</u>	<u>-</u>	<u>-</u>
-	-	-	-	-	-
-	-	-	-	-	-
<u>\$ -</u>	<u>\$ -</u>	<u>\$ -</u>	<u>\$ -</u>	<u>\$ -</u>	<u>\$ -</u>

(continued)

LAFAYETTE CITY-PARISH CONSOLIDATED GOVERNMENT

Lafayette, Louisiana

Combining Statement of Revenues, Expenditures, and Changes in Fund Balances

Nonmajor Special Revenue Funds (Continued)

For the Year Ended October 31, 2013

	Drug Court Program Grant	Justice Dept. Federal Equitable Sharing	Parking Program	Health Unit Maintenance	Traffic Safety
Revenues:					
Taxes -					
Ad valorem	\$ -	\$ -	\$ -	\$ 1,648,354	\$ -
Sales and use	-	-	-	-	-
Licenses and permits	-	-	-	-	-
Intergovernmental -					
Federal grants	85,609	-	-	-	-
State funds:					
Grants	443,919	-	-	-	-
Parish transportation funds	-	-	-	-	-
State shared revenue	-	-	-	57,097	-
Other	-	16,361	-	-	-
Charges for services	57,307	-	597,484	-	-
Fines and forfeits	-	-	295,284	-	1,935,603
Investment earnings	-	206	216	11,636	1,757
Miscellaneous	264	-	2,207	-	450
Total revenues	<u>587,099</u>	<u>16,567</u>	<u>895,191</u>	<u>1,717,087</u>	<u>1,937,810</u>
Expenditures:					
Current -					
General government	-	-	1,800	-	-
Public safety	602,269	7,229	-	-	-
Traffic and transportation	-	-	670,769	-	2,111,490
Streets and drainage	-	-	-	-	-
Urban redevelopment and housing	-	-	-	-	-
Culture and recreation	-	-	-	-	-
Health and welfare	-	-	-	563,503	-
Economic opportunity	-	-	-	-	-
Economic development and assistance	-	-	-	-	-
Capital outlay	8,503	15,435	-	2,639	66,431
Total expenditures	<u>610,772</u>	<u>22,664</u>	<u>672,569</u>	<u>566,142</u>	<u>2,177,921</u>
Excess (deficiency) of revenues over expenditures	<u>(23,673)</u>	<u>(6,097)</u>	<u>222,622</u>	<u>1,150,945</u>	<u>(240,111)</u>
Other financing sources (uses):					
Transfers in	23,673	-	-	-	-
Transfers out	-	-	(222,622)	-	-
Total other financing sources (uses)	<u>23,673</u>	<u>-</u>	<u>(222,622)</u>	<u>-</u>	<u>-</u>
Net change in fund balances	-	(6,097)	-	1,150,945	(240,111)
Fund balances, beginning, as restated	-	164,283	-	7,100,444	1,420,507
Fund balances, ending	<u>\$ -</u>	<u>\$ 158,186</u>	<u>\$ -</u>	<u>\$ 8,251,389</u>	<u>\$ 1,180,396</u>

<u>Juvenile Detention Home Maintenance</u>	<u>DHH - Acadiana Recovery Center Inpatient</u>	<u>Municipal Transit System</u>	<u>Codes and Permits</u>	<u>Urban Development Action Grant</u>	<u>Acadiana Recovery Center Non-Grant</u>	<u>ARC - U.S. Probation Outpatient Grant</u>	<u>Natural History Museum and Planetarium</u>
\$ 2,051,464	\$ -	\$ -	\$ -	\$ -	\$ -	\$ -	\$ -
-	-	-	-	-	-	-	-
-	-	-	2,278,670	-	-	-	-
23,608	-	1,520,522	-	-	-	-	-
-	233,624	-	-	-	-	7,942	-
-	-	-	-	-	-	-	-
38,893	-	232,175	-	-	-	-	-
-	-	-	-	-	-	-	-
99,127	-	516,483	277,963	-	19,378	-	69,461
-	-	-	-	-	-	-	-
5,556	-	45	2,882	-	585	-	-
197	-	137,999	2,853	-	302	-	-
<u>2,218,845</u>	<u>233,624</u>	<u>2,407,224</u>	<u>2,562,368</u>	<u>-</u>	<u>20,265</u>	<u>7,942</u>	<u>69,461</u>
-	247,957	5,200	3,357,358	-	124,971	7,975	-
1,741,958	-	-	-	-	-	-	-
-	-	4,623,666	-	-	-	-	-
-	-	-	-	-	-	-	-
-	-	-	-	-	-	-	-
-	-	-	-	-	-	-	1,177,073
-	-	-	-	-	292,989	-	-
-	-	-	-	-	-	-	-
-	-	-	-	1,181	-	-	-
3,278	-	-	-	-	140,338	-	-
<u>1,745,236</u>	<u>247,957</u>	<u>4,628,866</u>	<u>3,357,358</u>	<u>1,181</u>	<u>558,298</u>	<u>7,975</u>	<u>1,177,073</u>
<u>473,609</u>	<u>(14,333)</u>	<u>(2,221,642)</u>	<u>(794,990)</u>	<u>(1,181)</u>	<u>(538,033)</u>	<u>(33)</u>	<u>(1,107,612)</u>
-	18,747	2,221,749	-	-	3,436	978	1,107,612
-	(4,414)	(107)	(3,086)	-	(17,802)	(945)	-
-	14,333	2,221,642	(3,086)	-	(14,366)	33	1,107,612
473,609	-	-	(798,076)	(1,181)	(552,399)	-	-
<u>3,077,749</u>	<u>-</u>	<u>-</u>	<u>2,659,255</u>	<u>1,220</u>	<u>552,399</u>	<u>-</u>	<u>-</u>
<u>\$ 3,551,358</u>	<u>\$ -</u>	<u>\$ -</u>	<u>\$ 1,861,179</u>	<u>\$ 39</u>	<u>\$ -</u>	<u>\$ -</u>	<u>\$ -</u>

(continued)

LAFAYETTE CITY-PARISH CONSOLIDATED GOVERNMENT

Lafayette, Louisiana

Combining Statement of Revenues, Expenditures, and Changes in Fund Balances

Nonmajor Special Revenue Funds (Continued)

For the Year Ended October 31, 2013

	Golf Courses	Road and Bridge Maintenance	Parishwide Drainage Maintenance	Lafayette Parish Public Library	Courthouse and Jail Maintenance
Revenues:					
Taxes -					
Ad valorem	\$ -	\$ 7,317,862	\$ 5,856,335	\$11,431,841	\$ 4,102,932
Sales and use	-	-	-	-	-
Licenses and permits	-	-	-	-	-
Intergovernmental -					
Federal grants	-	-	-	-	-
State funds:					
Grants	-	-	-	-	-
Parish transportation funds	-	1,469,908	-	-	-
State shared revenue	-	253,325	91,719	270,972	136,668
Other	-	49,777	500,000	-	531,661
Charges for services	2,738,401	-	-	39,550	-
Fines and forfeits	-	-	-	152,090	-
Investment earnings	108	15,307	20,474	53,128	9,913
Miscellaneous	2,886	1,890	4,741	100,543	1,185
Total revenues	<u>2,741,395</u>	<u>9,108,069</u>	<u>6,473,269</u>	<u>12,048,124</u>	<u>4,782,359</u>
Expenditures:					
Current -					
General government	2,400	2,000	-	-	2,926,947
Public safety	-	-	-	-	-
Traffic and transportation	-	125,432	-	-	-
Streets and drainage	-	2,918,542	2,202,830	-	-
Urban redevelopment and housing	-	-	-	-	-
Culture and recreation	2,629,852	-	-	7,665,030	-
Health and welfare	-	-	-	-	-
Economic opportunity	-	-	-	-	-
Economic development and assistance	-	-	-	-	-
Capital outlay	6,747	82,115	372,552	643,317	107,228
Total expenditures	<u>2,638,999</u>	<u>3,128,089</u>	<u>2,575,382</u>	<u>8,308,347</u>	<u>3,034,175</u>
Excess (deficiency) of revenues over expenditures	<u>102,396</u>	<u>5,979,980</u>	<u>3,897,887</u>	<u>3,739,777</u>	<u>1,748,184</u>
Other financing sources (uses):					
Transfers in	-	-	-	-	-
Transfers out	(102,396)	(4,920,389)	(1,078,895)	-	(866,610)
Total other financing sources (uses)	<u>(102,396)</u>	<u>(4,920,389)</u>	<u>(1,078,895)</u>	<u>-</u>	<u>(866,610)</u>
Net change in fund balances	-	1,059,591	2,818,992	3,739,777	881,574
Fund balances, beginning, as restated	-	7,689,856	10,384,682	31,885,283	4,795,113
Fund balances, ending	<u>\$ -</u>	<u>\$ 8,749,447</u>	<u>\$ 13,203,674</u>	<u>\$35,625,060</u>	<u>\$ 5,676,687</u>

<u>Local Workforce Investment Act Grant</u>	<u>Mosquito Abatement and Control</u>	<u>Coroner's Expense</u>	<u>Adult Correctional Facility Maintenance</u>	<u>Recreation and Parks</u>	<u>1961 Sales Tax Trust</u>	<u>1985 Sales Tax Trust</u>	<u>TIF Sales Tax Trusts</u>
\$ -	\$2,630,146	\$ -	\$ 3,612,001	\$ 2,485,300	\$ -	\$ -	\$ -
-	-	-	-	-	301,530	278,460	1,156,773
-	-	-	-	-	-	-	-
1,119,692	-	-	-	-	-	-	-
-	-	-	-	-	-	-	-
-	-	-	-	-	-	-	-
-	-	-	120,268	-	-	-	-
-	-	-	-	-	-	-	-
18,007	-	322,297	-	671,763	-	-	-
-	-	125,686	-	-	-	-	-
-	7,522	5	1,444	785	6,103	5,174	882
18,555	-	775	25,088	18,176	-	-	-
<u>1,156,254</u>	<u>2,637,668</u>	<u>448,763</u>	<u>3,758,801</u>	<u>3,176,024</u>	<u>307,633</u>	<u>283,634</u>	<u>1,157,655</u>
75,121	1,642,534	33,000	-	-	307,633	283,634	1,157,050
-	-	850,192	4,373,486	-	-	-	-
-	-	-	-	-	-	-	-
-	-	-	-	-	-	-	-
-	-	-	-	-	-	-	-
-	-	-	-	6,373,732	-	-	-
-	3,400,000	-	-	-	-	-	-
-	-	-	-	-	-	-	-
1,148,581	-	-	-	-	-	-	-
-	4,223	-	94,206	-	-	-	-
<u>1,223,702</u>	<u>5,046,757</u>	<u>883,192</u>	<u>4,467,692</u>	<u>6,373,732</u>	<u>307,633</u>	<u>283,634</u>	<u>1,157,050</u>
<u>(67,448)</u>	<u>(2,409,089)</u>	<u>(434,429)</u>	<u>(708,891)</u>	<u>(3,197,708)</u>	<u>-</u>	<u>-</u>	<u>605</u>
67,448	-	434,429	708,891	3,197,708	241,618	215,190	-
-	-	-	-	-	(241,618)	(215,190)	-
<u>67,448</u>	<u>-</u>	<u>434,429</u>	<u>708,891</u>	<u>3,197,708</u>	<u>-</u>	<u>-</u>	<u>-</u>
-	(2,409,089)	-	-	-	-	-	605
-	6,311,570	-	-	-	-	-	634,468
<u>\$ -</u>	<u>\$3,902,481</u>	<u>\$ -</u>	<u>\$ -</u>	<u>\$ -</u>	<u>\$ -</u>	<u>\$ -</u>	<u>\$ 635,073</u>

(continued)

LAFAYETTE CITY-PARISH CONSOLIDATED GOVERNMENT

Lafayette, Louisiana

Combining Statement of Revenues, Expenditures, and Changes in Fund Balances

Nonmajor Special Revenue Funds (Continued)

For the Year Ended October 31, 2013

	Criminal Justice Support Services	Community Development Block Grant	Housing Rehabilitation Program Grant	Neighborhood Housing Services Loan Program	CD - First Time Homebuyer	LPTFA - First Time Homebuyer
Revenues:						
Taxes -						
Ad valorem	\$ -	\$ -	\$ -	\$ -	\$ -	\$ -
Sales and use	-	-	-	-	-	-
Licenses and permits	-	-	-	-	-	-
Intergovernmental -						
Federal grants	-	1,715,152	582,109	-	-	-
State funds:						
Grants	-	-	-	-	-	-
Parish transportation funds	-	-	-	-	-	-
State shared revenue	-	-	-	-	-	-
Other	-	-	-	-	-	-
Charges for services	280,469	-	-	-	-	25,701
Fines and forfeits	-	-	-	-	-	-
Investment earnings	111	-	-	4,912	56,087	-
Miscellaneous	320	-	7,650	-	-	-
Total revenues	<u>280,900</u>	<u>1,715,152</u>	<u>589,759</u>	<u>4,912</u>	<u>56,087</u>	<u>25,701</u>
Expenditures:						
Current -						
General government	-	-	-	-	-	4
Public safety	235,054	-	-	-	-	-
Traffic and transportation	-	120,748	-	-	-	-
Streets and drainage	-	-	-	-	-	-
Urban redevelopment and housing	-	809,152	538,812	6,858	39,371	3,783,560
Culture and recreation	-	-	-	-	-	-
Health and welfare	-	-	-	-	-	-
Economic opportunity	-	231,733	50,947	-	-	-
Economic development and assistance	-	337,839	-	-	-	-
Capital outlay	-	215,680	-	-	-	-
Total expenditures	<u>235,054</u>	<u>1,715,152</u>	<u>589,759</u>	<u>6,858</u>	<u>39,371</u>	<u>3,783,564</u>
Excess (deficiency) of revenues over expenditures	<u>45,846</u>	<u>-</u>	<u>-</u>	<u>(1,946)</u>	<u>16,716</u>	<u>(3,757,863)</u>
Other financing sources (uses):						
Transfers in	-	-	-	-	-	-
Transfers out	(45,846)	-	-	-	-	-
Total other financing sources (uses)	<u>(45,846)</u>	<u>-</u>	<u>-</u>	<u>-</u>	<u>-</u>	<u>-</u>
Net change in fund balances	-	-	-	(1,946)	16,716	(3,757,863)
Fund balances, beginning, as restated	-	-	-	884,185	2,597,822	3,757,863
Fund balances, ending	<u>\$ -</u>	<u>\$ -</u>	<u>\$ -</u>	<u>\$ 882,239</u>	<u>\$ 2,614,538</u>	<u>\$ -</u>

War Memorial	Hurricane Katrina	Hurricane Rita	Hurricane Gustav	Hurricane Isaac	Heymann Performing Arts Center	Total
\$ -	\$ -	\$ -	\$ -	\$ -	\$ -	\$ 41,136,235
-	-	-	-	-	-	1,736,763
-	-	-	-	-	-	2,278,670
-	-	-	-	-	-	10,319,825
-	-	-	-	-	-	2,512,009
-	-	-	-	-	-	1,469,908
-	-	-	-	-	-	1,201,117
-	-	-	-	-	-	1,097,799
-	-	-	-	-	2,671,880	8,405,271
-	-	-	-	-	-	2,508,663
1	-	-	-	-	88	206,679
111,120	-	-	-	-	-	437,321
<u>111,121</u>	<u>-</u>	<u>-</u>	<u>-</u>	<u>-</u>	<u>2,671,968</u>	<u>73,310,260</u>
333,616	-	-	-	-	-	10,892,923
-	-	-	-	-	-	8,807,373
-	-	-	-	-	-	8,653,668
-	-	-	-	-	-	5,121,372
-	-	-	-	-	-	5,349,600
-	-	-	-	-	3,070,012	20,915,699
-	-	-	-	-	-	4,256,492
-	-	-	-	-	-	282,680
-	-	-	-	-	-	1,487,601
-	-	-	-	-	-	6,567,512
<u>333,616</u>	<u>-</u>	<u>-</u>	<u>-</u>	<u>-</u>	<u>3,070,012</u>	<u>72,334,920</u>
<u>(222,495)</u>	<u>-</u>	<u>-</u>	<u>-</u>	<u>-</u>	<u>(398,044)</u>	<u>975,340</u>
222,495	-	-	-	-	500,207	9,226,677
-	-	-	-	-	(102,163)	(7,826,318)
<u>222,495</u>	<u>-</u>	<u>-</u>	<u>-</u>	<u>-</u>	<u>398,044</u>	<u>1,400,359</u>
-	-	-	-	-	-	2,375,699
-	-	289,634	-	-	-	85,377,683
<u>\$ -</u>	<u>\$ -</u>	<u>\$ 289,634</u>	<u>\$ -</u>	<u>\$ -</u>	<u>\$ -</u>	<u>\$ 87,753,382</u>

**Nonmajor
Debt Service Funds**

Nonmajor Governmental Funds

Debt Service Fund

Debt Service Funds account for and report financial resources that are restricted or committed for payment of general long-term debt principal, interest, and paying agent fees.

1961 Sales Tax Bonds Sinking Fund - accounts for sales tax revenues dedicated for the payment of principle and interest requirements of the 2003A, 2003, 2003C, 2005, 2005B, 2006B, 2007A, 2009A, 2011A, 2011, 2011C, 2012A, and 2013 Public Improvement Sales Tax Bonds of the City of Lafayette. Also accounts for the portion of the bonds issued for the purpose of advance refunding for certain outstanding obligations of the City.

1961 Sales Tax Bonds Reserve Fund - this fund accounts for a specified amount or balance that is required to be kept in case any pledged revenues are insufficient to pay debt service requirements for the 1961 City Sales Tax Bonds.

1985 Sales Tax Bonds Sinking Fund - accounts for sales tax revenues dedicated for the payment of principle and interest requirements of the 2003B, 2003D, 2004, 2004A, 2005A, 2005C, 2006C, 2007B, 2009B, 2011B, 2011D, and 2012B Public Improvement Sales Bonds of the City of Lafayette. Also accounts for the portion of the bonds issued for the purpose of advance refunding for certain outstanding obligations of the City.

1985 Sales Tax Bonds Reserve Fund - this fund accounts for a specified amount or balance that is required to be kept in case any pledged revenues are insufficient to pay debt service requirements for the 1985 City Sales Tax Bonds.

Paving Assessment Bonds - to account for the payment of principal and interest on bonds issued for the acquisition, development, and improvements to Lafayette Parish's sidewalks. Funding consists of special assessment taxes to the public who will benefit from the improvements.

Sewer Assessment Bonds - to account for the payment of principal and interest on bonds issued for the acquisition, development, and improvements to Lafayette Parish's sewers. Funding consists of special assessment taxes to the public who will benefit from the improvements.

Contingencies Sinking Fund - accounts for revenues from ad valorem taxes assessed by the Parish dedicated for the payment of principle and interest requirements of the 2001, 2003, 2005, 2010, and 2012 General Obligation Bonds of Lafayette Parish.

Certificates of Indebtedness, Series 2011 Sinking Fund - accounts for excess annual revenue dedicated for the payment of principle and interest requirements of the 2011 City Certificate.

Limited Tax Series 2012 Refund Bond Sinking Fund - this fund is used to account for the payment of principal, interest, and related charges for the 2012 Bond Series. Funding consists of proceeds from ad valorem taxes assessed by the Parish.

LAFAYETTE CITY-PARISH CONSOLIDATED GOVERNMENT
Lafayette, Louisiana

Combining Balance Sheet
Nonmajor Debt Service Funds
October 31, 2013

	1961 Sales Tax Bonds		1985 Sales Tax Bonds	
	Sinking Fund	Reserve Fund	Sinking Fund	Reserve Fund
ASSETS				
Cash	\$ 18,972	\$ 82,486	\$ 76,765	\$ 75,255
Investments	7,205,287	17,159,976	4,200,000	14,083,571
Assessments receivable:				
Current	-	-	-	-
Delinquent	-	-	-	-
Accrued interest receivable	3,724	34,600	-	34,007
Due from other funds	160,472	149,159	265,730	137,202
Total assets	<u>\$ 7,388,455</u>	<u>\$ 17,426,221</u>	<u>\$ 4,542,495</u>	<u>\$ 14,330,035</u>
LIABILITIES AND FUND BALANCES				
Liabilities:				
Accounts payable	\$ 13,142	\$ -	\$ 9,985	\$ -
Other payables	-	-	-	-
Due to other funds	160,470	154,908	265,726	126,970
Total liabilities	<u>173,612</u>	<u>154,908</u>	<u>275,711</u>	<u>126,970</u>
Fund balances:				
Restricted for -				
Debt service	7,214,843	17,271,313	4,266,784	14,203,065
Assigned for -				
Subsequent year's expenditures	-	-	-	-
Total fund balances	<u>7,214,843</u>	<u>17,271,313</u>	<u>4,266,784</u>	<u>14,203,065</u>
Total liabilities and fund balances	<u>\$ 7,388,455</u>	<u>\$ 17,426,221</u>	<u>\$ 4,542,495</u>	<u>\$ 14,330,035</u>

Assessment Bonds		Contingencies	Certificates of	Limited Tax	
Paving	Sewer	Sinking Fund	Indebtedness, Series 2011 Sinking Fund	Series 2012 Refund Bond Sinking Fund	Total
\$ 16,808	\$ 327,336	\$ 149,658	\$ 6,564	\$ 300	\$ 754,144
394,806	7,153	3,515,349	154,184	7,058	46,727,384
-	233,476	-	-	-	233,476
-	39,644	-	-	-	39,644
423	8	3,763	165	8	76,698
-	-	-	-	-	712,563
<u>\$ 412,037</u>	<u>\$ 607,617</u>	<u>\$3,668,770</u>	<u>\$ 160,913</u>	<u>\$ 7,366</u>	<u>\$48,543,909</u>
\$ -	\$ -	\$ -	\$ -	\$ -	\$ 23,127
-	-	328	-	-	328
-	305,029	-	-	-	1,013,103
-	305,029	328	-	-	1,036,558
-	-	3,668,442	160,913	7,366	46,792,726
412,037	302,588	-	-	-	714,625
412,037	302,588	3,668,442	160,913	7,366	47,507,351
<u>\$ 412,037</u>	<u>\$ 607,617</u>	<u>\$3,668,770</u>	<u>\$ 160,913</u>	<u>\$ 7,366</u>	<u>\$48,543,909</u>

LAFAYETTE CITY-PARISH CONSOLIDATED GOVERNMENT
Lafayette, Louisiana

Combining Statement of Revenues, Expenditures, and Changes in Fund Balances
Nonmajor Debt Service Funds
For the Year Ended October 31, 2013

	1961 Sales Tax Bonds		1985 Sales Tax Bonds	
	Sinking Fund	Reserve Fund	Sinking Fund	Reserve Fund
Revenues:				
Taxes -				
Ad valorem	\$ -	\$ -	\$ -	\$ -
Sales and use taxes	16,351,540	-	13,842,866	-
Intergovernmental -				
Federal subsidy	713,930	-	546,396	-
Investment earnings	7,898	70,490	7,134	76,362
Total revenues	<u>17,073,368</u>	<u>70,490</u>	<u>14,396,396</u>	<u>76,362</u>
Expenditures:				
Current -				
General government	-	-	-	-
Debt service -				
Principal retirement	7,910,000	-	8,235,000	-
Interest and fiscal charges	8,521,757	-	5,881,402	-
Total expenditures	<u>16,431,757</u>	<u>-</u>	<u>14,116,402</u>	<u>-</u>
Excess (deficiency) of revenues over expenditures	<u>641,611</u>	<u>70,490</u>	<u>279,994</u>	<u>76,362</u>
Other financing sources (uses):				
Transfers in	264,992	1,158,073	182,393	137,197
Transfers out	<u>(264,992)</u>	<u>(219,644)</u>	<u>(182,393)</u>	<u>(213,559)</u>
Total other financing sources (uses)	<u>-</u>	<u>938,429</u>	<u>-</u>	<u>(76,362)</u>
Net change in fund balances	641,611	1,008,919	279,994	-
Fund balances, beginning	<u>6,573,232</u>	<u>16,262,394</u>	<u>3,986,790</u>	<u>14,203,065</u>
Fund balances, ending	<u>\$ 7,214,843</u>	<u>\$ 17,271,313</u>	<u>\$ 4,266,784</u>	<u>\$ 14,203,065</u>

<u>Assessment Bonds</u>		<u>Contingencies Sinking Fund</u>	<u>Certificates of Indebtedness, Series 2011 Sinking Fund</u>	<u>Limited Tax Series 2012 Refund Bond Sinking Fund</u>	<u>Total</u>
<u>Paving</u>	<u>Sewer</u>				
\$ -	\$ -	\$ 5,254,593	\$ -	\$ -	\$ 5,254,593
-	-	-	515,166	-	30,709,572
-	-	-	-	-	1,260,326
<u>582</u>	<u>163</u>	<u>6,767</u>	<u>299</u>	<u>925</u>	<u>170,620</u>
<u>582</u>	<u>163</u>	<u>5,261,360</u>	<u>515,465</u>	<u>925</u>	<u>37,395,111</u>
-	-	190,316	-	-	190,316
-	-	2,470,000	305,000	1,660,000	20,580,000
-	-	<u>2,740,391</u>	<u>202,604</u>	<u>2,542,767</u>	<u>19,888,921</u>
-	-	<u>5,400,707</u>	<u>507,604</u>	<u>4,202,767</u>	<u>40,659,237</u>
<u>582</u>	<u>163</u>	<u>(139,347)</u>	<u>7,861</u>	<u>(4,201,842)</u>	<u>(3,264,126)</u>
-	-	-	-	4,201,767	5,944,422
-	-	-	-	-	<u>(880,588)</u>
-	-	-	-	<u>4,201,767</u>	<u>5,063,834</u>
582	163	(139,347)	7,861	(75)	1,799,708
<u>411,455</u>	<u>302,425</u>	<u>3,807,789</u>	<u>153,052</u>	<u>7,441</u>	<u>45,707,643</u>
<u>\$ 412,037</u>	<u>\$ 302,588</u>	<u>\$ 3,668,442</u>	<u>\$ 160,913</u>	<u>\$ 7,366</u>	<u>\$ 47,507,351</u>



Lafayette

CONSOLIDATED GOVERNMENT

**Nonmajor
Capital Projects Funds**

Nonmajor Governmental Funds

Capital Project Funds

Capital Project Funds are used to account for the acquisition and construction of major capital facilities other than those financed by proprietary funds.

City Sales Tax Bond Construction fund - to account for the proceeds from bond issues to finance capital improvement projects within the City of Lafayette. The following Sales Tax bonds have been issued for capital improvement projects: 1993, 1997A, 1997B, 1998, 1999A, 1999B, 2000A, 2000B, 2001A, 2003A, 2003B, 2003C, 2003D, 2005B, 2005C, 2007A, 2007B, 2009A, 2009B, 2011, and 2013.

1999 Certificates of Indebtedness - this fund is to account for proceeds from Certificates of Indebtedness issued to finance improvements at the Parish correctional center and the courthouse complex.

Parish Library General Obligation Bonds - this fund accounts for the proceeds from bond issues to finance construction and improvements of libraries in Lafayette Parish.

Parish G.O. Bond Construction fund - to account for the proceeds from bond issues to finance capital infrastructure improvement projects within Lafayette Parish. The following General Obligation (G.O.) bonds have been issued for capital infrastructure projects: 2001, 2003, 2005, and 2009.

LAFAYETTE CITY-PARISH CONSOLIDATED GOVERNMENT
Lafayette, Louisiana

Combining Balance Sheet
Nonmajor Capital Projects Funds
October 31, 2013

	1993 Sales Tax	1997A Sales Tax	1997B Sales Tax	1998 Sales Tax	1999A Sales Tax	1999B Sales Tax
ASSETS						
Cash	\$ 879	\$ 5	\$ 7,340	\$ 71	\$ 2	\$ 12,867
Investments	20,640	-	172,414	1,675	-	302,246
Accrued interest receivable	22	-	185	2	-	323
Due from other funds	-	-	-	-	-	-
Total assets	<u>\$ 21,541</u>	<u>\$ 5</u>	<u>\$ 179,939</u>	<u>\$ 1,748</u>	<u>\$ 2</u>	<u>\$ 315,436</u>
LIABILITIES AND FUND BALANCES						
Liabilities:						
Cash overdraft	\$ -	\$ -	\$ -	\$ -	\$ -	\$ -
Contracts payable	-	-	-	-	-	-
Retainage payable	-	-	-	-	-	-
Due to other funds	<u>2</u>	<u>-</u>	<u>-</u>	<u>-</u>	<u>-</u>	<u>30</u>
Total liabilities	<u>2</u>	<u>-</u>	<u>-</u>	<u>-</u>	<u>-</u>	<u>30</u>
Fund balances:						
Committed -						
Incomplete projects	-	-	177,550	-	-	162,697
Assigned for capital expenditures	<u>21,539</u>	<u>5</u>	<u>2,389</u>	<u>1,748</u>	<u>2</u>	<u>152,709</u>
Total fund balances	<u>21,539</u>	<u>5</u>	<u>179,939</u>	<u>1,748</u>	<u>2</u>	<u>315,406</u>
 Total liabilities and fund balances	 <u>\$ 21,541</u>	 <u>\$ 5</u>	 <u>\$ 179,939</u>	 <u>\$ 1,748</u>	 <u>\$ 2</u>	 <u>\$ 315,436</u>

2000A Sales Tax	2000B Sales Tax	2001A Sales Tax	2001B Sales Tax	2003A Sales Tax	2003B Sales Tax	2003C Sales Tax	2003D Sales Tax
\$ 2,065	\$ 1,378	\$ 7,404	\$ 30,693	\$ 4,863	\$ 30	\$ 1	\$ 75,221
48,505	32,374	-	-	-	-	-	-
52	35	-	-	-	-	-	-
-	-	-	-	-	-	-	-
<u>\$ 50,622</u>	<u>\$ 33,787</u>	<u>\$ 7,404</u>	<u>\$ 30,693</u>	<u>\$ 4,863</u>	<u>\$ 30</u>	<u>\$ 1</u>	<u>\$ 75,221</u>
\$ -	\$ -	\$ -	\$ -	\$ -	\$ -	\$ -	\$ -
-	-	-	-	-	-	-	-
1,331	8,979	7,404	30,693	4,863	30	-	75,221
5	3	-	-	-	-	-	-
<u>1,336</u>	<u>8,982</u>	<u>7,404</u>	<u>30,693</u>	<u>4,863</u>	<u>30</u>	<u>-</u>	<u>75,221</u>
47,322	23,305	-	-	-	-	-	-
1,964	1,500	-	-	-	-	1	-
<u>49,286</u>	<u>24,805</u>	<u>-</u>	<u>-</u>	<u>-</u>	<u>-</u>	<u>1</u>	<u>-</u>
<u>\$ 50,622</u>	<u>\$ 33,787</u>	<u>\$ 7,404</u>	<u>\$ 30,693</u>	<u>\$ 4,863</u>	<u>\$ 30</u>	<u>\$ 1</u>	<u>\$ 75,221</u>

(continued)

LAFAYETTE CITY-PARISH CONSOLIDATED GOVERNMENT
Lafayette, Louisiana

Combining Balance Sheet
Nonmajor Capital Projects Funds (Continued)
October 31, 2013

	2005B Sales Tax	2005C Sales Tax	2007A Sales Tax	2007B Sales Tax	2009A Sales Tax	2009B Sales Tax	2011 Sales Tax
ASSETS							
Cash	\$ 29,511	\$ 688	\$ 237,445	\$ 34,662	\$ 526,592	\$ 623,322	\$ 923,718
Investments	693,195	16,159	5,577,385	814,174	12,369,199	14,641,311	21,697,345
Accrued interest receivable	742	17	5,970	871	13,240	15,673	23,225
Due from other funds	-	-	-	-	71,462	-	-
Total assets	<u>\$ 723,448</u>	<u>\$ 16,864</u>	<u>\$ 5,820,800</u>	<u>\$ 849,707</u>	<u>\$ 12,980,493</u>	<u>\$ 15,280,306</u>	<u>\$ 22,644,288</u>
LIABILITIES AND FUND BALANCES							
Liabilities:							
Cash overdraft	\$ -	\$ -	\$ -	\$ -	\$ -	\$ -	\$ -
Contracts payable	-	-	668	-	24,480	5,021	52,332
Retainage payable	6,762	-	88,478	-	222,681	233,944	67,521
Due to other funds	<u>69</u>	<u>2</u>	<u>70,190</u>	<u>81</u>	<u>1,234</u>	<u>72,934</u>	<u>2,165</u>
Total liabilities	<u>6,831</u>	<u>2</u>	<u>159,336</u>	<u>81</u>	<u>248,395</u>	<u>311,899</u>	<u>122,018</u>
Fund balances:							
Committed -							
Incomplete projects	1,934	-	5,491,353	830,947	12,732,098	14,968,407	20,193,877
Assigned for capital expenditures	<u>714,683</u>	<u>16,862</u>	<u>170,111</u>	<u>18,679</u>	<u>-</u>	<u>-</u>	<u>2,328,393</u>
Total fund balances	<u>716,617</u>	<u>16,862</u>	<u>5,661,464</u>	<u>849,626</u>	<u>12,732,098</u>	<u>14,968,407</u>	<u>22,522,270</u>
 Total liabilities and fund balances	 <u>\$ 723,448</u>	 <u>\$ 16,864</u>	 <u>\$ 5,820,800</u>	 <u>\$ 849,707</u>	 <u>\$ 12,980,493</u>	 <u>\$ 15,280,306</u>	 <u>\$ 22,644,288</u>

2013 Sales Tax	1999 Certificates of Indebtedness	Parish Library General Obligation Bonds	2001 Parish General Obligation Bonds	2003 Parish General Obligation Bonds	2005 Parish General Obligation Bonds	2009 Parish General Obligation Bonds	Total
\$ 639,558	\$ 617	\$ 4,779	\$ -	\$ 3,349	\$ 180,359	\$ 403,605	\$ 3,751,024
15,022,681	14,483	112,246	-	78,656	4,236,484	9,480,338	85,331,510
16,081	15	120	-	84	4,535	10,148	91,340
-	-	-	660,210	-	-	-	731,672
<u>\$15,678,320</u>	<u>\$ 15,115</u>	<u>\$ 117,145</u>	<u>\$ 660,210</u>	<u>\$ 82,089</u>	<u>\$ 4,421,378</u>	<u>\$ 9,894,091</u>	<u>\$ 89,905,546</u>
\$ -	\$ -	\$ -	\$ 177,858	\$ -	\$ -	\$ -	\$ 177,858
-	-	116,355	17,598	-	1,029,694	115,829	1,361,977
-	-	-	-	17,400	-	357,317	1,122,624
1,499	-	-	-	-	-	-	148,214
<u>1,499</u>	<u>-</u>	<u>116,355</u>	<u>195,456</u>	<u>17,400</u>	<u>1,029,694</u>	<u>473,146</u>	<u>2,810,673</u>
14,999,927	542	-	464,754	-	3,366,762	8,934,659	82,396,134
676,894	14,573	790	-	64,689	24,922	486,286	4,698,739
<u>15,676,821</u>	<u>15,115</u>	<u>790</u>	<u>464,754</u>	<u>64,689</u>	<u>3,391,684</u>	<u>9,420,945</u>	<u>87,094,873</u>
<u>\$15,678,320</u>	<u>\$ 15,115</u>	<u>\$ 117,145</u>	<u>\$ 660,210</u>	<u>\$ 82,089</u>	<u>\$ 4,421,378</u>	<u>\$ 9,894,091</u>	<u>\$ 89,905,546</u>

LAFAYETTE CITY-PARISH CONSOLIDATED GOVERNMENT
Lafayette, Louisiana

Combining Statement of Revenues, Expenditures, and Changes in Fund Balances
Nonmajor Capital Projects Funds
For the Year Ended October 31, 2013

	1993 Sales Tax	1997A Sales Tax	1997B Sales Tax	1998 Sales Tax	1999A Sales Tax	1999B Sales Tax
Revenues:						
Miscellaneous -						
Investment earnings	\$ 26	\$ -	\$ 132	\$ 3	\$ -	\$ 447
Other	-	-	-	-	-	-
Total revenues	<u>26</u>	<u>-</u>	<u>132</u>	<u>3</u>	<u>-</u>	<u>447</u>
Expenditures:						
Current -						
General government	-	-	-	-	-	-
Debt service -						
Debt issuance costs	-	-	-	-	-	-
Capital outlay	<u>-</u>	<u>54</u>	<u>-</u>	<u>-</u>	<u>-</u>	<u>-</u>
Total expenditures	<u>-</u>	<u>54</u>	<u>-</u>	<u>-</u>	<u>-</u>	<u>-</u>
Excess (deficiency) of revenues over expenditures	<u>26</u>	<u>(54)</u>	<u>132</u>	<u>3</u>	<u>-</u>	<u>447</u>
Other financing sources (uses):						
Proceeds from issuance of debt	-	-	-	-	-	-
Premium on issuance of debt	-	-	-	-	-	-
Transfers out	<u>(31)</u>	<u>-</u>	<u>(115)</u>	<u>(3)</u>	<u>-</u>	<u>(453)</u>
Total other financing sources (uses)	<u>(31)</u>	<u>-</u>	<u>(115)</u>	<u>(3)</u>	<u>-</u>	<u>(453)</u>
Net change in fund balances	(5)	(54)	17	-	-	(6)
Fund balances, beginning	<u>21,544</u>	<u>59</u>	<u>179,922</u>	<u>1,748</u>	<u>2</u>	<u>315,412</u>
Fund balances, ending	<u>\$ 21,539</u>	<u>\$ 5</u>	<u>\$ 179,939</u>	<u>\$ 1,748</u>	<u>\$ 2</u>	<u>\$ 315,406</u>

2000A Sales Tax	2000B Sales Tax	2001A Sales Tax	2001B Sales Tax	2003A Sales Tax	2003B Sales Tax	2003C Sales Tax	2003D Sales Tax
\$ 63	\$ 42	\$ (2)	\$ (4)	\$ (1)	\$ (8)	\$ -	\$ (6)
-	-	-	-	-	-	-	-
<u>63</u>	<u>42</u>	<u>(2)</u>	<u>(4)</u>	<u>(1)</u>	<u>(8)</u>	<u>-</u>	<u>(6)</u>
-	-	-	-	-	-	-	-
-	-	-	-	-	-	-	-
-	44	-	-	-	-	-	-
<u>-</u>	<u>44</u>	<u>-</u>	<u>-</u>	<u>-</u>	<u>-</u>	<u>-</u>	<u>-</u>
<u>63</u>	<u>(2)</u>	<u>(2)</u>	<u>(4)</u>	<u>(1)</u>	<u>(8)</u>	<u>-</u>	<u>(6)</u>
-	-	-	-	-	-	-	-
-	-	-	-	-	-	-	-
<u>(73)</u>	<u>(49)</u>	<u>-</u>	<u>-</u>	<u>-</u>	<u>-</u>	<u>-</u>	<u>-</u>
<u>(73)</u>	<u>(49)</u>	<u>-</u>	<u>-</u>	<u>-</u>	<u>-</u>	<u>-</u>	<u>-</u>
(10)	(51)	(2)	(4)	(1)	(8)	-	(6)
<u>49,296</u>	<u>24,856</u>	<u>2</u>	<u>4</u>	<u>1</u>	<u>8</u>	<u>1</u>	<u>6</u>
<u>\$ 49,286</u>	<u>\$ 24,805</u>	<u>\$ -</u>	<u>\$ -</u>	<u>\$ -</u>	<u>\$ -</u>	<u>\$ 1</u>	<u>\$ -</u>

(continued)

LAFAYETTE CITY-PARISH CONSOLIDATED GOVERNMENT
Lafayette, Louisiana

Combining Statement of Revenues, Expenditures, and Changes in Fund Balances
Nonmajor Capital Projects Funds (Continued)
For the Year Ended October 31, 2013

	2005B Sales Tax	2005C Sales Tax	2007A Sales Tax	2007B Sales Tax	2009A Sales Tax	2009B Sales Tax	2011 Sales Tax
Revenues:							
Miscellaneous -							
Investment earnings	\$ 1,028	\$ 22	\$ 8,911	\$ 1,213	\$ 19,805	\$ 22,815	\$ 34,247
Other	-	-	211	-	-	-	279
Total revenues	<u>1,028</u>	<u>22</u>	<u>9,122</u>	<u>1,213</u>	<u>19,805</u>	<u>22,815</u>	<u>34,526</u>
Expenditures:							
Current -							
General government	1,400	1,400	2,000	-	-	-	102,508
Debt service -							
Debt issuance costs							
Capital outlay	-	-	1,099,002	-	3,539,010	2,182,224	2,785,262
Total expenditures	<u>1,400</u>	<u>1,400</u>	<u>1,101,002</u>	<u>-</u>	<u>3,539,010</u>	<u>2,182,224</u>	<u>2,887,770</u>
Excess (deficiency) of revenues over expenditures	<u>(372)</u>	<u>(1,378)</u>	<u>(1,091,880)</u>	<u>1,213</u>	<u>(3,519,205)</u>	<u>(2,159,409)</u>	<u>(2,853,244)</u>
Other financing sources (uses):							
Proceeds from issuance of debt	-	-	-	-	-	-	-
Premium on issuance of debt	-	-	-	-	-	-	-
Transfers out	(1,074)	(25)	(9,251)	(1,233)	(20,863)	(23,547)	(35,248)
Total other financing sources (uses)	<u>(1,074)</u>	<u>(25)</u>	<u>(9,251)</u>	<u>(1,233)</u>	<u>(20,863)</u>	<u>(23,547)</u>	<u>(35,248)</u>
Net change in fund balances	(1,446)	(1,403)	(1,101,131)	(20)	(3,540,068)	(2,182,956)	(2,888,492)
Fund balances, beginning	<u>718,063</u>	<u>18,265</u>	<u>6,762,595</u>	<u>849,646</u>	<u>16,272,166</u>	<u>17,151,363</u>	<u>25,410,762</u>
Fund balances, ending	<u>\$716,617</u>	<u>\$16,862</u>	<u>\$5,661,464</u>	<u>\$849,626</u>	<u>\$12,732,098</u>	<u>\$14,968,407</u>	<u>\$22,522,270</u>

2013 Sales Tax	1999 Certificates of Indebtedness	Parish Library General Obligation Bonds	2001 Parish General Obligation Bonds	2003 Parish General Obligation Bonds	2005 Parish General Obligation Bonds	2009 Parish General Obligation Bonds	Total
\$ 10,275	\$ 44	\$ 1,108	\$ (22)	\$ 288	\$ 9,076	\$ 16,048	\$ 125,550
-	-	-	-	-	-	-	490
<u>10,275</u>	<u>44</u>	<u>1,108</u>	<u>(22)</u>	<u>288</u>	<u>9,076</u>	<u>16,048</u>	<u>126,040</u>
-	-	-	-	-	-	1,400	108,708
270,257	-	-	-	-	-	-	270,257
<u>73</u>	<u>28,565</u>	<u>1,284,124</u>	<u>115,034</u>	<u>51,482</u>	<u>3,641,394</u>	<u>3,584,766</u>	<u>18,311,034</u>
<u>270,330</u>	<u>28,565</u>	<u>1,284,124</u>	<u>115,034</u>	<u>51,482</u>	<u>3,641,394</u>	<u>3,586,166</u>	<u>18,689,999</u>
<u>(260,055)</u>	<u>(28,521)</u>	<u>(1,283,016)</u>	<u>(115,056)</u>	<u>(51,194)</u>	<u>(3,632,318)</u>	<u>(3,570,118)</u>	<u>(18,563,959)</u>
15,690,000	-	-	-	-	-	-	15,690,000
1,263,270	-	-	-	-	-	-	1,263,270
<u>(1,016,394)</u>	<u>-</u>	<u>-</u>	<u>-</u>	<u>-</u>	<u>-</u>	<u>-</u>	<u>(1,108,359)</u>
<u>15,936,876</u>	<u>-</u>	<u>-</u>	<u>-</u>	<u>-</u>	<u>-</u>	<u>-</u>	<u>15,844,911</u>
15,676,821	(28,521)	(1,283,016)	(115,056)	(51,194)	(3,632,318)	(3,570,118)	(2,719,048)
<u>-</u>	<u>43,636</u>	<u>1,283,806</u>	<u>579,810</u>	<u>115,883</u>	<u>7,024,002</u>	<u>12,991,063</u>	<u>89,813,921</u>
<u>\$ 15,676,821</u>	<u>\$ 15,115</u>	<u>\$ 790</u>	<u>\$ 464,754</u>	<u>\$ 64,689</u>	<u>\$ 3,391,684</u>	<u>\$ 9,420,945</u>	<u>\$ 87,094,873</u>

LAFAYETTE CITY-PARISH CONSOLIDATED GOVERNMENT
Lafayette, Louisiana

Schedule of Expenditures Compared to Capital Budget
1997A Sales Tax Bond Construction Fund
For the Year Ended October 31, 2013

	<u>Project Authorization</u>	<u>Expenditures Prior Years</u>	<u>Current Year</u>	<u>Balance of Incomplete Projects</u>
Street projects:				
North St. Antoine Street Extension	<u>\$ 222,852</u>	<u>\$ 222,798</u>	<u>\$ 54</u>	<u>\$ -</u>

LAFAYETTE CITY-PARISH CONSOLIDATED GOVERNMENT
Lafayette, Louisiana

Schedule of Expenditures Compared to Capital Budget
1997B Sales Tax Bond Construction Fund
For the Year Ended October 31, 2013

	<u>Project Authorization</u>	<u>Expenditures Prior Years</u>	<u>Current Year</u>	<u>Balance of Incomplete Projects</u>
Street projects:				
South College Road - Phase I (Pinhook/Kaliste Saloom)	<u>\$ 563,358</u>	<u>\$ 385,808</u>	<u>\$ -</u>	<u>\$ 177,550</u>

LAFAYETTE CITY-PARISH CONSOLIDATED GOVERNMENT
Lafayette, Louisiana

Schedule of Expenditures Compared to Capital Budget
1999B Sales Tax Bond Construction Fund
For the Year Ended October 31, 2013

	<u>Project Authorization</u>	<u>Expenditures</u> <u>Prior Years</u>	<u>Current Year</u>	<u>Balance of Incomplete Projects</u>
Street projects:				
South College Road Phase I - Pinhook	<u>\$ 162,819</u>	<u>\$ 122</u>	<u>\$ -</u>	<u>\$ 162,697</u>

LAFAYETTE CITY-PARISH CONSOLIDATED GOVERNMENT
Lafayette, Louisiana

Schedule of Expenditures Compared to Capital Budget
2000A Sales Tax Bond Construction Fund
For the Year Ended October 31, 2013

	Project Authorization	Expenditures		Balance of Incomplete Projects
		Prior Years	Current Year	
Street projects:				
South College Extension - Phase I	<u>\$ 47,322</u>	<u>\$ -</u>	<u>\$ -</u>	<u>\$ 47,322</u>

LAFAYETTE CITY-PARISH CONSOLIDATED GOVERNMENT
Lafayette, Louisiana

Schedule of Expenditures Compared to Capital Budget
2000B Sales Tax Bond Construction Fund
For the Year Ended October 31, 2013

	<u>Project Authorization</u>	<u>Expenditures Prior Years</u>	<u>Current Year</u>	<u>Balance of Incomplete Projects</u>
Street projects:				
LA Ave Ext. - Phase II D Maryview/G Switch	\$ 223,204	\$ 223,160	\$ 44	\$ -
Verot School - Pinhook/Vincent	<u>64,916</u>	<u>41,611</u>	<u>-</u>	<u>23,305</u>
	<u>\$ 288,120</u>	<u>\$ 264,771</u>	<u>\$ 44</u>	<u>\$ 23,305</u>

LAFAYETTE CITY-PARISH CONSOLIDATED GOVERNMENT
Lafayette, Louisiana

Schedule of Expenditures Compared to Capital Budget
2005B Sales Tax Bond Construction Fund
For the Year Ended October 31, 2013

	Project Authorization	Expenditures		Balance of Incomplete Projects
		Prior Years	Current Year	
Drainage projects:				
Broadmoor Coulee - Phase II and III	<u>\$ 12,408</u>	<u>\$ 10,474</u>	<u>\$ -</u>	<u>\$ 1,934</u>

LAFAYETTE CITY-PARISH CONSOLIDATED GOVERNMENT
Lafayette, Louisiana

Schedule of Expenditures Compared to Capital Budget
2007A Sales Tax Bond Construction Fund
For the Year Ended October 31, 2013

	Project Authorization	Expenditures Prior Years	Current Year	Balance of Incomplete Projects
Street projects:				
Ambassador Caffery Rehab - Phase IV	\$ 700,000	\$ 696,967	\$ -	\$ 3,033
South College Road Ext and Rehab - Phase I	2,333,944	239,184	110,574	1,984,186
East Pont des Mouton Road Widening	<u>7,000,000</u>	<u>3,805,721</u>	<u>738,586</u>	<u>2,455,693</u>
	<u>10,033,944</u>	<u>4,741,872</u>	<u>849,160</u>	<u>4,442,912</u>
Drainage projects:				
Alonda Drive Coulee Wall	310,000	15,377	59	294,564
Amaryllis Drive Drainage	150,000	2,077	327	147,596
Becky Lane Drainage	195,000	144	-	194,856
Fanny Drive Coulee	249,336	-	249,336	-
West Farrell Road Outfall	132,932	16	12	132,904
Walker Road Drainage	<u>295,000</u>	<u>16,371</u>	<u>107</u>	<u>278,522</u>
	<u>1,332,268</u>	<u>33,985</u>	<u>249,842</u>	<u>1,048,441</u>
	<u>\$ 11,366,212</u>	<u>\$ 4,775,857</u>	<u>\$ 1,099,002</u>	<u>\$ 5,491,353</u>

LAFAYETTE CITY-PARISH CONSOLIDATED GOVERNMENT
Lafayette, Louisiana

Schedule of Expenditures Compared to Capital Budget
2007B Sales Tax Bond Construction Fund
For the Year Ended October 31, 2013

	<u>Project Authorization</u>	<u>Expenditures</u> <u>Prior Years</u>	<u>Current Year</u>	<u>Balance of Incomplete Projects</u>
Drainage projects:				
Bellefontaine Drainage	\$ 50,000	\$ 5,553	\$ -	\$ 44,447
West Farrell Road Outfall	484,505	5	-	484,500
Walker Road Drainage	<u>302,000</u>	<u>-</u>	<u>-</u>	<u>302,000</u>
	<u>\$ 836,505</u>	<u>\$ 5,558</u>	<u>\$ -</u>	<u>\$ 830,947</u>

LAFAYETTE CITY-PARISH CONSOLIDATED GOVERNMENT
Lafayette, Louisiana

Schedule of Expenditures Compared to Capital Budget
2009A Sales Tax Bond Construction Fund
For the Year Ended October 31, 2013

		Expenditures		Balance of
	Project Authorization	Prior Years	Current Year	Incomplete Projects
Street projects:				
Rue De Belier Ext - Phase I (Hwy 93)	\$ 173,393	\$ 24,838	\$ 16,459	\$ 132,096
Duhon/Robley Extension - Phase II and III	1,466,799	1,264,201	4,652	197,946
South College Extension - Phase I	1,900,000	690	-	1,899,310
North University Avenue Widening	500,000	469,227	-	30,773
East Verot School Road Widening	774,000	698,375	9,335	66,290
East Point Des Mouton Widening	2,360,000	27	-	2,359,973
Eraste Landry Widening - Phase II A	4,581,172	1,416,217	3,164,955	-
Bellefontaine Drive Extension	143,797	-	-	143,797
West Farrell Road Outfall	1,277,000	-	-	1,277,000
Doucet Road Widening	522,815	32,618	20,071	470,126
North St. Antoine	3,640,000	10	-	3,639,990
Kaliste Saloom Widening	1,500,000	1,280,061	149,440	70,499
	18,838,976	5,186,264	3,364,912	10,287,800
Drainage projects:				
Bellefontaine Drainage	361,048	712	-	360,336
Pembroke Road Drainage	1,000,000	91,231	12,203	896,566
Broadmoor Coulee	23,000	20,383	-	2,617
Walker Road Drainage	1,157,000	-	-	1,157,000
Comprehensive Drainage Analysis	29,500	-	-	29,500
McKinley/St Mary Drainage	820,000	160,238	142,257	517,505
Zion Circle Drainage	30,000	-	-	30,000
Sunbeam Coulee Phase II	3,175.75	-	-	3,176
Fanny Drive Coulee	18,788.00	-	18,788	-
Sunbeam Coulee	1,175,489	1,174,639	850	-
	4,618,001	1,447,203	174,098	2,996,700
	\$ 23,456,977	\$ 6,633,467	\$ 3,539,010	\$ 13,284,500

LAFAYETTE CITY-PARISH CONSOLIDATED GOVERNMENT
Lafayette, Louisiana

Schedule of Expenditures Compared to Capital Budget
2009B Sales Tax Bond Construction Fund
For the Year Ended October 31, 2013

	Project Authorization	Expenditures		Balance of Incomplete Projects
		Prior Years	Current Year	
Street projects:				
I-10 Frontage Road	\$ 779	\$ -	\$ -	\$ 779
Rue De Belier Extension - Phase I (Hwy 93)	200,000	-	-	200,000
Doucet Road Widening	140,000	-	-	140,000
South College	97,758	-	-	97,758
Louisiana Avenue Extension	12,210,580	3,000,477	1,766,478	7,443,625
East Pont Des Mouton	3,640,000	-	-	3,640,000
Erase Landry	497,069	113,660	353,246	30,163
N. St Antoine Extension	667,661	228,328	899	438,434
Streetscape	<u>1,765,509</u>	<u>1,514,485</u>	<u>-</u>	<u>251,024</u>
	<u>19,219,356</u>	<u>4,856,950</u>	<u>2,120,623</u>	<u>12,241,783</u>
Drainage projects:				
W. Farrell Road Outfall	1,800,000	160,004	14,065	1,625,931
Walker Road Drainage	1,200,000	-	-	1,200,000
Fanny Drive Coulee	333,086	-	47,216	285,870
Sunbeam Coulee	320	-	320	-
Sunbeam Coulee - Phase II	<u>56,642</u>	<u>-</u>	<u>-</u>	<u>56,642</u>
	<u>3,390,048</u>	<u>160,004</u>	<u>61,601</u>	<u>3,168,443</u>
	<u>\$22,609,404</u>	<u>\$5,016,954</u>	<u>\$ 2,182,224</u>	<u>\$ 15,410,226</u>

LAFAYETTE CITY-PARISH CONSOLIDATED GOVERNMENT
Lafayette, Louisiana

Schedule of Expenditures Compared to Capital Budget
2011 Sales Tax Bond Construction Fund
For the Year Ended October 31, 2013

	Project Authorization	Expenditures		Balance of Incomplete Projects
		Prior Years	Current Year	
Street projects:				
Dulles Drive Widening	\$ 1,500,000	\$ 1,780	\$ -	\$ 1,498,220
Rue De Belier Extension - Phase I (Hwy 93)	5,000	-	-	5,000
Simcoe Street Corridor - Phase II	846,000	120	8,160	837,720
Doc Duhon/Robley Drive Extension - Phase IV	2,950,000	3,178	-	2,946,822
Duhon Road Widening	1,000,000	208	138,079	861,713
Daigle Street Hard Surfacing	1,000,000	32,564	48,601	918,835
Bellefontaine Drive Extension	400,000	-	-	400,000
N University Ave Widening	500,000	275,513	11,898	212,589
E. Pont Des Mouton Road	1,200,000	-	-	1,200,000
Verot School/Pinhook/Vincent	513,000	25,000	-	488,000
E Verot School Road Widening	687,000	1,867	-	685,133
Eraste Landry Road Widening Phase II	206,377	-	12,071	194,306
N St Antoine Extension - Pont Des Mouton	3,500,000	2,406	10	3,497,584
Kaliste Saloom Widening	4,493,603	333,953	2,143,571	2,016,079
	<u>18,800,980</u>	<u>676,589</u>	<u>2,362,390</u>	<u>15,762,001</u>
Drainage projects:				
Alonda Drive Coulee Wall	40,000	-	5	39,995
Amaryllis Drive Drainage	25,000	23,365	-	1,635
Becky Lane Outfall	30,000	9,031	-	20,969
Fernwood Drive Outfall	1,400,000	43,320	28,596	1,328,084
Coulee Bend Improvements	350,000	26,510	73,381	250,109
River Oaks Pump Renovation	500,000	1,006	51,652	447,342
Bellefontaine Drainage	500,000	-	-	500,000
Broadmoor Coulee - Phase I, II, and III	1,397	-	-	1,397
Walker Road Drainage	1,005,000	-	-	1,005,000
	<u>3,851,397</u>	<u>103,232</u>	<u>153,634</u>	<u>3,594,531</u>
Parks and Recreation projects:				
Recreation Center/Park Improvements	1,900,000	793,417	269,238	837,345
	<u>\$ 24,552,377</u>	<u>\$ 1,573,238</u>	<u>\$ 2,785,262</u>	<u>\$ 20,193,877</u>

LAFAYETTE CITY-PARISH CONSOLIDATED GOVERNMENT
Lafayette, Louisiana

Schedule of Expenditures Compared to Capital Budget
2013 Sales Tax Bond Construction Fund
For the Year Ended October 31, 2013

		Expenditures		Balance of
	Project Authorization	Prior Years	Current Year	Incomplete Projects
Street projects:				
Hugh Wallis/Kali Sal Int Improvement	\$ 400,000	\$ -	\$ -	\$ 400,000
Doucet Road Widening	100,000	-	-	100,000
E Pont Des Mouton Rd Widening	5,300,000	-	-	5,300,000
N St. Antoine Ext Pont Des Mouton	2,300,000	-	-	2,300,000
BlueBird Drive Ext-Beaul/Cornelus	300,000	-	-	300,000
Frem Boustany Extension	300,000	-	-	300,000
Daigle Street Hard Surfacing	600,000	-	-	600,000
RPS Amedee st. Bridge	700,000	-	73	699,927
RPL Ole Colony Road Bridge	625,000	-	-	625,000
CIDC, LAT 7-Curran/Dulles	500,000	-	-	500,000
Coulee Bend Improvement	200,000	-	-	200,000
	<u>11,325,000</u>	<u>-</u>	<u>73</u>	<u>11,324,927</u>
Drainage project				
River Oaks Pump Renovation	500,000	-	-	500,000
Zion Circle Drainage	700,000	-	-	700,000
Sunbeam Coulee Phase II	2,475,000	-	-	2,475,000
	<u>3,675,000</u>	<u>-</u>	<u>-</u>	<u>3,675,000</u>
	<u>\$ 15,000,000</u>	<u>\$ -</u>	<u>\$ 73</u>	<u>\$ 14,999,927</u>

LAFAYETTE CITY-PARISH CONSOLIDATED GOVERNMENT
Lafayette, Louisiana

Schedule of Expenditures Compared to Capital Budget
1999 Certificates of Indebtedness Fund
For the Year Ended October 31, 2013

	<u>Project Authorization</u>	<u>Expenditures</u> <u>Prior Years</u>	<u>Current Year</u>	<u>Balance of Incomplete Projects</u>
Construction projects:				
Adult Correction Facility Improvements	<u>\$ 618,709</u>	<u>\$ 589,602</u>	<u>\$ 28,565</u>	<u>\$ 542</u>

LAFAYETTE CITY-PARISH CONSOLIDATED GOVERNMENT
Lafayette, Louisiana

Schedule of Expenditures Compared to Capital Budget
Parish Library General Obligation Bonds Fund
For the Year Ended October 31, 2013

	<u>Project Authorization</u>	<u>Expenditures</u> Prior Years	<u>Current Year</u>	<u>Balance of Incomplete Projects</u>
Building projects:				
Regional Branch - East	\$ 426,095	\$ 272,509	\$ 153,586	\$ -
Main Library Renovations	<u>1,611,482</u>	<u>480,944</u>	<u>1,130,538</u>	<u>-</u>
	<u>\$ 2,037,577</u>	<u>\$ 753,453</u>	<u>\$ 1,284,124</u>	<u>\$ -</u>

LAFAYETTE CITY-PARISH CONSOLIDATED GOVERNMENT
Lafayette, Louisiana

Schedule of Expenditures Compared to Capital Budget
2001 Parish General Obligation Bonds Fund
For the Year Ended October 31, 2013

	<u>Project Authorization</u>	<u>Expenditures</u>	<u>Current Year</u>	<u>Balance of Incomplete Projects</u>
	<u>Prior Years</u>			
Street projects:				
Landry Road	\$ 399,828	\$ 251,398	\$ 39,238	\$ 109,192
Cocodril Road Bridge	38,000	13,700	-	24,300
Hoffpauir Road Bridge	41,000	13,010	-	27,990
Kidder Road Bridge	38,000	37,924	76	-
LeBlanc Road Bridge	58,000	13,679	44,321	-
Mermentau Road Bridge	38,000	9,929	28,071	-
Rue des Babineaux #3 Bridge	41,000	40,101	899	-
Sellers Road Bridge	41,000	40,388	612	-
South Dearborne Road Bridge	61,000	59,183	1,817	-
Espasie Road Bridge	45,000	33,724	-	11,276
Petite Road Bridge	50,000	24,877	-	25,123
	<u>850,828</u>	<u>537,913</u>	<u>115,034</u>	<u>197,881</u>
Drainage projects:				
Iles Des Cannes - Phase V/Rch VI	5,045,726	4,628,133	-	417,593
	<u>5,045,726</u>	<u>4,628,133</u>	<u>-</u>	<u>417,593</u>
	<u>\$ 5,896,554</u>	<u>\$ 5,166,046</u>	<u>\$ 115,034</u>	<u>\$ 615,474</u>

LAFAYETTE CITY-PARISH CONSOLIDATED GOVERNMENT
Lafayette, Louisiana

Schedule of Expenditures Compared to Capital Budget
2003 Parish General Obligation Bonds Fund
For the Year Ended October 31, 2013

	<u>Project Authorization</u>	<u>Expenditures Prior Years</u>	<u>Current Year</u>	<u>Balance of Incomplete Projects</u>
Building projects:				
Parish Recreation Improvements	<u>\$ 684,892</u>	<u>\$ 633,410</u>	<u>\$ 51,482</u>	<u>\$ -</u>

LAFAYETTE CITY-PARISH CONSOLIDATED GOVERNMENT
Lafayette, Louisiana

Schedule of Expenditures Compared to Capital Budget
2005 Parish General Obligation Bonds Fund
For the Year Ended October 31, 2013

	Project Authorization	Expenditures Prior Years	Current Year	Balance of Incomplete Projects
Building projects:				
Regional Branch -				
North	\$ 2,017,060	\$ 2,003,688	\$ -	\$ 13,372
Main Library Renovations	<u>7,795,860</u>	<u>801,076</u>	<u>3,641,394</u>	<u>3,353,390</u>
	<u><u>\$ 9,812,920</u></u>	<u><u>\$ 2,804,764</u></u>	<u><u>\$ 3,641,394</u></u>	<u><u>\$ 3,366,762</u></u>

LAFAYETTE CITY-PARISH CONSOLIDATED GOVERNMENT
Lafayette, Louisiana

Schedule of Expenditures Compared to Capital Budget
2009 Parish General Obligation Bonds Fund
For the Year Ended October 31, 2013

	Project Authorization	Expenditures		Balance of Incomplete Projects
		Prior Years	Current Year	
Street projects:				
Simcoe Street Corridor	\$ 100,000	\$ 22,010	\$ -	\$ 77,990
Landry Road Widening	2,172,000	9,178	8,942	2,153,880
Bayou Tortue Bridge	675,000	672,192	134	2,674
Bruce Street Bridge	786,000	611,962	1,396	172,642
Cocodril Road Bridge	401,000	13,448	-	387,552
Espasie Road Bridge	890,000	54,799	6	835,195
Hoffpauir Road Bridge	527,000	44,132	-	482,868
Kidder Road Bridge	532,000	23,710	494,103	14,187
Leblanc Road Bridge	1,236,000	57,522	894,511	283,967
Mermentau Road Bridge	567,000	43,871	478,267	44,862
Petite Road Bridge	852,000	18,570	-	833,430
Rue Des Babineaux #1 Bridge	634,000	621,196	2,597	10,207
Rue Des Babineaux #2 Bridge	601,000	478,360	63,185	59,455
Rue Des Babineaux #3 Bridge	683,000	85,644	464,726	132,630
Sellers Road Bridge	638,423	127,170	364,542	146,711
South Dearborne Road Bridge	1,211,000	288,105	611,873	311,022
St. Esprit Road Bridge	514,000	370,667	137,304	6,029
Rural Asphalt Overlay/Rehabilitation	186,000	185,960	40	-
Parish Bridge Improvements	577,000	-	-	577,000
Hapsburg Lane Bridge	275,000	-	-	275,000
Rural Road Rehabilitation	4,814,000	4,650,575	12,350	151,075
Rural Road Rehabilitation	4,063,000	3,815,287	47,710	200,003
Lebesque Road Reconstruction	923,000	38,021	2,384	882,595
Andres Road Reconstruction	803,000	291,898	-	511,102
Gumbleton-Mallet Road Reconstruction	389,000	5,721	696	382,583
	<u>\$ 25,049,423</u>	<u>\$ 12,529,998</u>	<u>\$ 3,584,766</u>	<u>\$ 8,934,659</u>



Lafayette

CONSOLIDATED GOVERNMENT

**Nonmajor
Enterprise Funds**

Nonmajor Enterprise Funds

Enterprise funds account for operations: (a) that are financed and operated in a manner similar to private business enterprises, where the intent of the governing body is that the costs (expenses, including depreciation) of providing goods or services to the general public on a continuing basis be financed or recovered primarily through user charges; or (b) where the governing body has decided that periodic determination of revenues earned, expenses incurred, and/or net income is appropriate for capital maintenance, public policy, management control, accountability, or other purposes.

Animal Control Shelter Fund – this fund is to account for the revenues and expenses associated with the operations of the Animal Shelter in Lafayette Parish. The Animal Shelter ensures the humane treatment of animals through in-house vaccinations as well as a spay/neuter program.

Environmental Services Fund – this fund is to account for the revenues, expenses, and fixed assets associated with the operations of the Environmental Services Disposal which consists of compost disposal, solid waste disposal and other environmental issues in Lafayette Parish.

CNG Service Station Fund – this fund is to account for the revenues and expenses associated with the operation and maintenance of the Compressed Natural Gas (CNG) service station which services both public and private vehicles.

LAFAYETTE CITY-PARISH CONSOLIDATED GOVERNMENT
Lafayette, Louisiana

Combining Statement of Net Position
Nonmajor Enterprise Funds
October 31, 2013
With Comparative Totals for October 31, 2012

	2013				
	Environmental Services Disposal	Animal Control Shelter	CNG Service Station	Total Nonmajor Enterprise Funds	2012
ASSETS					
CURRENT ASSETS					
Cash	\$ 400	\$ 41,213	\$ 2,715	\$ 44,328	\$ 53,939
Investments	-	963,351	63,766	1,027,117	680,335
Accounts receivable, net	1,554,545	7,575	-	1,562,120	1,526,003
Accrued interest receivable	-	1,031	68	1,099	937
Due from other funds	1,362,101	-	-	1,362,101	1,329,819
Due from component units	1,879	-	-	1,879	-
Total current assets	<u>2,918,925</u>	<u>1,013,170</u>	<u>66,549</u>	<u>3,998,644</u>	<u>3,591,033</u>
NONCURRENT ASSETS					
Capital assets:					
Land	3,147,688	-	-	3,147,688	3,147,688
Buildings and site improvements, net	130,194	97,923	-	228,117	227,627
Equipment, net	884,454	316,373	-	1,200,827	1,331,827
Total noncurrent assets	<u>4,162,336</u>	<u>414,296</u>	<u>-</u>	<u>4,576,632</u>	<u>4,707,142</u>
Total assets	<u>\$7,081,261</u>	<u>\$1,427,466</u>	<u>\$ 66,549</u>	<u>\$ 8,575,276</u>	<u>\$ 8,298,175</u>
LIABILITIES					
CURRENT LIABILITIES					
Cash overdraft	\$2,167,552	\$ -	\$ -	\$ 2,167,552	\$ 2,152,996
Accounts payable	922,999	22,936	7,586	953,521	954,681
Accrued salaries and benefits	46,862	29,702	-	76,564	67,116
Unearned revenue	-	2,989	-	2,989	3,255
Accrued compensated absences	44,980	22,997	-	67,977	69,429
Total current liabilities	<u>3,182,393</u>	<u>78,624</u>	<u>7,586</u>	<u>3,268,603</u>	<u>3,247,477</u>
NONCURRENT LIABILITIES					
Accrued compensated absences	<u>84,288</u>	<u>115,881</u>	<u>-</u>	<u>200,169</u>	<u>146,620</u>
Total liabilities	<u>3,266,681</u>	<u>194,505</u>	<u>7,586</u>	<u>3,468,772</u>	<u>3,394,097</u>
NET POSITION					
Net investment in capital assets	4,162,336	414,296	-	4,576,632	4,707,142
Unrestricted (deficit)	<u>(347,756)</u>	<u>818,665</u>	<u>58,963</u>	<u>529,872</u>	<u>196,936</u>
Total net position	<u>3,814,580</u>	<u>1,232,961</u>	<u>58,963</u>	<u>5,106,504</u>	<u>4,904,078</u>
Total liabilities and net position	<u>\$7,081,261</u>	<u>\$1,427,466</u>	<u>\$ 66,549</u>	<u>\$ 8,575,276</u>	<u>\$ 8,298,175</u>

LAFAYETTE CITY-PARISH CONSOLIDATED GOVERNMENT
Lafayette, Louisiana

Combining Statement of Revenues, Expenses, and Changes in Fund Net Position
Nonmajor Enterprise Funds
For the Year Ended October 31, 2013
With Comparative Totals for the Year Ended October 31, 2012

	2013				
	Environmental Services Disposal	Animal Control Shelter	CNG Service Station	Total Nonmajor Enterprise Funds	2012
Operating revenues:					
Charges for services	\$ 13,110,493	\$ 407,541	\$ 160,355	\$13,678,389	\$ 12,972,554
Miscellaneous	<u>265,842</u>	<u>2,242</u>	<u>-</u>	<u>268,084</u>	<u>242,897</u>
Total operating revenues	<u>13,376,335</u>	<u>409,783</u>	<u>160,355</u>	<u>13,946,473</u>	<u>13,215,451</u>
Operating expenses:					
Production, collection and cost of services	12,422,550	1,230,694	66,510	13,719,754	13,470,265
Administrative and general	827,367	137,548	34,932	999,847	596,178
Depreciation	<u>147,911</u>	<u>75,371</u>	<u>-</u>	<u>223,282</u>	<u>218,488</u>
Total operating expenses	<u>13,397,828</u>	<u>1,443,613</u>	<u>101,442</u>	<u>14,942,883</u>	<u>14,284,931</u>
Operating income (loss)	<u>(21,493)</u>	<u>(1,033,830)</u>	<u>58,913</u>	<u>(996,410)</u>	<u>(1,069,480)</u>
Nonoperating revenues (expenses):					
Investment earnings	-	1,289	50	1,339	1,142
Net gain (loss) on disposal of assets	<u>(529)</u>	<u>6,734</u>	<u>-</u>	<u>6,205</u>	<u>(311,441)</u>
Total nonoperating revenues (expenses)	<u>(529)</u>	<u>8,023</u>	<u>50</u>	<u>7,544</u>	<u>(310,299)</u>
Income (loss) before contributions and transfers	(22,022)	(1,025,807)	58,963	(988,866)	(1,379,779)
Capital contributions	1,946	28,123	-	30,069	549,767
Transfers in	<u>-</u>	<u>1,161,223</u>	<u>-</u>	<u>1,161,223</u>	<u>1,258,317</u>
Change in net position	(20,076)	163,539	58,963	202,426	428,305
Net position, beginning	<u>3,834,656</u>	<u>1,069,422</u>	<u>-</u>	<u>4,904,078</u>	<u>4,475,773</u>
Net position, ending	<u>\$ 3,814,580</u>	<u>\$ 1,232,961</u>	<u>\$ 58,963</u>	<u>\$ 5,106,504</u>	<u>\$ 4,904,078</u>

LAFAYETTE CITY-PARISH CONSOLIDATED GOVERNMENT
Lafayette, Louisiana

Combining Statement of Cash Flows
Nonmajor Enterprise Funds
For the Year Ended October 31, 2013
With Comparative Totals for the Year Ended October 31, 2012

	2013				
	Environmental Services Disposal	Animal Control Shelter	CNG Service Station	Total Nonmajor Enterprise Funds	2012
Cash flows from operating activities:					
Receipts from customers	\$ 13,067,854	\$ 414,063	\$ 160,355	\$ 13,642,272	\$ 13,038,581
Payments to suppliers for goods and services	(11,607,803)	(318,427)	(93,856)	(12,020,086)	(11,487,952)
Payments to employees and for employee related costs	(1,120,806)	(708,218)	-	(1,829,024)	(1,950,222)
Internal activity - payments to other funds	(533,038)	(277,334)	-	(810,372)	(542,173)
Other receipts	265,842	2,242	-	268,084	242,897
Net cash provided (used) by operating activities	72,049	(887,674)	66,499	(749,126)	(698,869)
Cash flows from capital financing activities:					
Purchase of capital assets	(52,444)	(4,054)	-	(56,498)	(41,931)
Cash flows from noncapital financing activities:					
Increase (decrease) in cash overdraft	14,556	-	-	14,556	75,890
Cash paid to other funds	(32,282)	-	-	(32,282)	(433,643)
Cash paid to component unit	(1,879)	-	-	(1,879)	-
Transfers in	-	1,161,223	-	1,161,223	1,258,317
Net cash provided (used) by noncapital financing activities	(19,605)	1,161,223	-	1,141,618	900,564
Cash flows from investing activities:					
Interest earnings	-	1,160	38	1,198	1,206
Purchases of investments	-	(282,981)	(63,822)	(346,803)	(151,933)
Net cash used by investing activities	-	(281,821)	(63,784)	(345,605)	(150,727)
Net increase (decrease) in cash and cash equivalents	-	(12,326)	2,715	(9,611)	9,037
Balances, beginning of the year	400	53,539	-	53,939	44,902
Balances, end of the year	\$ 400	\$ 41,213	\$ 2,715	\$ 44,328	\$ 53,939
Reconciliation of operating income to net cash provided (used) by operating activities:					
Operating income (loss)	\$ (21,493)	\$ (1,033,830)	\$ 58,913	\$ (996,410)	\$ (1,069,480)
Adjustments to reconcile operating income (loss) to net cash provided (used) by operating activities:					
Depreciation	147,911	75,371	-	223,282	218,488
Provision for bad debts	23,592	-	-	23,592	25,499
Change in assets and liabilities:					
Receivables	(66,231)	6,522	-	(59,709)	40,528
Accounts and other payables	(11,730)	64,529	7,586	60,385	83,099
Unearned revenue	-	(266)	-	(266)	2,997
Net cash provided (used) by operating activities	\$ 72,049	\$ (887,674)	\$ 66,499	\$ (749,126)	\$ (698,869)
Noncash investing, capital and financing activities:					
Capital assets contributed	\$ 1,946	\$ 28,123	\$ -	\$ 30,069	\$ 549,767
Increase (decrease) in fair value of investments	\$ -	\$ 35	\$ 12	\$ 47	\$ (338)
Loss on disposal of capital assets	\$ (529)	\$ 6,734	\$ -	\$ 6,205	\$ (311,441)

Internal Service Funds

Internal Service Funds

Internal Service Funds account for the financing of goods or services provided by one department or agency to other departments or agencies of the governmental unit, or to other governmental units, on a cost-reimbursement basis.

Central Vehicle Maintenance Fund – manages, maintains, and repairs LCG fleet vehicles, consisting predominately of city buses, public safety vehicles, and various heavy equipment.

Central Printing Fund – this fund is to account for revenues received by the printing department for performing printing and binding services for departments.

Self-Insurance Fund – this fund is also called the Risk Management fund. This fund is used to account for self-insurance activities involving property damage, worker's compensation and general liability claims.

Group Hospitalization Fund – this fund is used to account for self-insurance activities involving medical care claims and payment of insurance premiums by the City's employees, retirees, and dependents.

LAFAYETTE CITY-PARISH CONSOLIDATED GOVERNMENT
Lafayette, Louisiana

Combining Statement of Net Position
Internal Service Funds
October 31, 2013

	Central Vehicle Maintenance	Central Printing	Self- Insurance	Group Hospital- ization	Total
ASSETS					
CURRENT ASSETS					
Cash	\$ 72,491	\$ -	\$ -	\$ -	\$ 72,491
Investments	1,700,988	-	-	5,812,621	7,513,609
Accounts receivable, net	417	-	64,621	211,401	276,439
Accrued interest receivable	1,821	-	-	6,222	8,043
Due from other funds	-	9,500	16	1,414	10,930
Inventories, net	138,123	21,600	-	-	159,723
Prepaid items	-	82,108	19,917	-	102,025
Total current assets	<u>1,913,840</u>	<u>113,208</u>	<u>84,554</u>	<u>6,031,658</u>	<u>8,143,260</u>
NONCURRENT ASSETS					
Capital assets:					
Buildings, net	129,438	-	-	-	129,438
Equipment, net	274,324	14,909	-	-	289,233
Total noncurrent assets	<u>403,762</u>	<u>14,909</u>	<u>-</u>	<u>-</u>	<u>418,671</u>
Total assets	<u>\$ 2,317,602</u>	<u>\$ 128,117</u>	<u>\$ 84,554</u>	<u>\$ 6,031,658</u>	<u>\$ 8,561,931</u>
CURRENT LIABILITIES					
Cash overdraft	\$ -	\$ 27,260	\$ 77,748	\$ 29,859	\$ 134,867
Accounts payable	384,477	3,596	255,033	86,918	730,024
Accrued salaries and benefits	72,506	5,034	-	9,275	86,815
Other payables	-	-	-	18,890	18,890
Due to other funds	-	-	-	-	-
Unpaid claims liability	-	-	6,296,792	1,359,325	7,656,117
Accrued compensated absences	70,586	4,188	-	-	74,774
Total current liabilities	<u>527,569</u>	<u>40,078</u>	<u>6,629,573</u>	<u>1,504,267</u>	<u>8,701,487</u>
NONCURRENT LIABILITIES					
Claims payable	-	-	4,312,676	-	4,312,676
Accrued compensated absences	357,640	-	-	-	357,640
Other postemployment benefits	-	-	-	3,749,389	3,749,389
Total noncurrent liabilities	<u>357,640</u>	<u>-</u>	<u>4,312,676</u>	<u>3,749,389</u>	<u>8,419,705</u>
Total liabilities	<u>885,209</u>	<u>40,078</u>	<u>10,942,249</u>	<u>5,253,656</u>	<u>17,121,192</u>
NET POSITION					
Net investment in capital assets	403,762	14,909	-	-	418,671
Unrestricted (deficit)	1,028,631	73,130	(10,857,695)	778,002	(8,977,932)
Total net position (deficit)	<u>1,432,393</u>	<u>88,039</u>	<u>(10,857,695)</u>	<u>778,002</u>	<u>(8,559,261)</u>
Total liabilities and net position	<u>\$ 2,317,602</u>	<u>\$ 128,117</u>	<u>\$ 84,554</u>	<u>\$ 6,031,658</u>	<u>\$ 8,561,931</u>

LAFAYETTE CITY-PARISH CONSOLIDATED GOVERNMENT
Lafayette, Louisiana

Combining Statement of Revenues, Expenses, and Changes in Fund Net Position
Internal Service Funds
For the Year Ended October 31, 2013

	Central Vehicle Maintenance	Central Printing	Self- Insurance	Group Hospital- ization	Total
Operating revenues:					
Charges for services	\$ 7,208,944	\$ 408,299	\$ 7,831,858	\$ 19,983,492	\$ 35,432,593
Miscellaneous	<u>10,568</u>	<u>72</u>	<u>904,062</u>	<u>984,439</u>	<u>1,899,141</u>
Total operating revenues	<u>7,219,512</u>	<u>408,371</u>	<u>8,735,920</u>	<u>20,967,931</u>	<u>37,331,734</u>
Operating expenses:					
Cost of services rendered	6,867,191	421,024	8,969,796	19,643,135	35,901,146
Depreciation	<u>68,520</u>	<u>4,467</u>	<u>-</u>	<u>-</u>	<u>72,987</u>
Total operating expenses	<u>6,935,711</u>	<u>425,491</u>	<u>8,969,796</u>	<u>19,643,135</u>	<u>35,974,133</u>
Operating income (loss)	<u>283,801</u>	<u>(17,120)</u>	<u>(233,876)</u>	<u>1,324,796</u>	<u>1,357,601</u>
Nonoperating revenues (expenses):					
Investment earnings	2,036	-	(55)	18,240	20,221
Net gain on disposal of assets	<u>6,092</u>	<u>2,295</u>	<u>-</u>	<u>-</u>	<u>8,387</u>
Total nonoperating revenues (expenses)	<u>8,128</u>	<u>2,295</u>	<u>(55)</u>	<u>18,240</u>	<u>28,608</u>
Change in net position	291,929	(14,825)	(233,931)	1,343,036	1,386,209
Net position (deficit), beginning	<u>1,140,464</u>	<u>102,864</u>	<u>(10,623,764)</u>	<u>(565,034)</u>	<u>(9,945,470)</u>
Net position (deficit), ending	<u>\$ 1,432,393</u>	<u>\$ 88,039</u>	<u>\$ (10,857,695)</u>	<u>\$ 778,002</u>	<u>\$ (8,559,261)</u>

LAFAYETTE CITY-PARISH CONSOLIDATED GOVERNMENT

Lafayette, Louisiana

Combining Statement of Cash Flows

Internal Service Funds

For the Year Ended October 31, 2013

	Central Vehicle Maintenance	Central Printing	Self- Insurance	Group Hospital- ization	Total
Cash flows from operating activities:					
Receipts from customers	\$ 7,208,235	\$ 408,299	\$ -	\$ -	\$ 7,616,534
Receipts from insured	-	-	7,887,436	19,964,202	27,851,638
Payments to suppliers for goods and services	(5,234,841)	(308,586)	(5,430,847)	(2,082,942)	(13,057,216)
Payments to employees and for employee related costs	(1,971,831)	(117,848)	-	(215,598)	(2,305,277)
Payments for claims	-	-	(3,806,441)	(17,251,775)	(21,058,216)
Other receipts	10,568	72	904,062	984,439	1,899,141
Net cash provided (used) by operating activities	12,131	(18,063)	(445,790)	1,398,326	946,604
Cash flows from noncapital financing activities:					
Increase (decrease) in cash overdraft	-	(879)	77,748	(203,058)	(126,189)
Cash received from (paid to) other funds	(3,419)	18,942	34,567	48,266	98,356
Net cash provided (used) by capital and related financing activities	(3,419)	18,063	112,315	(154,792)	(27,833)
Cash flows from capital and related financing activities:					
Purchase of capital assets	(4,432)	-	-	-	(4,432)
Cash flows from investing activities:					
Interest earnings	2,504	-	436	18,173	21,113
Sales (purchases) of investments	(62,805)	-	308,822	(1,261,707)	(1,015,690)
Net cash provided (used) by investing activities	(60,301)	-	309,258	(1,243,534)	(994,577)
Net decrease in cash and cash equivalents	(56,021)	-	(24,217)	-	(80,238)
Balances, beginning of the year	128,512	-	24,217	-	152,729
Balances, end of the year	<u>\$ 72,491</u>	<u>\$ -</u>	<u>\$ -</u>	<u>\$ -</u>	<u>\$ 72,491</u>
Reconciliation of operating income (loss) to net cash provided (used) by operating activities:					
Operating income (loss)	\$ 283,801	\$ (17,120)	\$ (233,876)	\$ 1,324,796	\$ 1,357,601
Adjustments to reconcile operating income (loss) to net cash provided (used) by operating activities:					
Depreciation	68,520	4,467	-	-	72,987
Change in assets and liabilities:					
Receivables	(709)	-	55,578	(19,290)	35,579
Inventories	(5,057)	(8,393)	-	-	(13,450)
Prepaid items	-	1,143	(19,917)	-	(18,774)
Accounts and other payables	(334,424)	1,840	(247,575)	92,820	(487,339)
Net cash provided (used) by operating activities	<u>\$ 12,131</u>	<u>\$ (18,063)</u>	<u>\$ (445,790)</u>	<u>\$ 1,398,326</u>	<u>\$ 946,604</u>
Noncash investing, capital and financing activities:					
Capital assets contributed	\$ -	\$ -	\$ -	\$ -	\$ -
Increase (decrease) in fair value of investments	\$ (31)	\$ -	\$ (66)	\$ 117	\$ 20
Gain (loss) on disposal of capital assets	<u>\$ 6,092</u>	<u>\$ 2,295</u>	<u>\$ -</u>	<u>\$ -</u>	<u>\$ 8,387</u>

Component Unit

Component Unit

Criminal Court Fund – this fund is to account for deposited fines and forfeitures, and revenues from charges for services to cover the expenses incurred by the 15th Judicial District Court and the District Attorney's Office.

LAFAYETTE CITY-PARISH CONSOLIDATED GOVERNMENT
Lafayette, Louisiana

Statement of Net Position
Component Unit
Criminal Court Fund
October 31, 2013

ASSETS

Cash	\$ 100
Due from other governmental agencies	452,026
Prepaid items	<u>3,943</u>
Total assets	<u>\$ 456,069</u>

LIABILITIES

Cash overdraft	\$ 133,939
Accounts payable	16,098
Accrued liabilities	151,800
Due to primary government	<u>154,232</u>
Total liabilities	<u>\$ 456,069</u>

LAFAYETTE CITY-PARISH CONSOLIDATED GOVERNMENT
Lafayette, Louisiana

Reconciliation of the Governmental Fund Balance Sheet
To the Statement of Net Position
Component Unit
Criminal Court Fund
October 31, 2013

Total fund balance - governmental fund at October 31, 2013	\$ -
Total net position reported for governmental activities in the statement of net position is different because:	
Capital assets used in governmental activities are not financial resources and, therefore, are not reported in the funds. Those assets consist of:	
Furniture and equipment, net of \$150,423 accumulated depreciation	<u>145,159</u>
Total net position of governmental activities at October 31, 2013	<u>\$ 145,159</u>

LAFAYETTE CITY-PARISH CONSOLIDATED GOVERNMENT
Lafayette, Louisiana

Budgetary Comparison Schedule
Component Unit
Criminal Court Fund
For the Year Ended October 31, 2013

	Original Budget	Amended Budget	Actual	Variance with Final Budget Positive (Negative)
Revenues:				
Charges for services	\$ 35,700	\$ 35,700	\$ 29,607	\$ (6,093)
Fines and forfeits	697,500	697,500	689,259	(8,241)
Intergovernmental - local	2,523,215	2,607,493	2,556,634	(50,859)
Miscellaneous	<u>1,300,872</u>	<u>1,358,952</u>	<u>1,301,579</u>	<u>(57,373)</u>
Total revenues	4,557,287	4,699,645	4,577,079	(122,566)
Expenditures:				
Current -				
General government	<u>4,557,287</u>	<u>4,699,645</u>	<u>4,577,079</u>	<u>122,566</u>
Net change in fund balance	-	-	-	-
Fund balance, beginning	<u>-</u>	<u>-</u>	<u>-</u>	<u>-</u>
Fund balance, ending	<u>\$ -</u>	<u>\$ -</u>	<u>\$ -</u>	<u>\$ -</u>

LAFAYETTE CITY-PARISH CONSOLIDATED GOVERNMENT
Lafayette, Louisiana

Reconciliation of the Statement of Revenues, Expenditures, and Change in
Fund Balance of the Governmental fund to the Statement of Activities
Component Unit
Criminal Court Fund
For the Year Ended October 31, 2013

Net change in fund balance at October 31, 2013 per
statement of revenues, expenditures and changes in fund balances \$ -

The change in net position reported for governmental activities in the
statement of activities is different because:

Governmental funds report capital outlays as expenditures. However,
in the statement of activities, the cost of those assets is allocated over
their estimated useful lives and reported as depreciation expense.

Capital outlay which is considered expenditures on the statement of revenues, expenditures and changes in fund balances	\$ 109,402	
Capital assets assigned from primary government	17,099	
Depreciation expense for the year ended October 31, 2013	(21,182)	
Loss on disposition of assets	<u>(5,815)</u>	<u>99,504</u>

Total changes in net position at October 31, 2013 per statement of activities \$ 99,504



Lafayette

CONSOLIDATED GOVERNMENT

LAFAYETTE CITY-PARISH CONSOLIDATED GOVERNMENT
LAFAYETTE, LOUISIANA

STATEMENT OF REVENUES, EXPENSES, AND CHANGES IN
FUND NET POSITION
UTILITIES SYSTEM FUND

For the Year Ended October 31, 2013

	Electric	Water	Sewer	Total
Operating revenues:				
General customers	\$ 81,937,359	\$12,782,991	\$27,147,536	\$121,867,886
Municipality	941,612	102,847	135,318	1,179,777
Sales to other public utilities	932,096	-	-	932,096
Other sales to public authorities	4,609,946	3,849,570	1,067,615	9,527,131
Interdepartmental sales	1,371,290	60,352	32,094	1,463,736
Fuel clause adjustment	93,158,373	-	-	93,158,373
Miscellaneous	4,202,637	703,461	234,643	5,140,741
Total operating revenues	<u>187,153,313</u>	<u>17,499,221</u>	<u>28,617,206</u>	<u>233,269,740</u>
Operating expenses:				
Production and collection	109,312,263	4,402,838	3,935,578	117,650,679
Distributions and treatment	16,719,371	2,225,306	5,908,912	24,853,589
Customers' accounting and collecting	2,872,189	1,161,549	1,260,125	5,293,863
Sales promotion expenses	17,313	-	-	17,313
Administrative and general	11,307,302	4,130,585	5,162,080	20,599,967
Transfers to City in lieu of taxes	16,390,675	2,142,341	3,598,601	22,131,617
Amortization of utilities plant				
acquisition adjustments	1,735,581	-	-	1,735,581
Depreciation	12,944,934	3,704,634	4,328,760	20,978,328
Total operating expenses	<u>171,299,628</u>	<u>17,767,253</u>	<u>24,194,056</u>	<u>213,260,937</u>
Operating income (loss)	<u>\$ 15,853,685</u>	<u>\$ (268,032)</u>	<u>\$ 4,423,150</u>	<u>20,008,803</u>
Nonoperating revenues (expenses):				
Investment earnings				1,843,960
Interest expense				(9,452,290)
Amortization of debt premiums, loss on refundings and issue costs, net				1,313,067
Loss on disposal of assets				(192,820)
Federal grant revenue				2,730,634
Other, net				233,994
Total nonoperating revenues (expenses)				<u>(3,523,455)</u>
Income before contributions				16,485,348
Capital contributions				<u>7,135</u>
Change in net position				16,492,483
Net position, beginning, as restated				<u>465,513,812</u>
Net position, ending				<u>\$482,006,295</u>

Statistical Section

LAFAYETTE CITY-PARISH CONSOLIDATED GOVERNMENT
LAFAYETTE, LOUISIANA

GENERAL GOVERNMENTAL REVENUES BY SOURCE (1)
LAST TEN FISCAL YEARS
(Unaudited)

	Fiscal Year Ended October 31,			
	2013	2012	2011	2010
Revenues:				
Taxes (2)	\$ 159,993,804	\$ 152,061,530	\$ 145,029,781	\$ 140,632,945
Licenses and Permits	5,208,865	5,037,516	4,725,364	4,808,467
Intergovernmental	22,353,091	20,567,305	24,771,364	17,244,297
Charges for Services	15,566,964	15,134,266	15,571,006	12,663,361
Fines and Forfeitures	4,225,000	4,069,732	4,573,296	4,764,127
In Lieu of Taxes	22,131,617	21,596,096	19,199,649	19,462,860
Miscellaneous (3)	2,803,854	3,227,829	2,865,117	3,023,334
Total Revenues	<u>\$ 232,283,195</u>	<u>\$ 221,694,274</u>	<u>\$ 216,735,577</u>	<u>\$ 202,599,391</u>

Notes:

- (1) Includes General, Special Revenue and Debt Service Funds.
- (2) Includes General, Sales Tax Capital Improvements, Special Revenue and Debt Service Funds.
- (3) Includes investment income and other miscellaneous revenues.

Table I

Fiscal Year Ended October 31,				
2009	2008	2007	2006	2005
\$ 138,300,217	\$ 129,461,636	\$ 123,297,759	\$ 118,900,030	\$ 102,947,731
4,875,340	4,769,836	5,660,704	4,581,615	3,796,346
19,299,081	17,659,906	12,585,676	17,565,873	14,853,522
13,292,700	12,918,002	12,185,706	12,102,789	10,794,224
4,865,015	3,287,729	1,929,493	2,006,482	1,805,183
18,660,233	18,799,006	18,890,738	16,687,779	16,370,372
5,238,034	8,186,087	8,344,933	7,838,142	5,747,223
\$ 204,530,620	\$ 195,082,202	\$ 182,895,009	\$ 179,682,710	\$ 156,314,601

LAFAYETTE CITY-PARISH CONSOLIDATED GOVERNMENT
LAFAYETTE, LOUISIANA

GENERAL GOVERNMENTAL EXPENDITURES BY FUNCTION (1)
LAST TEN FISCAL YEARS
(Unaudited)

	Fiscal Year Ended October 31,			
	2013	2012	2011	2010
Expenditures				
General Government	\$ 35,360,933	\$ 33,495,602	\$ 31,694,511	\$ 29,018,232
Public Safety	61,700,331	56,544,789	59,944,233	55,653,459
Streets and Drainage	15,862,897	17,997,887	18,465,736	15,136,144
Urban Redevelopment and Housing	5,333,842	3,809,902	2,864,850	1,473,497
Economic Opportunity	1,806,432	1,806,957	2,016,561	2,637,179
Culture and Recreation	21,180,840	20,321,058	21,505,511	18,628,421
Traffic and Transportation	10,971,589	10,627,070	10,398,553	8,857,766
Debt Service	40,468,921	37,713,299	41,429,285	38,165,523
Other	10,940,221	5,286,470	7,662,040	5,635,017
Total expenditures	<u>\$203,626,006</u>	<u>\$ 187,603,034</u>	<u>\$ 195,981,280</u>	<u>\$ 175,205,238</u>

Notes:

- (1) All General, Special Revenue and Debt Service Fund expenditures including capital outlays and net of reimbursements from other funds.

Table II

Fiscal Year Ended October 31,					
2009	2008	2007	2006	2005	2004
\$ 38,245,123	\$ 33,334,883	\$ 31,508,560	\$ 29,655,982	\$ 28,063,850	\$ 27,093,273
46,284,585	45,205,231	39,351,403	37,244,444	37,540,149	34,759,025
15,041,116	18,034,041	11,391,876	10,578,504	9,376,098	9,389,385
1,426,866	1,594,824	2,615,796	2,568,622	3,472,687	4,512,416
1,320,756	1,577,660	2,042,177	4,320,043	2,009,931	1,832,130
18,275,904	16,985,863	16,146,992	15,464,671	14,579,511	13,904,645
7,873,053	5,983,062	5,575,017	5,226,526	5,126,093	4,750,174
38,158,735	42,305,707	38,036,323	38,835,619	36,685,713	32,818,758
4,573,582	3,024,098	2,385,506	6,094,181	3,469,048	2,788,725
\$171,199,720	\$ 168,045,369	\$ 149,053,650	\$ 149,988,592	\$ 140,323,080	\$ 131,848,531

LAFAYETTE CITY-PARISH CONSOLIDATED GOVERNMENT
LAFAYETTE, LOUISIANA

NET POSITION BY COMPONENT
LAST TEN FISCAL YEARS
(Unaudited)

	Fiscal Year Ended October 31,			
	2013	2012	2011	2010
Governmental Activities				
Net Investment in Capital Assets	\$304,942,786	\$301,006,835	\$295,977,575	\$281,039,065
Restricted	170,001,019	161,371,976	156,687,368	134,709,446
Unrestricted	<u>(28,122,174)</u>	<u>(39,408,358)</u>	<u>(40,184,401)</u>	<u>(17,022,161)</u>
Total Governmental Activities Net Position	446,821,631	422,970,453	412,480,542	398,726,350
Business-type Activities				
Net Investment in Capital Assets	306,572,079	300,397,069	301,825,415	319,824,148
Restricted	124,301,456	119,518,139	129,462,417	102,441,024
Unrestricted	<u>74,657,004</u>	<u>76,563,277</u>	<u>61,561,609</u>	<u>66,368,337</u>
Total Business-type Activities Net Position	505,530,539	496,478,485	492,849,441	488,633,509
Primary Government				
Net Investment in Capital Assets	952,352,170	919,448,938	905,329,983	887,359,859
Restricted	294,302,475	280,890,115	286,149,785	237,150,470
Unrestricted	<u>46,534,830</u>	<u>37,154,919</u>	<u>21,377,208</u>	<u>49,346,176</u>
Total Primary Government Net Position	<u>\$952,352,170</u>	<u>\$919,448,938</u>	<u>\$905,329,983</u>	<u>\$887,359,859</u>

Table III

Fiscal Year Ended October 31,					
2009	2008	2007	2006	2005	2004
\$252,348,739	\$242,136,030	\$231,923,934	\$224,093,232	\$220,749,556	\$220,183,930
130,371,410	121,067,741	110,451,008	89,582,695	57,837,947	52,534,813
<u>(7,688,205)</u>	<u>(5,645,967)</u>	<u>(6,736,368)</u>	<u>(18,589,709)</u>	<u>(23,857,449)</u>	<u>(23,100,220)</u>
375,031,944	357,557,804	335,638,574	295,086,218	254,730,054	249,618,523
327,276,978	303,670,167	304,000,296	289,047,176	300,796,398	284,480,211
115,851,218	156,678,317	129,080,783	122,842,907	116,713,303	119,256,097
<u>59,517,050</u>	<u>44,384,158</u>	<u>55,189,804</u>	<u>55,147,467</u>	<u>33,934,072</u>	<u>36,735,211</u>
502,645,246	504,732,642	488,270,883	467,037,550	451,443,773	440,471,519
877,677,190	862,290,446	823,909,457	762,123,768	706,173,827	690,090,042
246,222,628	277,746,058	239,531,791	212,425,602	174,551,250	171,790,910
<u>51,828,845</u>	<u>38,738,191</u>	<u>48,453,436</u>	<u>36,557,758</u>	<u>10,076,623</u>	<u>13,634,991</u>
<u>\$877,677,190</u>	<u>\$862,290,446</u>	<u>\$823,909,457</u>	<u>\$762,123,768</u>	<u>\$706,173,827</u>	<u>\$690,090,042</u>

LAFAYETTE CITY-PARISH CONSOLIDATED GOVERNMENT

LAFAYETTE, LOUISIANA

CHANGES IN NET POSITION

LAST TEN FISCAL YEARS

(IN THOUSANDS)

Expenses	2013	2012	2011	2010
Governmental activities -				
General government	\$ 37,185	\$ 41,906	\$ 36,753	\$ 36,797
Public safety	65,644	61,738	64,478	60,055
Traffic & transportation	13,481	13,025	13,185	10,807
Streets & drainage	21,494	23,717	23,189	21,724
Urban redevelopment & housing	5,371	3,921	2,916	1,806
Culture & recreation	24,373	23,427	24,635	23,127
Health & welfare	1,055	786	699	1,817
Economic opportunity	318	325	361	288
Economic development & assistance	2,012	1,972	2,171	2,815
Conservation of natural resources	-	-	-	-
Unallocated depreciation	17,004	16,577	16,043	15,073
Interest on long-term debt	19,317	21,099	20,595	20,403
Total governmental activities	<u>\$ 207,253</u>	<u>\$ 208,493</u>	<u>\$ 205,026</u>	<u>\$ 194,712</u>
Business-type activities -				
Electric	159,499	158,507	173,441	167,585
Water	16,809	17,196	16,522	15,366
Sewer	22,224	22,564	21,360	21,441
Fiber Optics	-	-	-	-
Coal-fired electric plant	59,054	52,600	53,329	57,590
Animal shelter control program	13,411	1,841	1,452	1,431
Solid waste collection services	1,453	12,653	12,500	11,431
Communications system	37,206	35,607	33,567	20,599
CNG service station	101	-	-	-
Total business-type activities	<u>309,758</u>	<u>300,968</u>	<u>312,170</u>	<u>295,444</u>
Total primary government expenses	<u>\$ 517,011</u>	<u>\$ 509,461</u>	<u>\$ 517,196</u>	<u>\$ 490,155</u>
Program Revenues				
Governmental activities -				
Charges for Services:				
General Government	9,152	9,013	9,289	8,929
Public Safety	2,951	5,396	4,994	5,665
Culture and Recreation	6,357	5,781	6,732	4,439
Other	3,611	1,292	1,118	603
Operating Grants and Contributions	14,610	12,363	12,217	12,484
Capital Grants and Contributions	5,904	4,183	10,180	16,390
Total governmental activities program revenues	<u>42,584</u>	<u>38,028</u>	<u>44,531</u>	<u>48,511</u>

Table IV

<u>2009</u>	<u>2008</u>	<u>2007</u>	<u>2006</u>	<u>2005</u>	<u>2004</u>
\$ 47,828	\$ 38,210	\$ 32,748	\$ 28,023	\$ 32,627	\$ 30,996
50,882	53,876	40,539	40,942	41,444	38,842
9,945	7,324	6,964	7,026	7,158	6,705
24,835	22,339	14,617	14,938	13,901	15,233
1,843	1,649	2,366	2,473	3,676	4,763
21,390	19,292	17,618	17,944	17,725	16,268
2,388	1,781	1,796	4,803	2,162	1,552
1,361	1,591	1,872	4,244	2,066	1,916
1,405	1,376	585	420	1,044	989
103	94	87	82	67	68
14,432	13,427	12,002	11,793	11,643	11,051
17,942	18,188	18,457	19,337	18,695	20,098
<u>\$ 194,355</u>	<u>\$ 179,146</u>	<u>\$ 149,653</u>	<u>\$ 152,025</u>	<u>\$ 152,209</u>	<u>\$ 148,481</u>
165,974	182,389	147,873	147,136	165,181	127,363
14,395	13,758	12,506	12,128	9,991	9,523
20,309	19,940	17,642	16,278	14,526	12,917
-	-	1,478	1,946	2,337	1,445
58,142	57,596	58,643	53,987	47,249	39,410
1,164	952	895	927	670	654
12,319	9,608	9,192	8,683	7,607	7,349
10,498	9,247	461	-	-	-
-	-	-	-	-	-
<u>282,800</u>	<u>293,489</u>	<u>248,691</u>	<u>241,085</u>	<u>247,562</u>	<u>198,660</u>
<u>\$ 477,155</u>	<u>\$ 472,636</u>	<u>\$ 398,344</u>	<u>\$ 393,110</u>	<u>\$ 399,770</u>	<u>\$ 347,142</u>
9,385	9,089	8,512	4,271	3,511	2,715
6,208	4,239	2,364	2,666	2,315	2,092
5,049	5,344	5,059	5,195	4,121	4,002
483	349	1,370	1,745	1,357	1,272
16,881	12,812	8,842	15,320	13,033	13,785
5,270	1,132	2,299	360	2,166	3,438
<u>43,276</u>	<u>32,966</u>	<u>28,446</u>	<u>29,556</u>	<u>26,504</u>	<u>27,305</u>

LAFAYETTE CITY-PARISH CONSOLIDATED GOVERNMENT

LAFAYETTE, LOUISIANA

CHANGES IN NET POSITION (CONTINUED)

LAST TEN FISCAL YEARS

(IN THOUSANDS)

(Unaudited)

	<u>2013</u>	<u>2012</u>	<u>2011</u>	<u>2010</u>
Business-type activities -				
Electric	\$ 189,891	\$ 181,495	\$ 189,954	\$ 172,477
Water	17,499	17,790	18,673	15,607
Sewer	28,617	29,145	29,631	24,434
Fiber Optics	-	-	-	-
Coal-fired electric plant	60,404	58,094	64,048	64,654
Animal shelter control program	438	468	477	574
Solid waste collection services	13,378	13,297	12,201	12,017
Communications system	27,424	24,064	17,011	9,415
CNG service station	160	-	-	-
Total business-type activities	<u>337,812</u>	<u>324,353</u>	<u>331,995</u>	<u>299,178</u>
Net (expense)/revenue:				
Governmental activities	(164,669)	(170,465)	(160,494)	(146,201)
Business-type activities	<u>28,054</u>	<u>23,386</u>	<u>19,825</u>	<u>3,735</u>
Total primary government net expense	<u>(136,615)</u>	<u>(147,079)</u>	<u>(140,669)</u>	<u>(142,466)</u>
General Revenues:				
Governmental activities				
Taxes-				
Property	70,556	65,981	64,322	63,627
Sales	86,055	83,038	77,874	73,765
Occupational licenses	2,930	2,759	2,736	2,599
Insurance premium	895	806	788	610
Franchise fees	2,498	2,398	2,437	2,602
Interest and penalties-delinquent taxes	135	109	134	130
Other	70	74	88	89
programs	2,320	4,026	3,724	3,977
Investment Earnings	598	1,117	1,483	1,697
Net gain(Loss) on sale of capital assets	(359)	(2,285)	-	-
Miscellaneous	2,511	2,578	2,089	2,282
Transfers	<u>20,970</u>	<u>20,352</u>	<u>18,075</u>	<u>18,528</u>
Total governmental activities general revenues and	<u>189,180</u>	<u>180,955</u>	<u>173,750</u>	<u>169,905</u>
Business-type activities				
Investment earnings	2,002	1,324	2,292	1,845
Gain(loss) on sale of capital assets	(322)	(950)	(402)	(1,002)
Miscellaneous	234	221	575	(62)
Transfers	<u>(20,970)</u>	<u>(20,352)</u>	<u>(18,075)</u>	<u>(18,528)</u>
Total business-type activities general revenues and	<u>(19,056)</u>	<u>(19,757)</u>	<u>(15,609)</u>	<u>(17,747)</u>
transfers	<u>170,124</u>	<u>161,198</u>	<u>158,141</u>	<u>152,159</u>
Total primary governmental general revenues and	<u>170,124</u>	<u>161,198</u>	<u>158,141</u>	<u>152,159</u>
Change in Net Position				
Governmental activities	24,511	10,490	13,256	23,704
Business-type activities	<u>8,998</u>	<u>3,629</u>	<u>4,216</u>	<u>(14,012)</u>
Total primary government net expense	<u>\$ 33,509</u>	<u>\$ 14,119</u>	<u>\$ 17,472</u>	<u>\$ 9,693</u>

Table IV

<u>2009</u>	<u>2008</u>	<u>2007</u>	<u>2006</u>	<u>2005</u>	<u>2004</u>
\$ 170,605	\$ 199,290	\$ 169,696	\$ 175,666	\$ 187,848	\$ 145,273
14,406	14,558	13,394	13,133	13,007	11,989
21,553	23,140	22,172	19,928	15,641	15,220
-	-	1,867	1,744	1,273	762
65,840	61,875	62,412	56,790	46,266	44,567
448	347	303	312	278	204
11,548	10,058	9,179	8,982	8,205	7,516
4,061	2,198	-	-	-	-
-	-	-	-	-	-
<u>288,461</u>	<u>311,465</u>	<u>279,023</u>	<u>276,555</u>	<u>272,518</u>	<u>225,532</u>
(151,079)	(146,181)	(121,206)	(122,469)	(125,705)	(121,177)
<u>5,661</u>	<u>17,976</u>	<u>30,332</u>	<u>35,470</u>	<u>24,957</u>	<u>26,871</u>
<u>(145,417)</u>	<u>(128,205)</u>	<u>(90,875)</u>	<u>(86,999)</u>	<u>(100,748)</u>	<u>(94,306)</u>
60,647	47,645	44,332	41,026	37,713	33,892
73,533	78,489	76,274	74,808	63,755	59,358
1,908	1,955	1,869	1,822	1,720	1,643
682	667	658	611	519	485
2,362	2,524	2,357	2,142	2,022	1,921
151	161	139	148	131	109
73	72	59	34	54	109
3,909	3,975	3,808	3,519	3,384	3,465
5,842	10,973	13,564	11,256	4,603	3,306
-	1,324	677	1,621	(111)	(173)
1,856	2,303	(197)	(89)	2,610	3,166
<u>17,579</u>	<u>18,021</u>	<u>18,209</u>	<u>16,077</u>	<u>15,825</u>	<u>15,713</u>
<u>168,543</u>	<u>168,110</u>	<u>161,749</u>	<u>152,976</u>	<u>132,224</u>	<u>122,995</u>
5,194	11,873	9,101	6,121	1,842	2,055
(407)	4,448	-	11	(2)	-
95	186	9	(81)	-	-
<u>(17,579)</u>	<u>(18,021)</u>	<u>(18,209)</u>	<u>(16,077)</u>	<u>(15,825)</u>	<u>(15,713)</u>
<u>(12,697)</u>	<u>(1,514)</u>	<u>(9,098)</u>	<u>(10,027)</u>	<u>(13,984)</u>	<u>(13,658)</u>
<u>155,846</u>	<u>166,596</u>	<u>152,650</u>	<u>142,949</u>	<u>118,240</u>	<u>109,337</u>
17,464	21,929	40,542	30,507	6,519	1,818
<u>(7,036)</u>	<u>16,462</u>	<u>21,233</u>	<u>25,443</u>	<u>10,972</u>	<u>13,213</u>
<u>\$ 10,429</u>	<u>\$ 38,391</u>	<u>\$ 61,776</u>	<u>\$ 55,950</u>	<u>\$ 17,492</u>	<u>\$ 15,031</u>

LAFAYETTE CITY-PARISH CONSOLIDATED GOVERNMENT
LAFAYETTE, LOUISIANA

FUND BALANCE, GOVERNMENTAL FUNDS
LAST TEN FISCAL YEARS
(Unaudited)

	<u>2013</u>	<u>2012</u>	<u>2011</u>	<u>2010</u>
General Fund(1)				
Pre-GASB 54(2)				
Reserved	n/a	n/a	n/a	\$ 390,957
Designated	n/a	n/a	n/a	21,492,196
Unreserved, Undesignated	n/a	n/a	n/a	3,945,966
Post GASB 54(3)				
Nonspendable	\$ 2,583	\$ 1,615	\$ 4,878	n/a
Committed	1,281,910	614,863	598,648	n/a
Assigned	1,158,166	5,151,181	7,074,623	n/a
Unassigned	<u>26,216,323</u>	<u>18,576,318</u>	<u>8,217,158</u>	<u>n/a</u>
Total General Fund	<u><u>\$ 28,658,982</u></u>	<u><u>\$ 24,343,977</u></u>	<u><u>\$ 15,895,307</u></u>	<u><u>\$ 25,829,119</u></u>
All Other Governmental Funds				
Pre GASB 54				
Reserved	n/a	n/a	n/a	\$ 84,732,235
Designated	n/a	n/a	n/a	107,076,206
Unreserved, Undesignated	n/a	n/a	n/a	38,173,461
Post GASB 54				
Nonspendable	\$ 283,208	\$ 268,863	\$ 305,416	n/a
Restricted	46,792,726	44,993,763	45,285,579	n/a
Committed	144,454,297	136,982,615	154,888,184	n/a
Assigned	62,724,934	67,200,449	70,768,270	n/a
Unassigned	<u>-</u>	<u>-</u>	<u>-</u>	<u>n/a</u>
Total all Other Governmental Funds	<u><u>\$ 254,255,165</u></u>	<u><u>\$ 249,445,690</u></u>	<u><u>\$ 271,247,449</u></u>	<u><u>\$ 229,981,902</u></u>

(1) Combined city and Parish General Funds

(2) Prior to FY11 implementation of GASB 54, fund balances were classified as Reserved, Designated, Unreserved/Undesignated, and Unreserved/Undesignated Report In

(3) With the implementation of GASB 54 in FY2011 fund balances are reclassified as Nonspendable, Restricted, Committed, Assigned and Unassigned

Table V

<u>2009</u>	<u>2008</u>	<u>2007</u>	<u>2006</u>	<u>2005</u>	<u>2004</u>
\$ 64,388	\$ -	\$ 72,383	\$ 301,376	\$ 104,529	\$ 94,259
18,029,054	20,522,390	15,862,174	13,648,567	12,296,110	12,828,598
12,923,949	13,428,230	17,052,538	13,588,334	8,685,660	10,449,017
n/a	n/a	n/a	n/a	n/a	n/a
n/a	n/a	n/a	n/a	n/a	n/a
n/a	n/a	n/a	n/a	n/a	n/a
<u>n/a</u>	<u>n/a</u>	<u>n/a</u>	<u>n/a</u>	<u>n/a</u>	<u>n/a</u>
<u>\$ 31,017,391</u>	<u>\$ 33,950,620</u>	<u>\$ 32,987,095</u>	<u>\$ 27,538,277</u>	<u>\$ 21,086,299</u>	<u>\$ 23,371,874</u>
\$ 69,511,740	\$ 76,076,474	\$ 94,776,218	\$ 93,418,911	\$ 68,702,645	\$ 70,092,268
118,063,862	73,007,879	74,510,716	81,639,740	118,146,572	90,728,370
47,750,127	29,632,438	28,206,342	21,865,865	17,936,295	12,690,184
n/a	n/a	n/a	n/a	n/a	n/a
n/a	n/a	n/a	n/a	n/a	n/a
n/a	n/a	n/a	n/a	n/a	n/a
n/a	n/a	n/a	n/a	n/a	n/a
<u>n/a</u>	<u>n/a</u>	<u>n/a</u>	<u>n/a</u>	<u>n/a</u>	<u>n/a</u>
<u>\$ 235,325,729</u>	<u>\$ 178,716,791</u>	<u>\$ 197,493,276</u>	<u>\$ 196,924,516</u>	<u>\$ 204,785,512</u>	<u>\$ 173,510,822</u>

LAFAYETTE CITY-PARISH CONSOLIDATED GOVERNMENT
LAFAYETTE, LOUISIANA

CHANGES IN FUND BALANCES OF GOVERNMENTAL FUNDS
LAST TEN FISCAL YEARS
(IN THOUSANDS)
(Unaudited)

	2013	2012	2011	2010
Revenues				
Taxes	\$ 182,125	\$ 173,658	\$ 164,229	\$ 160,096
Licenses and permits	5,209	5,038	4,725	4,808
Intergovernmental	22,353	20,572	26,122	32,851
Charges for services	15,567	15,134	15,571	12,663
Fines and forfeits	4,225	4,070	4,573	4,764
Investments earnings	581	1,086	1,435	1,646
Miscellaneous revenues	2,514	2,582	2,093	2,285
Total revenues	<u>232,574</u>	<u>222,140</u>	<u>218,749</u>	<u>219,114</u>
Expenditures				
Current:				
General government	36,881	38,072	36,104	34,405
Public safety	62,835	57,616	61,131	55,905
Traffic and transportation	11,904	10,735	11,816	9,225
Streets and drainage	20,419	22,314	22,152	20,157
Urban redevelop and housing	5,334	3,810	2,865	1,501
Culture and recreation	22,267	21,120	22,346	20,482
Health and welfare	4,373	707	617	1,735
Economic opportunity	319	323	352	204
Economic dev and assist	1,532	1,484	1,665	2,433
Conservation of natural resources	-	-	-	-
Debt service:				
Principal retirement	20,580	18,265	20,320	17,705
Interest and fiscal charges	19,889	18,467	20,620	20,461
Debt issuance costs	270	981	1,156	-
Transfer to paying agents	-	-	-	-
Capital outlay	<u>31,977</u>	<u>43,494</u>	<u>48,227</u>	<u>44,494</u>
Total expenditures	<u>238,579</u>	<u>237,388</u>	<u>249,371</u>	<u>228,708</u>
Excess(deficiency) of revenues over(under) expenditures	<u>(6,004)</u>	<u>(15,248)</u>	<u>(30,622)</u>	<u>(9,594)</u>
Other financing sources (uses)				
Proceeds from issuance of debt	15,690	102,055	101,600	-
Premium on issuance of debt	1,263	3,459	2,949	-
Payment to escrow agent	-	(104,525)	(41,945)	-
Transfers in	31,272	27,809	100,625	89,762
Transfers out	(32,436)	(26,903)	(101,754)	(90,700)
Sale of capital assets	-	-	-	-
Total other financing sources (uses)	<u>15,789</u>	<u>1,895</u>	<u>61,476</u>	<u>(938)</u>
Net change in fund balances	<u>9,785</u>	<u>(13,353)</u>	<u>30,853</u>	<u>(10,532)</u>
Debt service as a percentage of non-capital expenditures	24.6%	24.1%	26.5%	26.1%

Table VI

2009	2008	2007	2006	2005	2004
\$ 156,960	\$ 148,261	\$ 142,188	\$ 135,588	\$ 119,318	\$ 111,997
4,875	4,770	5,661	4,582	3,796	3,223
26,060	17,920	14,563	18,947	17,989	18,424
13,293	12,918	12,186	12,103	10,794	10,491
4,865	3,288	1,929	2,006	1,805	1,627
5,495	10,155	12,880	10,847	4,507	3,224
1,860	2,307	1,827	3,154	3,897	4,265
<u>213,409</u>	<u>199,618</u>	<u>191,234</u>	<u>187,227</u>	<u>162,106</u>	<u>153,250</u>
46,385	36,781	35,222	32,788	32,505	31,744
47,588	46,507	39,939	37,556	37,863	35,147
8,824	6,512	6,388	6,009	6,164	5,872
23,702	21,510	14,516	13,620	12,324	12,222
1,427	1,595	2,617	2,569	3,473	4,513
18,844	17,699	16,897	16,280	16,062	14,633
1,982	1,712	1,722	4,724	2,081	1,471
1,321	1,578	2,042	4,320	2,010	1,832
1,076	1,218	587	382	761	754
103	94	87	82	67	68
20,745	19,765	19,800	18,908	17,643	15,559
17,414	22,541	18,001	19,635	18,402	16,864
-	-	-	-	-	-
-	-	236	293	641	396
<u>30,787</u>	<u>40,462</u>	<u>46,063</u>	<u>31,449</u>	<u>20,952</u>	<u>38,768</u>
<u>220,198</u>	<u>217,974</u>	<u>204,118</u>	<u>188,614</u>	<u>170,946</u>	<u>179,843</u>
<u>(6,789)</u>	<u>(18,356)</u>	<u>(12,883)</u>	<u>(1,387)</u>	<u>(8,840)</u>	<u>(26,592)</u>
61,550	-	53,645	23,500	106,890	80,035
-	-	-	-	-	(34,185)
-	-	(34,195)	(23,014)	(65,130)	-
105,379	97,024	91,349	88,536	75,833	73,352
(106,465)	(97,805)	(91,973)	(89,118)	(79,780)	(73,981)
-	1,324	76	76	15	100
<u>60,465</u>	<u>543</u>	<u>18,901</u>	<u>(22)</u>	<u>37,829</u>	<u>45,322</u>
<u>53,676</u>	<u>(17,813)</u>	<u>6,018</u>	<u>(1,409)</u>	<u>28,989</u>	<u>18,730</u>
25.2%	31.3%	31.7%	32.8%	32.4%	30.3%

LAFAYETTE CITY-PARISH CONSOLIDATED GOVERNMENT
LAFAYETTE, LOUISIANA

GENERAL GOVERNMENTAL TAX REVENUES BY SOURCE
LAST TEN FISCAL YEARS
(IN THOUSANDS)
(Unaudited)

	Fiscal Year Ended October 31,			
	2013	2012	2011	2010
Tax Revenues:				
Ad Valorem Taxes-				
City	\$ 20,740	\$ 19,430	\$ 18,761	\$ 18,563
Parish	49,816	46,551	45,561	45,064
Interest and Penalty	135	109	222	130
Franchise Fees	2,568	2,472	2,437	2,602
Fire Insurance Rebate	895	806	788	610
Parish Sales Tax	6,364	6,102	5,588	4,966
City Sales Taxes-				
1961 Sales Tax	42,305	40,815	38,184	36,746
1985 Sales Tax	36,014	34,658	32,509	31,068
TIF Districts	1,157	1,118	981	796
City Sales Tax Total	79,476	76,591	71,674	68,610
Total Tax Revenues	\$ 153,630	\$ 145,960	\$ 139,442	\$ 135,579

Table VII

Fiscal Year Ended October 31,					
2009	2008	2007	2006	2005	2004
\$ 17,855	\$ 14,370	\$ 15,298	\$ 14,695	\$ 13,944	\$ 12,744
42,792	33,275	29,035	26,332	23,768	21,148
151	161	139	148	131	109
2,435	2,596	2,357	2,142	2,022	1,921
682	667	658	611	519	485
5,937	6,966	6,301	6,539	5,028	4,418
36,416	38,057	37,076	36,362	30,602	29,090
31,407	33,025	32,434	32,072	26,934	25,641
624	343	-	-	-	-
68,448	71,426	69,510	68,433	57,535	54,731
<u>\$ 132,363</u>	<u>\$ 122,495</u>	<u>\$ 116,997</u>	<u>\$ 112,361</u>	<u>\$ 97,920</u>	<u>\$ 91,138</u>

LAFAYETTE CITY-PARISH CONSOLIDATED GOVERNMENT
LAFAYETTE, LOUISIANA

ASSESSED AND ESTIMATED ACTUAL VALUE OF TAXABLE PROPERTY
(PER 1,000 of ASSESSED VALUE)
LAST TEN FISCAL YEARS
(Unaudited)

LAFAYETTE PARISH

Year	Residential Commercial Land	Residential Property	Commercial Property	Public Service
2003	\$151,994,430	\$433,116,457	\$457,320,431	\$61,554,260
2004	171,328,974	496,145,517	481,329,185	62,312,450
2005	181,252,490	524,105,319	516,152,495	64,488,850
2006	192,974,126	550,646,588	567,654,432	63,264,000
2007	206,164,889	579,485,586	619,717,715	62,782,680
2008	276,115,115	789,039,606	703,474,411	65,230,500
2009	280,285,202	822,113,500	749,585,243	65,366,660
2010	281,458,319	842,527,004	783,298,584	65,389,240
2011	285,757,222	863,409,152	776,886,861	66,165,640
2012	296,873,911	894,531,073	859,019,188	71,009,780

CITY OF LAFAYETTE

Assessment Year	Assessed Value	Estimated Actual Value	Ratio of Assessed to Estimated Actual Value
2003	\$ 692,764	N/A	N/A
2004	759,901	N/A	N/A
2005	800,696	N/A	N/A
2006	837,835	N/A	N/A
2007	881,017	N/A	N/A
2008	1,119,739	N/A	N/A
2009	1,159,581	N/A	N/A
2010	1,167,450	N/A	N/A
2011	1,218,675	N/A	N/A
2012	1,298,554	N/A	N/A

(1) The difference in total assessed value and total taxable value is due to a homestead exemption of \$75,000 this applies only to Lafayette Parish.

Note: The following are the assessment rates:

Land, net of homestead exemptions	10%
Residential, net of homestead exemptions	10%
All others	15%

Source: Lafayette Parish School System CAFR

Source: Lafayette Parish Tax Assessor-Abstract of Assessment/
Grand Recapitulation of the Assessment Roll

Table VIII

Agriculture	Total Assessed Value	Less Exempt Property	Total Taxable Value	Estimated Actual Value	Total Direct Tax Rate
\$2,876,089	\$1,106,861,667	\$275,859,430	\$ 831,002,237	\$7,731,168,150	96.49
2,648,073	1,213,764,199	288,630,372	925,133,827	8,505,518,283	98.11
2,587,986	1,288,587,140	295,643,875	992,943,265	9,031,412,253	98.54
2,509,305	1,377,048,451	301,960,704	1,075,087,747	9,671,383,822	98.54
2,485,637	1,470,636,507	311,232,977	1,159,403,530	10,081,193,933	98.96
2,489,091	1,836,348,723	333,918,537	1,502,430,186	12,736,135,507	98.38
2,455,171	1,919,805,776	339,485,535	1,580,320,241	13,305,595,350	98.72
2,442,892	1,975,116,039	345,680,685	1,629,435,354	13,677,849,363	98.32
2,416,669	1,994,635,544	350,895,141	1,643,740,403	13,817,045,663	98.46
2,191,128	2,123,625,080	355,651,988	1,767,973,082	14,680,985,463	96.91

Table IX

LAFAYETTE CITY-PARISH CONSOLIDATED GOVERNMENT

LAFAYETTE, LOUISIANA

PROPERTY TAX RATES
(PER \$1,000 OF ASSESSED VALUE)
DIRECT AND OVERLAPPING GOVERNMENTS
LAST TEN FISCAL YEARS
(Unaudited)

Fiscal Year	Lafayette City-Parish Consolidated Government										
	City of Lafayette			Lafayette Parish			Lafayette Parish School Board				
		Debt	Total		Debt	Total		Debt	Total		
	Operating	Service	City	Operating	Service	Parish	Operating	Service	School Board	Other	Total
	Millage	Millage	Millage	Millage	Millage	Millage	Millage	Millage	Millage		
2004	9.63	8.18	17.81	25.76	2.50	28.26	33.56	0.76	34.32	34.54	114.93
2005	9.63	8.18	17.81	25.76	2.50	28.26	33.56	0.72	34.28	33.95	114.30
2006	9.63	8.18	17.81	29.02	2.90	29.02	33.56	0.69	34.25	34.84	115.92
2007	9.63	8.18	17.81	26.12	3.50	29.62	33.04	0.52	33.56	34.84	115.83
2008	9.63	8.18	17.81	26.39	3.50	29.89	33.56	0.19	33.75	35.32	116.77
2009	9.63	8.18	17.81	26.56	3.50	30.06	33.75	-	33.75	34.76	116.38
2010	9.63	8.18	17.81	26.66	3.40	30.06	30.56	-	30.56	35.1	113.53
2011	9.63	8.18	17.81	26.66	3.00	29.66	33.56	-	33.56	35.5	116.53
2012	9.76	8.18	17.94	26.66	3.00	29.66	33.56	-	33.56	35.5	116.66
2013	9.76	8.18	17.94	26.61	3.00	29.61	33.56	-	33.56	34.14	115.25

LAFAYETTE CITY-PARISH CONSOLIDATED GOVERNMENT
LAFAYETTE, LOUISIANA

PARISH PROPERTY TAX RATES
(Per \$1,000 of Assessed Value)
LAST TEN FISCAL YEARS OF COLLECTION
(Unaudited)

	<u>2012</u>	<u>2011</u>	<u>2010</u>	<u>2009</u>	<u>2008</u>	<u>2007</u>	<u>2006</u>	<u>2005</u>	<u>2004</u>	<u>2003</u>
Parish Tax	3.05	3.05	3.05	3.05	3.05	3.05	3.05	3.05	3.05	3.05
Parish Tax (Exempted Municipalities)	1.52	1.52	1.52	1.52	1.52	1.52	1.52	1.52	1.52	1.52
Airport Maintenance	1.71	1.71	1.71	1.71	1.71	1.71	1.71	1.71	1.71	1.41
Courthouse & Jail Maintenance	2.34	2.34	2.34	2.34	2.25	2.25	2.25	2.25	2.25	2.25
Bridge and Maintenance	4.17	4.17	4.17	4.17	4.17	4.01	4.01	4.01	4.01	4.01
Health Unit	0.99	0.99	0.99	0.99	0.99	0.99	0.99	0.99	0.99	1.00
Juvenile Detention Home Maint	1.17	1.17	1.17	1.13	1.13	1.13	1.13	1.13	1.13	1.13
Drainage Maint	3.34	3.34	3.34	3.34	3.34	3.34	3.34	3.34	3.34	2.74
Teche Vermilion Fresh	1.50	1.26	1.26	1.26	1.48	1.00	1.00	1.00	1.00	1.00
Minimum Security Facility Maint	2.06	2.06	2.06	2.06	1.98	1.98	1.98	1.98	1.98	1.98
Public Improvement Bonds (B&I)	3.00	3.00	3.40	3.50	3.50	3.50	3.50	2.90	2.50	3.10
Mosquito Abatement	1.50	1.50	1.50	1.50	1.50	1.50	1.50	1.50	1.50	1.50
School Tax (Constitutional)	4.59	4.59	4.59	4.59	4.59	4.59	4.59	4.59	4.59	4.59
Special School Tax	7.27	7.27	7.27	7.27	7.27	7.27	7.27	7.27	7.27	7.27
Special School Impr Maint Op	5.00	5.00	5.00	5.00	5.00	5.00	5.00	5.00	5.00	5.00
School District #1 (B&I)	n/a	n/a	n/a	n/a	0.19	0.52	0.52	0.69	0.72	0.80
Law Enforcement District	16.79	16.79	16.79	16.79	16.79	16.79	16.79	16.79	16.79	16.79
School-1985 Operation	16.70	16.70	16.70	16.70	16.70	16.70	16.70	16.70	16.70	16.70
Assessment District	1.56	1.56	1.56	1.56	1.56	1.56	1.56	1.56	1.56	1.56
LEDA	1.92	1.92	1.92	1.58	1.92	1.92	1.92	1.92	1.79	1.92
Lafayette Parish Bayou										
Vermilion (B&I)	0.10	0.20	0.20	0.20	0.20	0.20	0.20	0.20	0.20	0.45
Lafayette Parish Bayou										
Vermilion Maint	0.75	0.75	0.75	0.75	0.75	0.75	0.75	0.75	0.75	0.75
Library	6.52	6.52	6.52	6.46	6.46	6.35	6.35	6.35	5.99	4.35
Sub-District of DDA	<u>10.91</u>	<u>10.91</u>	<u>10.91</u>	<u>10.91</u>	<u>10.91</u>	<u>10.91</u>	<u>10.91</u>	<u>10.91</u>	<u>10.15</u>	<u>10.36</u>
Total	<u>98.46</u>	<u>98.32</u>	<u>98.72</u>	<u>98.38</u>	<u>98.96</u>	<u>98.54</u>	<u>98.54</u>	<u>98.11</u>	<u>96.49</u>	<u>95.23</u>

Source: Lafayette Parish School System CAFR

Note: Does not include taxes levied within municipal boundaries.



Lafayette

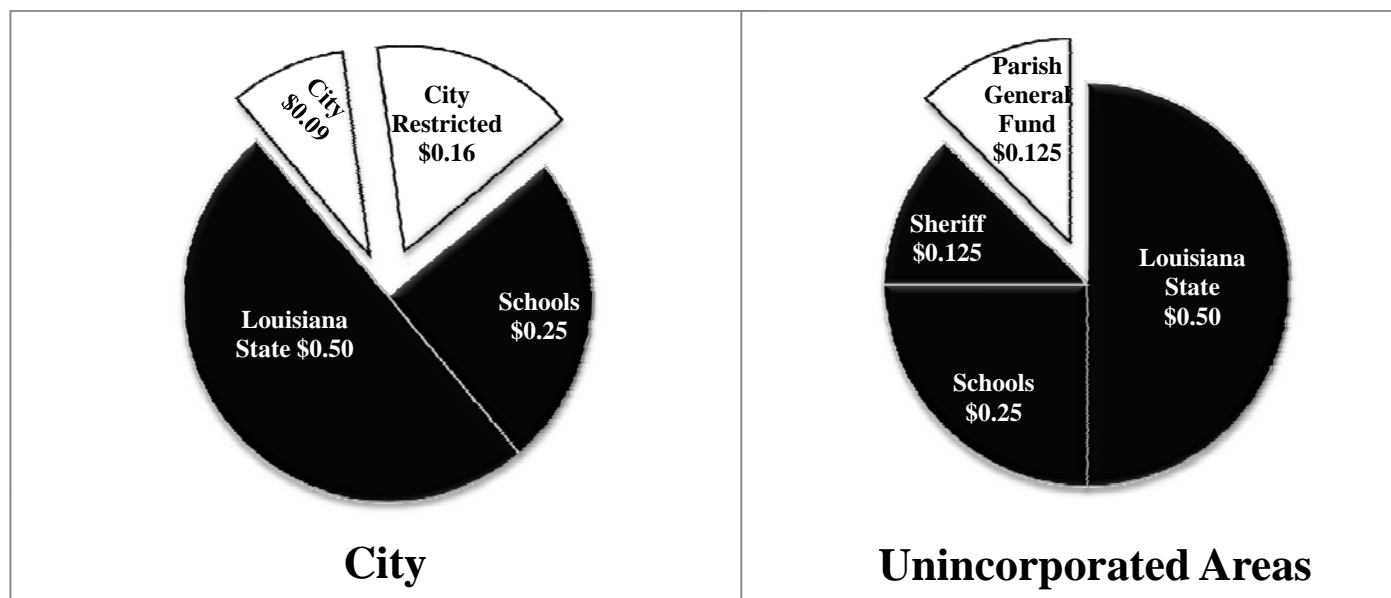
CONSOLIDATED GOVERNMENT

LAFAYETTE CITY-PARISH CONSOLIDATED GOVERNMENT
LAFAYETTE, LOUISIANA

GROSS SALES TAX REVENUE
LAST TEN FISCAL YEARS
(Unaudited)

Fiscal Year	City Sales Tax 1961 1%	City Sales Tax 1985 1%	TIF Districts 1%	Parish Sales Tax 1%	Total Sales Tax
2004	\$ 29,089,576	\$ 25,641,264	\$ -	\$ 4,418,487	\$59,149,327
2005	30,601,574	26,933,527	-	5,027,954	62,563,055
2006	36,361,502	32,071,918	-	6,538,824	74,972,244
2007	37,075,911	32,433,958	-	6,301,022	75,810,891
2008	38,057,298	33,025,413	343,076	6,966,245	78,392,032
2009	36,415,884	31,407,442	624,395	5,937,471	74,385,192
2010	36,745,809	31,067,606	796,286	4,965,904	73,575,605
2011	38,183,698	32,509,068	981,059	5,574,284	77,248,109
2012	41,012,701	34,780,237	1,116,752	6,128,364	83,038,054
2013	42,389,177	36,082,574	1,170,409	6,412,928	86,055,088

Source: Sales Tax Department



LAFAYETTE CITY-PARISH CONSOLIDATED GOVERNMENT
LAFAYETTE, LOUISIANA

PRINCIPAL TAXPAYERS - LAFAYETTE PARISH
CURRENT AND NINE YEARS AGO
(Unaudited)

Taxpayer	Type of Business	2012			2003		
		Assessed Value	Rank	Percent of Total Assessed Valuation	Assessed Value	Rank	Percent of Total Assessed Valuation
Franks Casing Crew & Rental Tools	Oilfield Service	\$ 30,698,765	1	1.54%	--	--	--
A T & T (Bell South & Subsidiary)	Communications	22,927,220	2	1.15%	27,902,750	1	2.52%
Petroleum Helicopters	Oilfield Service	20,827,421	3	1.04%	--	--	--
Schlumberger	Oilfield Service	19,359,218	4	0.97%	--	--	--
Stuller, Inc.	Manufacturing	17,269,091	5	0.87%	10,815,120	2	0.98%
Walmart/Sam's	Retail Services	13,759,107	6	0.69%	10,244,720	4	0.93%
Southwest Louisiana Electric(SLEMCO)	Utilities	12,988,530	7	0.65%	8,818,320	6	0.80%
Halliburton	Oilfield Services	12,646,715	8	0.63%	--	--	--
Offshore Energy	Oilfield Services	11,951,612	9	0.60%	--	--	--
Iberia Bank	Financial Services	11,639,079	10	0.59%	9,533,970	5	0.86%
Bank One Louisiana NA	Financial Services	--	--	--	10,772,150	3	0.97%
Cox Communications	Communications	--	--	--	6,064,250	7	0.55%
Baker Hughes Oil Field	Oilfield services	--	--	--	5,868,230	8	0.53%
Sperry Sun, Inc	Oilfield Services	--	--	--	5,484,100	9	0.50%
Columbia Hospitals	Medical	--	--	--	5,454,260	10	0.49%
Totals		<u>\$ 174,066,758</u>		<u>8.73%</u>	<u>\$ 57,780,910</u>		<u>9.13%</u>

Source: Lafayette Parish Assessor

Parish's total assessed value for 2011/12 \$ 1,994,635,544

LAFAYETTE CITY-PARISH CONSOLIDATED GOVERNMENT
LAFAYETTE, LOUISIANA

PROPERTY TAX LEVIES AND COLLECTIONS
LAST TEN FISCAL YEARS
(Unaudited)

	Total Tax Levy	Current Tax Collections	Percent of Current Taxes Collected	Delinquent Tax Collections	Total Tax Collections	Percent of Total Tax Collections to Total Tax Levy	Outstanding Delinquent Taxes (1)	Percent of Delinquent Taxes to Total Tax Levy
City of Lafayette (Dollars in thousands)-								
2004	\$ 12,762	\$ 12,714	99.62%	\$ 30	\$ 12,744	99.86%	\$ 376	2.95%
2005	13,984	13,926	99.59%	18	13,944	99.71%	416	2.97%
2006	14,701	14,632	99.53%	62	14,694	99.95%	422	2.87%
2007	15,365	15,287	99.49%	11	15,298	99.56%	489	3.18%
2008	16,080	16,017	99.61%	30	16,047	99.79%	522	3.25%
2009	19,976	19,879	99.51%	60	19,939	99.81%	563	2.82%
2010	20,803	20,703	99.52%	26	20,729	99.64%	637	3.06%
2011	20,944	20,827	99.44%	113	20,940	99.98%	641	3.06%
2012	21,841	21,728	99.48%	30	21,758	99.62%	627	2.87%
2013	23,383	23,201	99.22%	25	23,226	99.33%	697	2.98%
Lafayette Parish (Dollars in thousands)-								
2004	\$ 21,362	\$ 21,022	98.41%	\$ 77	\$ 21,099	98.77%	\$ 3,113	14.57%
2005	23,784	23,538	98.97%	135	23,673	99.53%	3,224	13.56%
2006	26,294	26,141	99.42%	86	26,227	99.75%	3,291	12.52%
2007	29,141	28,863	99.05%	79	28,942	99.32%	3,490	11.98%
2008	31,763	31,423	98.93%	32	31,455	99.03%	3,766	11.86%
2009	41,259	40,600	98.40%	39	40,639	98.50%	4,387	10.63%
2010	43,401	42,735	98.47%	105	42,840	98.71%	4,947	11.40%
2011	44,118	43,225	97.98%	93	43,318	98.19%	1,564	3.55%
2012	44,461	43,927	98.80%	230	44,157	99.32%	764	1.72%
2013	47,726	47,187	98.87%	79	47,266	99.04%	460	0.96%

LAFAYETTE CITY-PARISH CONSOLIDATED GOVERNMENT
LAFAYETTE, LOUISIANA

SUMMARY OF AD VALOREM TAX
ASSESSMENTS AND COLLECTIONS

Year Ended October 31, 2013
(Unaudited)

	City of Lafayette			Lafayette Parish	
	<u>TOTAL</u>	<u>General Fund *</u>	<u>Recreation & Parks Fund</u>	<u>TOTAL</u>	<u>Parish General Fund</u>
Total assessed valuation- 2012 roll :					
Original roll	\$ 1,303,420,762			\$ 1,767,973,082	
Homestead exemption	-			(355,651,998)	
Additions to roll	4,483,711			-	
Deletions from roll	(9,350,266)			-	
Net tax roll	<u>\$ 1,298,554,207</u>			<u>\$ 1,412,321,084</u>	
Millage	17.94	16.02	1.92	29.61	4.57
Taxes levied	\$ 23,296,062	\$ 20,802,838	\$ 2,493,224	\$ 47,726,466	\$ 3,456,171
Collection of prior year taxes	<u>25,125</u>	<u>22,723</u>	<u>2,402</u>	<u>-</u>	<u>-</u>
	23,321,187	20,825,561	2,495,626	47,726,466	3,456,171
Taxes collected	<u>23,225,618</u>	<u>20,740,220</u>	<u>2,485,398</u>	<u>47,187,010</u>	<u>3,414,355</u>
Taxes receivable - 2012 roll	95,569	85,341	10,228	539,456	41,816
Prior years' rolls	<u>601,529</u>	<u>525,420</u>	<u>76,109</u>	<u>-</u>	<u>-</u>
Total taxes receivable, October 31, 2013	<u>\$ 697,098</u>	<u>\$ 610,761</u>	<u>\$ 86,337</u>	<u>\$ 539,456</u>	<u>\$ 41,816</u>
	<u>Mills</u>				
* General alimony tax	5.42				
Street maintenance tax	1.29				
Maintenance of public buildings	1.13				
Maintenance and operation of fire and police departments	8.18				
Total	<u>16.02</u>				

Table XIV

Lafayette Parish								
Road & Bridge <u>Maint.</u>	Parishwide Drainage <u>Maint.</u>	Adult Correctional Facility <u>Maint.</u>	Lafayette Parish Public Library	Courthouse and Jail <u>Maint.</u>	Juvenile Detention Home <u>Maint.</u>	Health Unit <u>Maint.</u>	Debt Service Contingency	Mosquito Control
4.17	3.34	2.06	6.52	2.34	1.17	0.94	3.00	1.50
\$ 7,372,461	\$ 5,905,039	\$ 3,642,031	\$ 11,527,211	\$ 4,137,066	\$ 2,068,540	\$ 1,661,904	\$ 5,303,938	\$ 2,652,105
-	-	-	-	-	-	-	-	-
7,372,461	5,905,039	3,642,031	11,527,211	4,137,066	2,068,540	1,661,904	5,303,938	2,652,105
7,288,875	5,838,089	3,600,739	11,396,519	4,090,148	2,045,089	1,643,061	5,248,097	2,622,038
83,586	66,950	41,292	130,692	46,918	23,451	18,843	55,841	30,067
-	-	-	-	-	-	-	-	-
\$ 83,586	\$ 66,950	\$ 41,292	\$ 130,692	\$ 46,918	\$ 23,451	\$ 18,843	\$ 55,841	\$ 30,067

LAFAYETTE CITY-PARISH CONSOLIDATED GOVERNMENT
LAFAYETTE, LOUISIANA

CALCULATION OF LEGAL GENERAL OBLIGATION DEBT MARGIN
(Unaudited)

City of Lafayette					
Fiscal		Any	Aggregate	Debt	Legal
Year	Assessed Value	One	All	Outstanding	Debt
		Purpose	Purpose		Margin
2004	\$ 716,544,454	\$ 71,654,445	\$250,790,559	\$ -	\$250,790,559
2005	785,154,517	78,515,452	274,804,081	-	274,804,081
2006	825,433,861	82,543,386	288,901,851	-	288,901,851
2007	862,702,918	86,270,292	301,946,021	-	301,946,021
2008	902,868,405	90,286,841	316,003,942	-	316,003,942
2009	1,119,738,724	111,973,872	391,908,553	-	391,908,553
2010	1,159,581,267	115,958,127	405,853,443	-	405,853,443
2011	1,167,449,766	116,744,977	408,607,418	-	408,607,418
2012	1,218,675,373	121,867,537	426,536,381	-	426,536,381
2013	1,298,554,207	129,855,421	454,493,972	-	454,493,972

Lafayette Parish					
Fiscal		Any	Aggregate	Debt	Legal
Year	Assessed Value	One	All	Outstanding	Debt
		Purpose	Purpose		Margin
2004	\$ 1,106,861,667	\$110,686,167	no limit	\$40,446,000	no limit
2005	1,213,764,199	121,376,420	no limit	53,693,000	no limit
2006	1,288,587,140	128,858,714	no limit	51,980,000	no limit
2007	1,377,048,451	137,704,845	no limit	50,265,000	no limit
2008	1,470,636,507	147,063,651	no limit	48,890,000	no limit
2009	1,836,348,723	183,634,872	no limit	47,430,000	no limit
2010	1,919,805,776	191,980,578	no limit	45,890,000	no limit
2011	1,975,116,139	197,511,614	no limit	69,475,000	no limit
2012	1,994,635,544	199,463,554	no limit	66,715,000	no limit
2013	1,412,321,084	141,232,108	no limit	64,245,000	no limit

Louisiana Revised Statutes limit the Parish's General Obligation bonded debt for other purposes to 10% of the assessed valuation of the taxable property for a single purpose with no limit on the number of purposes. The City may issue general obligation bonded debt in excess of 10% of the assessed valuation of the taxable property for any single purpose provided that the aggregate for all such purposes (determined at the time of issuance of the bonds) does not exceed 35% of the assessed valuation of the taxable property of the City.

LAFAYETTE CITY-PARISH CONSOLIDATED GOVERNMENT
LAFAYETTE, LOUISIANA

OUTSTANDING DEBT BY TYPE
LAST TEN FISCAL YEARS
(IN THOUSANDS)
(Unaudited)

Fiscal Year	Governmental Activities					
	City			Parish		
	Sales Tax	Taxable	Certificates of	General	Certificates of	
	Revenue	Refunding		Obligation	Indebtedness	
	Bonds	Bonds	Indebtedness			
2004	\$ 297,890	\$ 47,930	\$ -	\$ 40,446	\$ -	
2005	309,520	46,810	-	53,693	-	
2006	295,110	45,660	-	51,980	-	
2007	296,670	44,465	-	49,115	1,150	
2008	279,520	43,225	-	47,800	1,090	
2009	323,070	41,940	-	46,405	1,025	
2010	308,245	40,600	-	44,935	955	
2011	319,395	39,200	6,000	68,595	880	
2012	305,855	41,235	5,705	66,715	-	
2013	305,400	39,575	5,400	64,245	-	

Fiscal Year	Business Type		Primary Government			
	Utilities	Communications	Total	Percentage	Per	Personal
	Revenue	Revenue	Outstanding	of Personal	Capita	Income
	Bonds	Bonds	Debt	Income		
2004	\$ 202,335	\$ -	\$ 588,601	9.33%	\$ 3,006	\$6,311,947
2005	201,256	-	611,279	8.63%	3,099	7,084,294
2006	200,189	-	592,939	7.38%	3,006	8,035,330
2007	199,091	114,099	704,589	8.14%	3,463	8,659,521
2008	197,950	114,010	683,595	6.92%	3,271	9,874,121
2009	196,772	113,829	723,041	7.74%	3,413	9,335,955
2010	195,555	113,639	703,929	7.07%	3,177	9,949,575
2011	284,063	110,250	828,382	7.84%	3,739	10,559,817
2012	274,935	118,490	812,935	7.08%	3,669	11,476,665
2013	249,220	115,040	778,880	N/A	3,471	N/A

LAFAYETTE CITY-PARISH CONSOLIDATED GOVERNMENT
LAFAYETTE, LOUISIANA

RATIO OF NET GENERAL OBLIGATION DEBT TO
ASSESSED VALUE AND NET GENERAL OBLIGATION DEBT PER CAPITA
(Unaudited)

Lafayette Parish:		Assessed	Gross	Debt Service	Net	Bonded Debt	Net General
Fiscal	Population (2)	Value (1)	General	Monies	General	to Assessed	Bonded
Year		(in thousands)	Obligation	Available	Obligation	Value	Debt per
			Bonds		Bonds		Capita
2004	195,800	\$ 831,003	\$40,446,000	\$ 1,601,870	\$38,844,130	4.67%	\$198
2005	197,268	925,134	53,693,000	1,315,493	52,377,507	5.66%	266
2006	197,268	992,943	51,980,000	787,995	51,192,005	5.16%	260
2007	203,462	1,075,097	50,265,000	1,000,132	49,264,868	4.58%	242
2008	208,981	1,159,403	48,890,000	1,479,768	47,410,232	4.09%	227
2009	211,827	1,502,430	47,430,000	3,032,049	44,397,951	2.96%	210
2010	221,578	1,580,320	45,890,000	4,530,453	41,359,547	2.62%	187
2011	221,578	1,629,435	69,475,000	4,368,651	65,106,349	4.00%	294
2012	224,390	1,643,740	66,715,000	3,807,789	62,907,211	3.83%	280
2013	226,110	1,412,321	64,245,000	3,668,442	60,576,558	4.29%	268

Notes:

(1) Assessed value is net after adjustments.

(2) Estimate - Louisiana Tech survey, College of Administration and Business, Research Division

LAFAYETTE CITY-PARISH CONSOLIDATED GOVERNMENT
LAFAYETTE, LOUISIANA

COMPUTATION OF DIRECT AND OVERLAPPING DEBT
October 31, 2013
(Unaudited)

<u>Governmental Unit</u>	<u>Debt Outstanding</u>	<u>Estimated Percentage Applicable</u>	<u>Amount Applicable to Primary Government</u>
Direct:			
Lafayette Parish Government	\$ 64,245,000	100%	\$ 64,245,000
City of Lafayette	350,375,000	100%	350,375,000
Total Direct:	<u>414,620,000</u>		<u>414,620,000</u>
Overlapping:			
Bayou Vermilion District	1,435,000	100%	1,435,000
Lafayette Parish School Board	101,587,513	100%	101,587,513
Total Overlapping:	<u>103,022,513</u>		<u>103,022,513</u>
Underlying:			
City of Broussard	40,260,852	3.60%	1,448,508
City of Carencro	2,025,000	3.49%	70,760
City of Scott	10,000,000	3.86%	385,609
Town of Youngsville	34,545,000	4.28%	1,476,921
Total Underlying:	<u>86,830,852</u>		<u>3,381,797</u>
Total overlapping debt			106,404,310
City of Lafayette/Lafayette Parish direct debt			414,620,000
Total Direct and Overlapping Debt			<u><u>\$ 521,024,310</u></u>
<u>Population</u>			
City of Lafayette	123,973	54.83%	
City of Broussard	8,135	3.60%	
City of Carencro	7,901	3.49%	
City of Duson	1,485	0.66%	
City of Scott	8,719	3.86%	
Town of Youngsville	9,667	4.28%	
Unincorporated Parish	66,230	29.29%	
Lafayette Parish	<u><u>226,110</u></u>		

The percentage of overlapping debt applicable is estimated using population. Application percentages were estimated by determining the portion of Municipalities population within the Parish's boundaries and dividing it by the Parish's total population

LAFAYETTE CITY-PARISH CONSOLIDATED GOVERNMENT
LAFAYETTE, LOUISIANA

RATIO OF SALES TAX DEBT COVERAGE
LAST TEN FISCAL YEARS
(Unaudited)

City of Lafayette:

Fiscal Year	Sales Tax Revenue	Less Operating Expenses	Net Available Revenue	Debt Service			Debt Coverage
				Principal	Interest	Total	
2004	\$54,730,842	\$ -	\$54,730,842	\$15,170,000	\$13,921,420	\$29,091,420	1.88
2005	57,535,103	-	57,535,103	16,045,000	14,440,354	30,485,354	1.89
2006	68,433,420	-	68,433,420	16,890,000	13,111,038	30,001,038	2.28
2007	69,509,870	-	69,509,870	17,150,000	13,488,641	30,638,641	2.27
2008	71,425,787	-	71,425,787	18,000,000	12,633,811	30,633,811	2.33
2009	68,447,720	-	68,447,720	14,825,000	15,304,346	30,129,346	2.27
2010	68,609,703	-	68,609,703	16,490,000	15,045,060	31,535,060	2.18
2011	71,673,825	-	71,673,825	14,780,000	14,956,364	29,736,364	2.41
2012	76,590,968	-	76,590,968	16,145,000	14,434,017	30,579,017	2.50
2013	79,476,007	-	79,476,007	17,155,000	14,434,017	31,589,017	2.52

LAFAYETTE CITY-PARISH CONSOLIDATED GOVERNMENT
LAFAYETTE, LOUISIANA

**RATIO OF ANNUAL DEBT SERVICE EXPENDITURES FOR GENERAL BONDED DEBT
TO TOTAL GENERAL EXPENDITURES
LAST TEN FISCAL YEARS
(Unaudited)**

<u>Fiscal Year</u>	<u>Principal</u>	<u>Interest</u>	<u>Payments To Escrow</u>	<u>Total Debt Service (1)</u>	<u>Total General Expenditures (2)</u>	<u>Ratio Of Debt Service To Total General Expenditures</u>
2004	\$15,559,000	\$16,863,513	\$ 396,245	\$32,818,758	\$ 131,848,531	24.89%
2005	17,643,000	18,288,655	640,610	36,572,265	140,323,080	26.06%
2006	18,908,000	19,522,944	292,507	38,723,451	149,988,592	25.82%
2007	19,800,000	17,895,958	235,702	37,931,660	149,053,650	25.45%
2008	19,765,000	22,540,707	-	42,305,707	168,045,369	25.18%
2009	20,745,000	17,413,735	-	38,158,735	171,199,720	22.29%
2010	17,705,000	20,460,523	-	38,165,523	175,205,238	21.78%
2011	20,320,000	20,620,451	-	40,940,451	195,981,280	20.89%
2012	18,265,000	18,467,407	-	36,732,407	187,603,034	19.58%
2013	20,580,000	19,888,921	-	40,468,921	203,626,006	19.87%

Notes:

- (1) Total Debt Service includes general obligation bonds and certificates of indebtedness (including sales tax and special assessment bonds).
- (2) Includes General, Special Revenue and Debt Service Funds.

LAFAYETTE CITY-PARISH CONSOLIDATED GOVERNMENT
LAFAYETTE, LOUISIANA

REVENUE BOND COVERAGE
ELECTRIC, WATER AND SEWER BONDS
LAST TEN FISCAL YEARS
(Unaudited)

Fiscal Year	Gross Revenue	Direct Operating Expenses (1)	Net Revenue Available For Debt Service	Debt Service Requirement			Coverage
				Principal	Interest	Total	
2004	\$173,244,437	\$ 152,788,317	\$20,456,120	\$ -	\$ 7,100,273	\$ 7,100,273	2.88
2005	217,281,783	193,162,466	24,119,317	-	9,710,573	9,710,573	2.48
2006	210,375,487	171,014,808	39,360,679	-	9,698,183	9,698,183	4.06
2007	206,452,704	175,160,039	31,292,665	-	9,847,968	9,847,968	3.18
2008	231,933,381	203,198,361	28,735,020	-	9,649,209	9,649,209	2.98
2009	206,116,170	188,436,059	17,680,111	-	9,751,496	9,751,496	1.81
2010	212,307,184	192,465,617	19,841,567	-	4,858,628	4,858,628	4.08
2011	238,036,061	200,040,815	37,995,246	-	6,868,434	6,868,434	5.53
2012	221,174,572	187,729,301	33,445,271	-	8,847,745	8,847,745	3.78
2013	233,269,740	190,547,028	42,722,712	-	8,139,223	8,139,223	5.25

Note:

(1) Excludes depreciation and amortization.

LAFAYETTE CITY-PARISH CONSOLIDATED GOVERNMENT

LAFAYETTE, LOUISIANA

DEMOGRAPHIC STATISTICS

LAST TEN FISCAL YEARS

(Unaudited)

Fiscal Year	City of Lafayette				Lafayette Parish				Public Schools (3)	
	Estimated Population (4)	Estimated Per Capita Income (1)	Median Unemployment Age (2)	Median Unemployment Rate (1)	Estimated Population (4)	Estimated Per Capita Income (1)	Median Unemployment Age (2)	Median Unemployment Rate (1)	Enrollment	Attendance
2004	116,613	N/A	N/A	4.2	195,800	32,604	N/A	3.5	30,038	28,302
2005	117,653	N/A	N/A	8.2	197,268	34,164	N/A	8.5	29,112	27,429
2006	119,089	N/A	N/A	3.5	197,268	37,648	N/A	3.4	30,948	29,249
2007	120,835	N/A	N/A	2.3	203,462	40,924	N/A	2.2	30,474	28,962
2008	123,326	39,260	N/A	3.7	208,981	42,172	N/A	3.5	29,880	28,260
2009	124,153	40,678	N/A	5.5	211,827	41,236	N/A	5.8	30,164	30,164
2010	120,623	40,190	N/A	5.6	221,578	43,062	N/A	6.2	30,218	28,375
2011	120,623	40,190	N/A	4.5	221,578	43,680	N/A	4.6	30,451	28,928
2012	122,130	40,190	34.5	3.7	224,390	N/A	34.1	3.5	32,834	31,192
2013	125,757	N/A	34.5	3.3	229,080	47,060	34.1	3.2	30,583	29,084

NOTES:

- (1) Louisiana Department of Labor
- (2) Lafayette Economic Development Authority
- (3) Louisiana Department of Education
- (4) Louisiana Department of the Treasury



Lafayette

CONSOLIDATED GOVERNMENT

LAFAYETTE CITY-PARISH CONSOLIDATED GOVERNMENT
LAFAYETTE, LOUISIANA

PROPERTY VALUE and CONSTRUCTION (1)
LAST TEN FISCAL YEARS
(Unaudited)

Fiscal Year		New Commercial Construction		New Residential Construction	
		<u>Number of Permits</u>	<u>Value (in Thousands)</u>	<u>Number of Permits</u>	<u>Value (in Thousands)</u>
2004	(2)	97	75,129	881	138,615
2005	(2)	95	79,026	863	130,339
2006	(2)	100	88,519	1,077	145,517
2007	(2)	113	136,137	1,128	161,622
2008	(2)	104	95,550	776	104,270
2009	(2)	64	168,312	741	89,723
2010	(2)	49	67,102	856	133,416
2011	(2)	57	31,984	708	83,820
2012	(2)	53	167,339	745	61,181
2013	(2)	63	64,639	784	196,603

Notes:

(1) Totals are for the City and Parish of Lafayette.

(2) Planning, Zoning and Codes Department

LAFAYETTE CITY-PARISH CONSOLIDATED GOVERNMENT
LAFAYETTE, LOUISIANA

PRINCIPAL EMPLOYERS
CURRENT AND EIGHT YEARS AGO

Employer	2013			2005		
	Employees	Rank	% of Total Employment	Employees	Rank	% of Total Employment
Lafayette Parish School System	4,538	1	8.01%	4,500	1	4.53%
Lafayette General Health	2,684	2	4.74%	1,700	6	1.71%
Lafayette Consolidated Government	2,379	3	4.20%	1,589	8	1.60%
Wood Group Production Services	2,318	4	4.09%	-	-	-
Schlumberger	1,988	5	3.51%	-	-	-
University Of Louisiana-Lafayette	1,956	6	3.45%	1,800	4	1.81%
Wal-Mart Stores Inc.	1,569	7	2.77%	1,648	7	1.66%
Baker Hughes	1,523	8	2.69%	-	-	-
Our Lady of Lourdes Reg Med Ctr	1,493	9	2.64%	1,900	3	1.91%
WHC Inc	1,440	10	2.54%	-	-	-
The Ace Group	-	-	-	2,900	2	2.92%
Halliburton Energy Services	-	-	-	1,450	10	1.46%
Cingular Wireless	-	-	-	1,500	9	1.51%
Stuller Inc.	-	-	-	1,720	5	1.73%

Total of employees in Lafayette Parish for 2013 56,624

Source: Lafayette Economic Development Authority

Note: Data from nine years ago is not available. The 2005 information is the oldest data that was available.

LAFAYETTE CITY-PARISH CONSOLIDATED GOVERNMENT
LAFAYETTE, LOUISIANA

SPECIAL ASSESSMENT BILLINGS AND COLLECTIONS
LAST TEN FISCAL YEARS
(Unaudited)

Fiscal <u>Year</u>	Special Assessment <u>Billings (1)</u>	Special Assessments <u>Earned</u>
2004	-	-
2005	-	-
2006	-	-
2007	-	-
2008	1,099,098	213,768
2009	-	175,349
2010	202,220	191,046
2011	-	249,998
2012	-	105,111
2013	-	82,453

Note:

(1) Includes assessments due currently and deferred

LAFAYETTE CITY-PARISH CONSOLIDATED GOVERNMENT
LAFAYETTE, LOUISIANA

BUDGETED POSITION EMPLOYEES
BY FUND/DEPARTMENT
LAST TEN FISCAL YEARS
(Unaudited)

	Fiscal Year			
	2013	2012	2011	2010
City General Fund Positions				
Office of Finance & Management	68	70	N/A	N/A
Elected Officials	105	106	N/A	N/A
Information Services and Technology	41	44	N/A	N/A
Police Department	316	332	N/A	N/A
Fire Department	246	255	N/A	N/A
Public Works	182	214	N/A	N/A
Planning, Zoning, and Development	2	8	N/A	N/A
Community Development Department	9	12	N/A	N/A
Municipal Civil Service	6	6	N/A	N/A
Police and Fire Civil Service	1	1	N/A	N/A
Total City General Fund Positions	976	1,048	N/A	N/A
Parish General Fund Positions				
Justice of the Peace & Constables	18	18	N/A	N/A
District Attorney	20	20	N/A	N/A
District Court-Judges	13	13	N/A	N/A
Registrar of Voters	7	7	N/A	N/A
Program Administration	3	3	N/A	N/A
Total Parish General Fund Positions	61	61	N/A	N/A
Special and Other Fund Positions (Including Grants)				
Animal Control	16	18	N/A	N/A
Juvenile Detention	25	24	N/A	N/A
Coroner	4	4	N/A	N/A
District Court-Judges	9	9	N/A	N/A
District Attorney	48	47	N/A	N/A
District Attorney-Criminal Non-support	14	14	N/A	N/A
Parks and Recreation	116	118	N/A	N/A
Community Development Department	30	34	N/A	N/A
Public Works	158	161	N/A	N/A
Planning, Zoning, and Development	48	49	N/A	N/A
Utilities Department	472	465	N/A	N/A
Communications System	55	62	N/A	N/A
Group Insurance	5	5	N/A	N/A
Printing	4	4	N/A	N/A
Health Unit	3	3	N/A	N/A
Library	112	112	N/A	N/A
Grants	81	76	N/A	N/A
Total Special and Other Fund Positions	1,200	1,205	N/A	N/A
Total All Funds	2,237	2,314	2,316	2,329

Table XXVI

[illegible]

LAFAYETTE CITY-PARISH CONSOLIDATED GOVERNMENT
LAFAYETTE, LOUISIANA

MISCELLANEOUS STATISTICAL DATA
(Unaudited)

Date of incorporation	1996
Form of government	President-Council
Number of employees (excluding police and fire)	1,741
Number of employees (other agencies)	204
Number of employees (fire and police)	640
Area in square miles	277
<u>Lafayette City-Parish Consolidated Government facilities and services:</u>	
Miles of streets	1,028
Miles of drainage coulees	850
Number of bridges	392
Number of street lights	16,918
<u>Culture and Recreation:</u>	
Community centers	10
Parks	35
Park acreage	1,292
Golf courses	3
Swimming pools	4
Tennis courts	55
Ball fields	120
<u>Library:</u>	
Locations	10
Items checked out	1,863,903
Number of reference inquiries	111,081
Computer uses	368,293
Visits to a library	848,028
<u>Fire protection:</u>	
Number of stations	13
Number of Volunteer Fire Departments	7
Number of personnel and officers	299
Number of calls answered	7,734
Number of inspections conducted	1,238
<u>Police protection:</u>	
Number of stations	2
Number of personnel and officers	296
Number of patrol units	193
Number of law violations:	
Physical arrests	14,460
Traffic violations	23,078
Parking violations	13,226
<u>Electric System:</u>	
Miles of transmission lines	45
Miles of distribution lines	954
Number of meters in service	65,017
Daily average consumption in kilowatt hours	5,676,208
Maximum capacity of plants in kilowatts	485,000
<u>Sewerage system:</u>	
Miles of sanitary sewers	621
Number of treatment plants	4
Number of service connections	42,476
Daily average treatment in gallons	14,950,000
Maximum daily capacity of treatment plant in gallons	18,500,000
<u>Water system:</u>	
Miles of water mains	899
Number of service connections	54,405
Number of fire hydrants	6,189
Daily average consumption in gallons	22,000,000
Maximum daily capacity of plant in gallons	50,000,000

Single Audit Section

KOLDER, CHAMPAGNE, SLAVEN & COMPANY, LLC

CERTIFIED PUBLIC ACCOUNTANTS

OFFICES

C. Burton Kolder, CPA*
Russell F. Champagne, CPA*
Victor R. Slaven, CPA*
Gerald A. Thibodeaux, Jr., CPA*
Robert S. Carter, CPA*
Arthur R. Mixon, CPA*
Penny Angelle Scruggins, CPA
Christine C. Doucet, CPA
Wanda F. Arcement, CPA, CVA

Stephen J. Anderson, CPA
Cheryl L. Bartley, CPA
Bryan K. Joubert, CPA
Matthew E. Margaglio, CPA
Allen J. LaBry, CPA
Albert R. Leger, CPA, PFS, CSA*
Marshall W. Guidry, CPA
Stephen R. Moore, Jr., CPA, PFS, CFP®, ChFC®
James R. Roy, CPA
Robert J. Metz, CPA
Alan M. Taylor, CPA
Kelly M. Doucet, CPA
Mandy B. Self, CPA
Paul L. Delcambre, Jr., CPA
Kristin B. Dauzat, CPA
Jane R. Hebert, CPA
W. Jeffrey Lowry, CPA
Brad E. Kolder, CPA, JD
Casey L. Ardoin, CPA
Deidre L. Stock, CPA
Karen V. Fontenot, CPA

* A Professional Accounting Corporation

183 South Beadle Rd.
Lafayette, LA 70508
Phone (337) 232-4141
Fax (337) 232-8660

450 East Main Street
New Iberia, LA 70560
Phone (337) 367-9204
Fax (337) 367-9208

113 East Bridge St.
Breaux Bridge, LA 70517
Phone (337) 332-4020
Fax (337) 332-2867

200 South Main Street
Abbeville, LA 70510
Phone (337) 893-7944
Fax (337) 893-7946

1234 David Dr. Ste 203
Morgan City, LA 70380
Phone (985) 384-2020
Fax (985) 384-3020

1013 Main Street
Franklin, LA 70538
Phone (337) 828-0272
Fax (337) 828-0290

434 East Main Street
Ville Platte, LA 70586
Phone (337) 363-2792
Fax (337) 363-3049

133 East Waddil St.
Marksville LA 71351
Phone (318) 253-9252
Fax (318) 253-8681

332 West Sixth Avenue
Oberlin, LA 70655
Phone (337) 639-4737
Fax (337) 639-4568

1428 Metro Drive
Alexandria, LA 71301
Phone (318) 442-4421
Fax (318) 442-9833

WEB SITE
WWW.KCSRCPAS.COM

Retired:
Conrad O. Chapman, CPA* 2008

INDEPENDENT AUDITORS' REPORT ON INTERNAL CONTROL OVER FINANCIAL REPORTING AND ON COMPLIANCE AND OTHER MATTERS BASED ON AN AUDIT OF FINANCIAL STATEMENTS PERFORMED IN ACCORDANCE WITH *GOVERNMENT AUDITING STANDARDS*

To the Lafayette City-Parish
Council of Lafayette, Louisiana

We have audited, in accordance with the auditing standards generally accepted in the United States of America and the standards applicable to financial audits contained in *Government Auditing Standards* issued by the Comptroller General of the United States, the financial statements of the governmental activities, the business-type activities, the aggregate discretely presented component units, each major fund, and the aggregate remaining fund information of the Lafayette City-Parish Consolidated Government, (the Government) as of and for the year ended October 31, 2013, and the related notes to the financial statements, which collectively comprise the Government's basic financial statements and have issued our report thereon dated April 21, 2014.

Internal Control Over Financial Reporting

In planning and performing our audit, we considered the Government's internal control over financial reporting (internal control) to determine the audit procedures that are appropriate in the circumstances for the purpose of expressing our opinions on the financial statements, but not for the purpose of expressing an opinion on the effectiveness of the Government's internal control.

A *deficiency in internal control* exists when the design or operation of a control does not allow management or employees, in the normal course of performing their assigned functions, to prevent, or detect and correct, misstatements on a timely basis. A *material weakness* is a deficiency, or a combination of deficiencies, in internal control such that there is a reasonable possibility that a material misstatement of the entity's financial statements will not be prevented, or detected and corrected on a timely basis. A *significant deficiency* is a deficiency, or a combination of deficiencies, in internal control that is less severe than a material weakness, yet important enough to merit attention by those charged with governance.

Our consideration of internal control was for the limited purpose described in the first paragraph of this section and was not designed to identify all deficiencies in internal control that might be material weaknesses or significant deficiencies and therefore, material weaknesses or significant deficiencies may exist that were not identified. Given these limitations, during our audit we did not identify any deficiencies in internal control that we consider to be material weaknesses. However, material weaknesses may exist that have not been identified. We did identify certain deficiencies in internal control, described in the accompanying summary schedule of current and prior year audit findings and corrective action plan as items 13-02(IC) and 12-03(IC) to be significant deficiencies.

Compliance and Other Matters

As part of obtaining reasonable assurance about whether the Government's financial statements are free of material misstatement, we performed tests of its compliance with certain provisions of laws, regulations, contracts, and grant agreements, noncompliance with which could have a direct and material effect on the determination of financial statement amounts. However, providing an opinion on compliance with those provisions was not an objective of our audit, and accordingly, we do not express such an opinion. The results of our tests disclosed an instance of noncompliance or other matters that are required to be reported under *Government Auditing Standards* and which are described in the accompanying summary schedule of current and prior year audit findings and corrective action plan as item 13-01(C).

We noted certain matters that we reported to management of the Government in a separate letter dated April 21, 2014.

The Government's Responses to Findings

The Government's responses to the findings identified in our audit are described in the accompanying summary schedule of current and prior year audit findings and corrective action plan. We did not audit the Government's response and, accordingly, we express no opinion on it.

Purpose of this Report

The purpose of this report is solely to describe the scope of our testing of internal control and compliance and the results of that testing, and not to provide an opinion on the effectiveness of the entity's internal control or on compliance. The report is an integral part of an audit performed in accordance with *Government Auditing Standards* in considering the entity's internal control and compliance. Accordingly, this communication is not suitable for any other purpose. However, this report is a matter of public record and its distribution is not limited.

Kolder, Champagne, Slaven & Company, LLC

Certified Public Accountants

Lafayette, Louisiana
April 21, 2014

KOLDER, CHAMPAGNE, SLAVEN & COMPANY, LLC

CERTIFIED PUBLIC ACCOUNTANTS

OFFICES

C. Burton Kolder, CPA*
Russell F. Champagne, CPA*
Victor R. Slaven, CPA*
Gerald A. Thibodeaux, Jr., CPA*
Robert S. Carter, CPA*
Arthur R. Mixon, CPA*
Penny Angelle Scruggins, CPA
Christine C. Doucet, CPA
Wanda F. Arcement, CPA, CVA

Stephen J. Anderson, CPA
Cheryl L. Bartley, CPA
Bryan K. Joubert, CPA
Matthew E. Margaglio, CPA
Allen J. LaBry, CPA
Albert R. Leger, CPA, PFS, CSA*
Marshall W. Guidry, CPA
Stephen R. Moore, Jr., CPA, PFS, CFP®, ChFC®
James R. Roy, CPA
Robert J. Metz, CPA
Alan M. Taylor, CPA
Kelly M. Doucet, CPA
Mandy B. Self, CPA
Paul L. Delcambre, Jr., CPA
Kristin B. Dauzat, CPA
Jane R. Hebert, CPA
W. Jeffrey Lowry, CPA
Brad E. Kolder, CPA, JD
Casey L. Ardoin, CPA
Deidre L. Stock, CPA
Karen V. Fontenot, CPA

* A Professional Accounting Corporation

183 South Beadle Rd.
Lafayette, LA 70508
Phone (337) 232-4141
Fax (337) 232-8660

450 East Main Street
New Iberia, LA 70560
Phone (337) 367-9204
Fax (337) 367-9208

113 East Bridge St.
Breaux Bridge, LA 70517
Phone (337) 332-4020
Fax (337) 332-2867

200 South Main Street
Abbeville, LA 70510
Phone (337) 893-7944
Fax (337) 893-7946

1234 David Dr. Ste 203
Morgan City, LA 70380
Phone (985) 384-2020
Fax (985) 384-3020

1013 Main Street
Franklin, LA 70538
Phone (337) 828-0272
Fax (337) 828-0290

434 East Main Street
Ville Platte, LA 70586
Phone (337) 363-2792
Fax (337) 363-3049

133 East Waddil St.
Marksville, LA 71351
Phone (318) 253-9252
Fax (318) 253-8681

332 West Sixth Avenue
Oberlin, LA 70655
Phone (337) 639-4737
Fax (337) 639-4568

1428 Metro Drive
Alexandria, LA 71301
Phone (318) 442-4421
Fax (318) 442-9833

WEB SITE
WWW.KCSRCPAS.COM

Retired:
Conrad O. Chapman, CPA* 2008

INDEPENDENT AUDITORS' REPORT ON COMPLIANCE FOR EACH MAJOR PROGRAM AND ON INTERNAL CONTROL OVER COMPLIANCE REQUIRED BY OMB CIRCULAR A-133

To the Lafayette City-Parish
Council of Lafayette, Louisiana

Report on Compliance for Each Major Federal Program

We have audited the Lafayette City-Parish Consolidated Government's (the Government) compliance with the types of compliance requirements described in the *OMB Circular A-133 Compliance Supplement* that could have a direct and material effect on each of the Government's major federal programs for the year ended October 31, 2013. The Government's major federal programs are identified in the summary of auditor's results section of the accompanying schedule of findings and questioned costs.

Management's Responsibility

Management is responsible for compliance with the requirements of laws, regulations, contracts, and grants applicable to its federal programs.

Auditors' Responsibility

Our responsibility is to express an opinion on compliance for each of the Government's major federal programs based on our audit of the types of compliance requirements referred to above. We conducted our audit of compliance in accordance with auditing standards generally accepted in the United States of America; the standards applicable to financial audits contained in *Government Auditing Standards*, issued by the Comptroller General of the United States; and OMB Circular A-133, *Audits of States, Local Governments and Non-Profit Organizations*. Those standards and OMB Circular A-133 require that we plan and perform the audit to obtain reasonable assurance about whether noncompliance with the types of compliance requirements referred to above that could have a direct and material effect on a major federal program occurred. An audit includes examining, on a test basis, evidence about the Government's compliance with those requirements and performing such other procedures as we considered necessary in the circumstances.

We believe that our audit provides a reasonable basis for our opinion on compliance for each major federal program. However, our audit does not provide a legal determination of the Government's compliance.

Opinion on Each Major Federal Program

In our opinion, the Government complied, in all material respects, with the types of compliance requirements referred to above that could have a direct and material effect on each of its major federal programs for the year ended October 31, 2013.

Other Matters

The results of our auditing procedures disclosed an instance of noncompliance, which is required to be reported in accordance with OMB Circular A-133 and which are described in the accompanying schedule of findings and questioned costs as item 13-01(C).

The Government's response to the noncompliance finding identified in our audit is described in the accompanying schedule of findings and questioned costs. The Government's response was not subjected to the auditing procedures applied in the audit of compliance and, accordingly, we express no opinion on the response.

Report on Internal Control over Compliance

Management of the Government is responsible for establishing and maintaining effective internal control over compliance with the types of compliance referred to above. In planning and performing our audit of compliance, we considered the Government's internal control over compliance with the types of requirements that could have a direct and material effect on each major federal program to determine the auditing procedures that are appropriate in the circumstances for the purpose of expressing an opinion on compliance for each major federal program and to test and report on internal control over compliance in accordance with OMB Circular A-133, but not for the purpose of expressing an opinion on the effectiveness of internal control over compliance. Accordingly, we do not express an opinion on the effectiveness of the Government's internal control over compliance.

A deficiency in internal control over compliance exists when the design or operation of a control over compliance does not allow management or employees, in the normal course of performing their assigned functions, to prevent, or detect and correct, noncompliance with a type of compliance requirement of a federal program on a timely basis. A *material weakness in internal control over compliance* is a deficiency, or combination of deficiencies, in internal control over compliance, such that there is a reasonable possibility that material noncompliance with a type of compliance requirement of a federal program will not be prevented, or detected and corrected, on a timely basis. A significant deficiency in internal control over compliance is a deficiency, or a combination of deficiencies, in internal control over compliance with a type of compliance requirement of a federal program that is less severe than a material weakness in internal control over compliance, yet important enough to merit the attention by those charged with governance.

Our consideration of internal control over compliance was for the limited purpose described in the first paragraph of this section and was not designed to identify all deficiencies in internal control over compliance that might be material weaknesses or significant deficiencies and therefore, material weaknesses or significant deficiencies may exist that were not identified. We did not identify any deficiencies in internal control over compliance that we consider to be material weaknesses. However, we identified a certain deficiencies in internal control over compliance, as described in the accompanying summary schedule of current and prior year audit findings and corrective action plan as items 13-02(IC) and 13-03(IC) that we consider to be a significant deficiencies.

The Government's response to the internal control over compliance finding identified in our audit is described in the accompanying schedule of findings and questioned costs. The Government's response was not subjected to the auditing procedures applied in the audit of compliance and, accordingly, we express no opinion on the response.

The purpose of this report on internal control over compliance is solely to describe the scope of our testing of internal control over compliance and the results of that testing based on the requirements of OMB Circular A-133. Accordingly, this report is not suitable for any other purpose. However, this report is a matter of public record and its distribution is not limited.

Kolder, Champagne, Slaven & Company, LLC
Certified Public Accountants

Lafayette, Louisiana
April 21, 2014



Lafayette

CONSOLIDATED GOVERNMENT

LAFAYETTE CITY-PARISH CONSOLIDATED GOVERNMENT
Lafayette, Louisiana

Schedule of Expenditures of Federal Awards
For the Year Ended October 31, 2013

Federal Grantor/Pass-Through Grantor/Program Title	CFDA Number	Federal Assistance I.D. Number	Pass- Through Grantor's Number	Current Year Expenditures	Amounts Provided to Subrecipients
Direct Programs:					
U.S. Department of Transportation and Development -					
Federal Transit Formula Grants*	20.507	LA-90-X307	N/A	\$ 4,660	\$ -
Federal Transit Formula Grants*	20.507	LA-90-X357	N/A	392,291	-
Federal Transit Formula Grants*	20.507	LA-90-X277	N/A	11	-
Federal Transit Formula Grants*	20.507	LA-90-X341	N/A	13	-
Federal Transit Formula Grants*	20.507	LA-90-X382	N/A	324,636	-
Federal Transit Formula Grants*	20.507	LA-90-X293	N/A	175,908	-
Federal Transit Formula Grants*	20.507	LA-90-X405	N/A	518,760	-
Federal Transit Formula Grants*	20.507	LA-03-0065	N/A	1,324	-
Federal Transit Formula Grants*	20.507	LA-04-0005	N/A	1,995	-
Federal Transit Formula Grants*	20.507	LA-04-0043	N/A	959	-
Federal Transit Formula Grants (ARRA)*	20.507	LA-96-X004	N/A	1,579,786	-
Federal Transit Formula Grants (Operations)*	20.507	LA-90-X405	N/A	<u>1,520,522</u>	<u>-</u>
				<u>4,520,865</u>	<u>-</u>
Metropolitan Transportation Planning	20.505	LA-800-X021	N/A	<u>12,932</u>	<u>-</u>
U.S. Department of Housing and Urban Development -					
HOME*	14.239	M-10-MC-22-0202	N/A	33,761	33,761
HOME*	14.239	M-11-MC-22-0202	N/A	226,786	226,294
HOME*	14.239	M-12-MC-22-0202	N/A	267,980	112,500
HOME*	14.239	M-13-MC-22-0202	N/A	48,990	-
HOME*	14.239	M-14-MC-22-0202	N/A	<u>4,593</u>	<u>-</u>
				<u>582,110</u>	<u>372,555</u>
CDBG	14.218	B-05-MC-22-0003	N/A	163,668	-
CDBG	14.218	B-06-MC-22-0003	N/A	2,931	-
CDBG	14.218	B-07-MC-22-0003	N/A	35,649	-
CDBG	14.218	B-09-MC-22-0003	N/A	17,684	-
CDBG	14.218	B-10-MC-22-0003	N/A	45,950	-
CDBG	14.218	B-11-MC-22-0003	N/A	66,568	-
CDBG	14.218	B-12-MC-22-0003	N/A	930,140	-
CDBG	14.218	B-13-MC-22-0003	N/A	75,049	-
CDBG Comprehensive Resiliency	14.218	N/A	N/A	<u>120,748</u>	<u>-</u>
				<u>1,458,387</u>	<u>-</u>
Housing Counseling Assistance Program	14.169	HC11-0821-104	N/A	<u>477</u>	<u>-</u>
U.S. Department of Energy -					
Energy Efficiency and Conservation Block Grant Program (ARRA)	81.128	DE-SC0002985	N/A	<u>31,827</u>	<u>-</u>
Electricity Delivery and Energy Reliability (ARRA)*	81.122	DE-OE0000270	N/A	<u>2,730,634</u>	<u>-</u>
State Energy Program (ARRA)	81.041	TR-093	N/A	<u>90,581</u>	<u>-</u>

*Indicates major program

(continued)

LAFAYETTE CITY-PARISH CONSOLIDATED GOVERNMENT
Lafayette, Louisiana

Schedule of Expenditures of Federal Awards (Continued)
For the Year Ended October 31, 2013

Federal Grantor/Pass-Through Grantor/Program Title	CFDA Number	Federal Assistance I.D. Number	Pass- Through Grantor's Number	Current Year Expenditures	Amounts Provided to Subrecipients
U.S. Department of Justice -					
Justice Assistance Grant Program - ARRA*	16.804	2012-DJ-BX-0998	N/A	54,934	-
Drug Enforcement Administration	N/A	N/A	N/A	18,496	-
Fugitive Apprehension Task Force	N/A	N/A	N/A	13,101	-
U.S. Marshals Service	N/A	N/A	N/A	19,620	-
U.S. Department of Treasury -					
United States Secret Service Grant	21	N/A	N/A	2,857	-
National Endowment for Humanities	N/A	N/A	N/A	359	-
U.S. Department of Homeland Security -					
Assistance to Firefighters Grant	97.044	EMW-2012-FO-04687	N/A	5,118	-
Staffing for Adequate Fire and Emergency Response (SAFER)*	97.083	EMW-2011-FH-00058	N/A	553,080	-
Total direct programs				10,095,378	372,555
Pass-through Programs:					
U.S. Department of Housing and Urban Development -					
Louisiana Department of Social Services:					
Emergency Shelter Grant	14.231	N/A	716206	18,381	18,381
Emergency Shelter Grant	14.231	N/A	716206	84,521	84,521
				102,902	102,902
Louisiana Department of Community Development:					
Long-Term Community Recovery Program					
Build Affordable Housing	14.228	N/A	ILTR00161	133,879	-
U.S. Department of Labor -					
State Department of Labor:					
LA Workforce Commission -					
Adult Program*	17.258	N/A	00/04LWIA41-1-B	229,664	-
NEG Oil Spill*	17.258	N/A	00/04LWIA41-1-B	203,650	-
Youth Activities*	17.259	N/A	00/04LWIA41-1-B	200,799	-
Dislocated Workers*	17.260	N/A	00/04LWIA41-1-B	192,821	-
LA JET*	17.260	N/A	00/04LWIA41-1-B	138,289	-
				965,223	-
Trade Adjustment Assistance	17.245	N/A	N/A	152,156	-

*Indicates major program

(continued)

LAFAYETTE CITY-PARISH CONSOLIDATED GOVERNMENT
Lafayette, Louisiana

Schedule of Expenditures of Federal Awards (Continued)
For the Year Ended October 31, 2013

Federal Grantor/Pass-Through Grantor/Program Title	CFDA Number	Federal Assistance I.D. Number	Pass- Through Grantor's Number	Current Year Expenditures	Amounts Provided to Subrecipients
State Department of Labor: LA Workforce Commission (continued)- Employment Service/Wagner-Peyser Funded Activities	17.207	N/A	N/A	1,853	-
U.S. Department of Agriculture - Louisiana Department of Education: National School Lunch Program	10.555	N/A	N/A	23,608	-
Federal Highway Administration - Louisiana Department of Transportation and Development: Highway Planning and Construction	20.205	N/A	H.009500	66,543	-
Highway Planning and Construction	20.205	PL-0011(036)	H.971941.1	205,947	-
Highway Planning and Construction	20.205	PL-0011(037)	H.972035.1	124,760	-
Traffic Demand Management	20.205	CMAQ-5810(500)	H.004489	6,342	-
MPO Pavement Marking Grant	20.205	N/A	H.007231	163,597	-
MPO Roundabout Study	20.205	N/A	H.004490	1,241	-
MPO Traffic Modeling Grant	20.205	SPR-0010(034)	H.971331	216,863	-
				785,293	-
Section 402 Funds	20.600	2012-30-36	693283	140,077	-
Federal Transit Administration - Louisiana Department of Transportation and Development: Metropolitan Planning Grants	20.505	LA-80-X020	741-18-X025	72	-
Metropolitan Planning Grants	20.505	LA-80-X021	PL80-28-13	32,711	-
				32,783	-
U.S. Department of Justice - Louisiana Commission of Law Enforcement: Justice Assistance Grant Program*	16.738	N/A	B11-4-011	44,186	-
Justice Assistance Grant Program*	16.738	N/A	B11-4-011	63,798	-
				107,984	-
Violence Against Women Act	16.588	N/A	M11-4-004	14,444	-
Violence Against Women Act	16.588	N/A	M11-4-004	3,842	-
				18,286	-
U.S. Department of Homeland Security - Governor's Office of Homeland Security and Emergency Preparedness: Disaster Grants	97.036	N/A	1603-055-0002	955	-
Disaster Grants	97.036	N/A	1603-055-0002	96,790	-
Disaster Grants	97.036	N/A	1603-055-0002	242	-
Disaster Grants	97.036	N/A	1603-055-0002	20,649	-
Disaster Grants	97.036	N/A	1603-055-0002	18	-
				118,654	-
Hazard Mitigation Grant	97.039	N/A	1786-055-002	286,109	-

*Indicates major program

(continued)

LAFAYETTE CITY-PARISH CONSOLIDATED GOVERNMENT
Lafayette, Louisiana

Schedule of Expenditures of Federal Awards (Continued)
For the Year Ended October 31, 2013

Federal Grantor/Pass-Through Grantor/Program Title	CFDA Number	Federal Assistance I.D. Number	Pass- Through Grantor's Number	Current Year Expenditures	Amounts Provided to Subrecipients
U.S. Department of Health and Human Services - Louisiana Workforce Commission: Temporary Assistance for Needy Families/Strategies to Empower People	93.558	N/A	N/A	460	-
Louisiana Department of Health and Hospitals: Temporary Assistance for Needy Families	93.558	N/A	N/A	85,609	-
Substance Abuse and Mental Health Administration	N/A	N/A	N/A	205	-
Total indirect programs				2,955,081	102,902
TOTAL FEDERAL AWARDS				\$ 13,050,459	\$ 475,457

LAFAYETTE CITY-PARISH CONSOLIDATED GOVERNMENT
Lafayette, Louisiana

Notes to the Schedule of Expenditures of Federal Awards
For the Year Ended October 31, 2013

(1) Basis of Presentation

The accompanying schedule of expenditures of federal awards includes the federal grant activity of Lafayette Consolidated Government and is presented on the modified accrual basis of accounting and the accrual basis, as appropriate, which is described in Note 1 of the Financial Statements of the Government's financial statements. The information in this schedule is presented in accordance with the requirements of OMB Circular A-133, "Audits of States, Local Governments, and Non-Profit Organizations." Therefore, some amounts presented in this schedule may differ from amounts presented in, or used in the preparation of, the basic financial statements.

(2) Relationship to Financial Statements

Federal awards revenues are reported in Lafayette City-Parish Consolidated Government's financial statements as follows:

Major proprietary funds:	
Utilities System Fund	\$ 2,730,634
Nonmajor governmental funds:	
Special revenue funds	<u>10,319,825</u>
Total	<u>\$ 13,050,459</u>

LAFAYETTE CITY-PARISH CONSOLIDATED GOVERNMENT
Lafayette, Louisiana

Schedule of Findings and Questioned Costs
For the Year Ended October 31, 2013

Part I. Summary of Auditors' Results:

1. The auditors' report expresses an unmodified opinion on the financial statements of the Government.
2. Two significant deficiencies disclosed during the audit of the financial statements. No material weaknesses are reported.
3. No instances of noncompliance material to the financial statements of the Government, which would be required to be reported in accordance with *Government Auditing Standards*, were disclosed during the audit.
4. Two significant deficiencies in internal control over major federal award program disclosed during the audit. No material weaknesses are reported.
5. The auditors' report on compliance for the major federal award programs for the Government expresses an unmodified opinion on all major federal programs.
6. Audit findings that are required to be reported in accordance with Section 510(a) of OMB Circular A-133 are included in this Schedule.
7. The programs tested as major programs were: Federal Transit Formula Grants (20.507), Federal Transit Formula Grants – ARRA (20.507), HOME (14.239), Electricity Delivery and Energy Reliability - ARRA (81.122), Justice Assistance Grant Program - ARRA (16.804), Staffing for Adequate Fire and Emergency Response (97.083), LA Workforce Commission – Adult Program and NEG Oil Spill (17.258), LA Workforce Commission – Youth Activities (17.259), LA Workforce Commission – Dislocated Workers and LA JET (17.260), and Justice Assistance Grant Program (16.738).
8. The threshold used to distinguish between Type A and Type B programs, as described in Section 520(b) of OMB Circular A-133 was \$391,514.
9. The Government was not determined to be a low-risk auditee.

Part II. Findings which are required to be reported in accordance with generally accepted Governmental Auditing Standards:

Compliance Findings –

See Compliance Finding 13-01 (C) on the Summary Schedule of Current and Prior Year Audit Findings and Corrective Action Plan.

Internal Control Findings –

See Internal Control Findings 13-02 (IC), and 13-03 (IC) on the Summary Schedule of Current and Prior Year Audit Findings and Corrective Action Plan.

LAFAYETTE CITY-PARISH CONSOLIDATED GOVERNMENT
Lafayette, Louisiana

Schedule of Findings and Questioned Costs (Continued)
For the Year Ended October 31, 2013

Part III. Findings and questioned costs for Federal awards which include audit findings as defined in Section 510(a) of OMB Circular A-133:

U.S. DEPARTMENT OF ENERGY:

Compliance Findings -

13-01(C)

Electricity Delivery and Energy Reliability – ARRA (81.122)

Criteria:

OMB Circular A-87 Attachment A, Section C (1) states that, in order to be allowable under Federal awards, costs must be authorized or not prohibited under State or local laws or regulations, and must be adequately documented.

Condition:

The Government entered into a contract to implement and install a new meter system for Lafayette Utilities System (LUS). The agreement states that travel and per diem expenses for contracted personnel working on-site shall be billed monthly at a cost plus ten percent. The Government reimbursed the contractor for travel expenses rather than per diem costs, which directly conflicts with the signed agreement. The contractor was reimbursed for actual travel expenses that did not have itemized receipts.

Questioned Costs:

There is \$2,132 in specific questioned costs relative to this finding.

Context:

The proper review of supporting documentation was not performed to ensure that all expenses paid and requested for reimbursement by the Government were allowable under federal and/or state regulations and in accordance with vendor contracts.

Cause and Effect:

Due to ineffective policies and procedures, the Government reimbursed a contractor for unallowable costs and subsequently requested reimbursement from the federal government.

Recommendation:

Appropriate policies and procedures should be implemented to ensure that the Government adheres to the signed vendor contract when reimbursing contractors and requesting reimbursement from the federal government.

LAFAYETTE CITY-PARISH CONSOLIDATED GOVERNMENT
Lafayette, Louisiana

Schedule of Findings and Questioned Costs (Continued)
For the Year Ended October 31, 2013

Views of Responsible Officials and Planned Correction Action:

The vendor who submitted the inadequate documentation has since been instructed that only complete, detailed invoices will be accepted for reimbursement. Lafayette Utilities System administrative staff that processes these payments has also been instructed to approve only complete, detailed invoices for payment.

U.S. DEPARTMENT OF ENERGY:

Internal Control Finding –

13-02 (IC)

See Compliance finding 13-01 (C) above.

U.S. DEPARTMENT OF HOUSING AND URBAN DEVELOPMENT AND U.S. DEPARTMENT OF ENERGY

Internal Control Finding –

13-03 (IC)

HOME Investment Partnership Program (14.239) and Electricity Delivery and Energy Reliability – ARRA (81.122)

Criteria:

2 CFR §1180.300 required a grantee to verify that a vendor or contracting party entering into a covered transaction is not excluded, disqualified, or otherwise ineligible for participation in federal assistance programs b: (1) Checking the Excluded Parties Listing System (EPLS); (2) Collection a certification from the vendor or contacting party; or (3) Adding a clause or condition to the covered transaction with that party. 2 CFR §180.220 defines a covered transaction as a subcontract expected to equal or exceed \$25,000.

Condition:

The Government awarded contracts to be paid in part by or wholly with federal funds, without verifying whether the contracting party was suspended, debarred, or otherwise ineligible for participation in federal assistance programs.

Questioned Costs:

There are no questioned costs relative to this finding.

LAFAYETTE CITY-PARISH CONSOLIDATED GOVERNMENT
Lafayette, Louisiana

Schedule of Findings and Questioned Costs (Continued)
For the Year Ended October 31, 2013

Context:

Prior to awarding contracts for covered transactions, the Government did not perform the required verification that the contracting party was not suspended, debarred, or ineligible to participate in federal assistance programs.

Cause and Effect:

Due to ineffective policies and procedures, the Government entered into covered transactions without performing the appropriate verification that the contracting party is not suspended, debarred, or otherwise ineligible to participate in federal assistance programs.

Recommendation:

Appropriate policies and procedures should be implemented to ensure that proper verification of contracting parties is performed prior to entering into covered transactions.

Views of Responsible Officials and Planned Correction Action:

A detailed policy has been implemented which will utilize www.sam.gov, the U.S. contractors' registration and database, to ensure each vendor has not been disbarred or suspended. Printed validations will be kept on file in a central location within the Purchasing division for review.

LAFAYETTE CITY-PARISH CONSOLIDATED GOVERNMENT

Lafayette, Louisiana

Summary Schedule of Current and Prior Year Audit Findings
and Corrective Action Plan
For the Year Ended October 31, 2013

Ref. No	Fiscal Year Finding Initially Occurred	Description of Finding	Corrective Action Taken
CURRENT YEAR (10/31/13)			
<u>Compliance:</u>			
13-01 (C)	2012	OMB Circular A-87 Attachment A, Section C (1) states that, in order to be allowable under Federal awards, costs must be authorized or not prohibited under State or local laws or regulations, and must be adequately documented. The Government did not have controls in place to effectively identify contractor invoices that contained inadequate supporting documentation and/or unallowable costs. Unallowable costs must not be paid by the Government nor submitted for reimbursement from the Federal Government.	No
<u>Internal Control:</u>			
13-02 (IC)	2012	See Compliance Finding 13-01 (C).	No
13-03 (IC)	2013	2 CFR §1180.300 requires grantees to verify that a vendor or contracting party entering into a covered transaction is not excluded, disqualified, or otherwise ineligible for participation in federal assistance programs by: (1) Checking the Excluded Parties Listing System (EPLS); (2) Collecting a certification from the vendor or contacting party; or (3) Adding a clause or condition to the covered transaction with that party. The Government awarded contracts to vendors/contracting parties without verifying whether they were in compliance with the requirement. Appropriate policies and procedures should be implemented to ensure that proper verification of contracting parties is performed prior to entering into covered transactions.	No
<u>Management letter:</u>			
13-04 (ML)	2011	Although losses were anticipated during the initial five years of offering retail services to customers, management should carefully monitor the financial results of operations of the Communications System. The projections calculated by Operating and Finance management should be compared to actual results on a regular basis and appropriate measures should be taken to minimize any significant negative variances. Additionally, management should continue to enhance its market strategy in order to increase its revenue base.	No

Corrective Action Plan	Name of Contact Person	Anticipated Date of Completion
The vendor who submitted the inadequate documentation has since been instructed that only complete, detailed invoices will be accepted for reimbursement. Lafayette Utilities System administrative staff that processes these payments has also been instructed to approve only complete, detailed invoices for payment.	Lorrie Toups, Chief Financial Officer	4/30/2014
Management's response to this finding is the same as found above under the Compliance Finding 13-01(C).		
A detailed policy has been implemented which will utilize www.sam.gov , the U.S. contractors' registration and database, to ensure each vendor has not been disbarred or suspended. Printed validations will be kept on file in a central location within the Purchasing division for review.	Lorrie Toups, Chief Financial Officer	4/30/2014
Many financial drivers related to sales and expenses are monitored daily and in weekly management update meetings. The financial results of operations are reviewed in monthly meetings. The Communications System continues to aggressively pursue new revenues through outreach to new customers, increasing revenue through new offerings to existing customers, and development of new promotions and marketing efforts.	Lorrie Toups, Chief Financial Officer	10/31/2014

(continued)

LAFAYETTE CITY-PARISH CONSOLIDATED GOVERNMENT
Lafayette, Louisiana

Summary Schedule of Current and Prior Year Audit Findings
and Corrective Action Plan (Continued)
For the Year Ended October 31, 2013

Ref. No	Fiscal Year Finding Initially Occurred	Description of Finding	Corrective Action Taken
PRIOR YEAR (10/31/12)			
<u>Compliance:</u>			
12-01 (C)	2012	OMB Circular A-87 Attachment A, Section C (1) states that, in order to be allowable under Federal awards, costs must be authorized or not prohibited under State or local laws or regulations, and must be adequately documented. The Government did not have controls in place to effectively identify contractor invoices that contained inadequate supporting documentation and/or unallowable costs. Unallowable costs must not be paid by the Government nor submitted for reimbursement from the Federal Government.	No
<u>Internal Control:</u>			
12-02 (IC)	2012	See Compliance Finding 12-01 (C).	No
12-03 (IC)	2011	Balance sheet accounts are not being reconciled to supporting documentation. As a result, numerous adjusting journal entries were required throughout the Governmental and Enterprise funds with material changes to the financial statements. Procedures should be implemented and monitored to ensure that appropriate balance sheet accounts are reconciled to supporting documentation on a monthly basis.	Yes
12-04 (IC)	2012	The Government does not have effective controls in place to record and monitor grant related reimbursements. Due to ineffective controls, material adjustments were required in order to correct the revenues reported within the respective special revenue funds. Additionally, the lack of proper grant monitoring resulted in the Government not being reimbursed in a timely manner, thus limiting their interest-earning potential.	Yes

Corrective Action Plan	Name of Contact Person	Anticipated Date of Completion
<p>LCG did, in a few limited instances, pay for vendor cost with a summary debit receipt rather than an itemized receipt showing sufficient detail, or for unallowable costs overlooked in its review of invoices. The total amount of the contract under the questioned grant was in excess of \$26.7 million. The total amount of the questioned costs was approximately \$300. LCG has gone back to the vendor and received credit for the entirety of the questioned costs. In addition, LCG has strengthened its invoice review process to avoid paying costs without a detailed receipt or those that might be unallowable. LCG has also discussed these issues with the technical project officer for the granting federal government agency to improve the reimbursement process.</p>	<p>Lorrie Toups, Chief Financial Officer</p>	<p>4/30/2013</p>
<p>Management's response to this finding is the same as found above under the Compliance Finding 12-01(C).</p>		
<p>This is a repeat finding from Fiscal Year 2011 where implementation of an Enterprise Resource Planning System caused several issues which delayed the reconciliation of general ledger accounts. During Fiscal 2012, Accounting staff were made aware of the deficiencies and additional procedures were put into place to aid in the timely reconciliation of the balance sheet accounts. While some improvement was noted, at the end of the fiscal year all accounts were not reconciled. Currently, the general ledger is closed in a timely manner and the deficiencies seen during the audit have been corrected. Balance sheet accounts are reconciled in a timely manner to the appropriate documentation. Staff continues to be monitored for adherence to internal policies concerning the reconciliation of all accounts. This finding is not expected to reoccur.</p>	<p>Lorrie Toups, Chief Financial Officer</p>	<p>7/31/2013</p>
<p>In order to correct the finding as stated, regular meetings have been scheduled with the grant administrators to review all grant activity and monitor reimbursement requests and deadlines. Additionally, both procedural and personnel changes have been made in order to address errors found during the audit. Additional personnel have been trained in grant accounting procedures and Management will perform periodic performance checks of the grant files.</p>	<p>Lorrie Toups, Chief Financial Officer</p>	<p>6/30/2013</p>

(continued)

LAFAYETTE CITY-PARISH CONSOLIDATED GOVERNMENT
Lafayette, Louisiana

Summary Schedule of Current and Prior Year Audit Findings
and Corrective Action Plan (Continued)
For the Year Ended October 31, 2013

Ref. No	Fiscal Year Finding Initially Occurred	Description of Finding	Corrective Action Taken
PRIOR YEAR (10/31/12)			
<u>Management Letter (continued):</u>			
12-05 (ML)	2012	During the year ended October 31, 2012, costs paid from the Sales Tax Capital Improvements Fund and various special revenue funds for capital projects were not adequately identified and accumulated for inclusion in the capital asset listing. The Government should establish and maintain a system which would provide for the identification and tracking of project costs from the inception of each project until final completion and addition to the capital asset listing.	Yes
12-06 (ML)	2011	Although losses were anticipated during the initial five years of offering retail services to customers, management should carefully monitor the financial results of operations of the Communications System. The projections calculated by Operating and Finance management should be compared to actual results on a regular basis and appropriate measures should be taken to minimize any significant negative variances. Additionally, management should continue to enhance its market strategy in order to increase its revenue base.	No

Corrective Action Plan	Name of Contact Person	Anticipated Date of Completion
In the implementation and subsequent “go-live” of the Government’s Enterprise Resource Planning System, new procedures were put into place to track capital costs to be added to the capital asset listing. Part of the procedures implemented included “in-system” templates. The current audit highlighted for the Government areas where these templates either failed or where they were not being used properly and thus costs were not captured. The Finance staff has been made aware of these problems and has been begun discussions on needed corrections. The cost tracking procedures will be revisited and changes will be made to ensure the capture of those costs and the correct additions to the capital asset listing.	Lorrie Toups, Chief Financial Officer	7/31/2013
The actual financial performance of the start-up Communications System is following the anticipated financial performance trend indicated in feasibility studies. These were disclosed prior to a successful public referendum vote and were included in the Official Statement related to the issuance of the bonds for this enterprise. The financial performance of this system has actually shown an improvement during FY2011-2012. The system continues to show substantial positive growth each year. The projections of the financial performance calculated by operations and finance management are compared against the actual results each month, with adjustments to the projections being made where warranted to increase the profitability of this competitive Communications System. Management is continuing to take aggressive steps in it marketing and sales strategy through a combination of increasing its customer base and offering additional products.	Lorrie Toups, Chief Financial Officer	4/30/2013