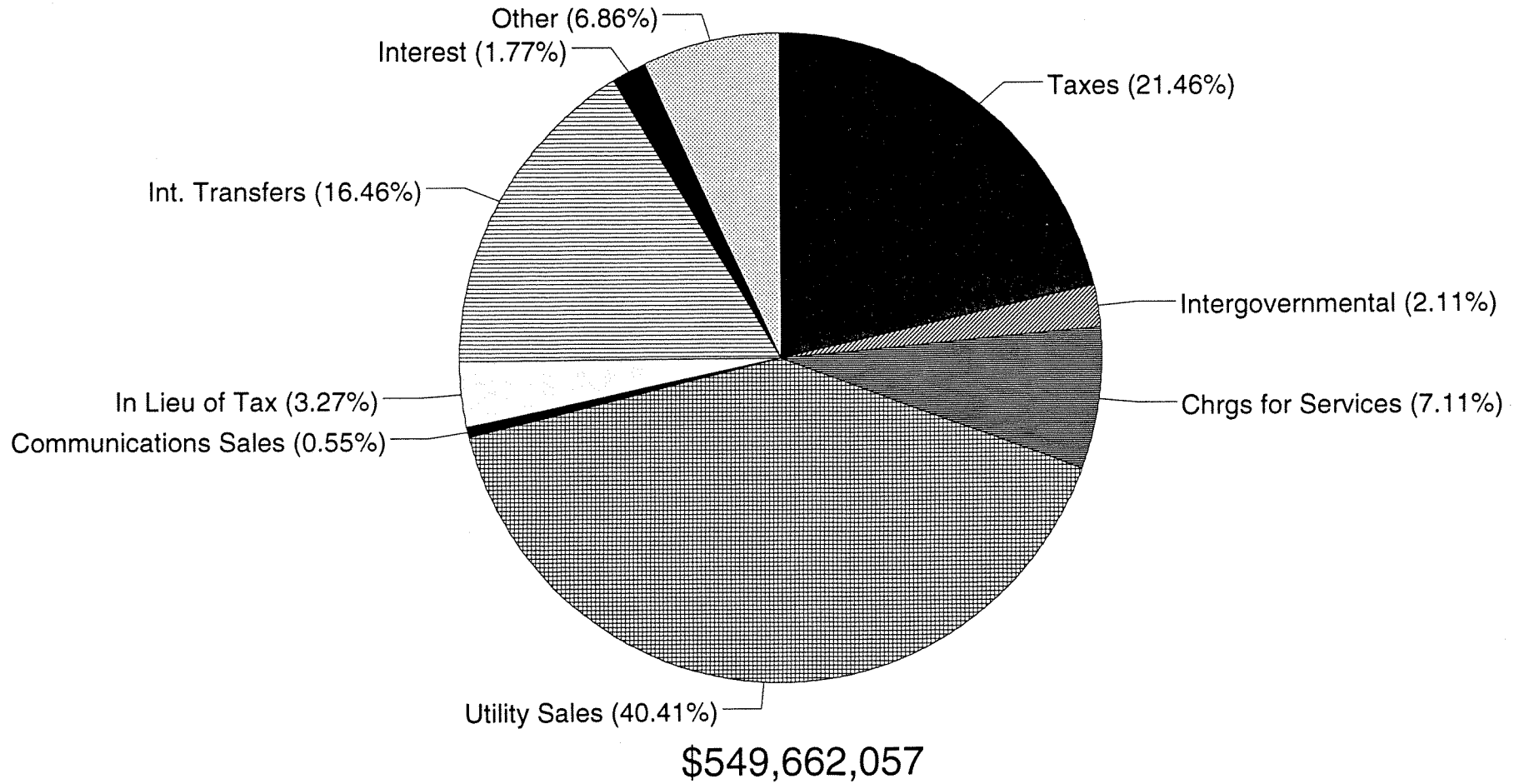
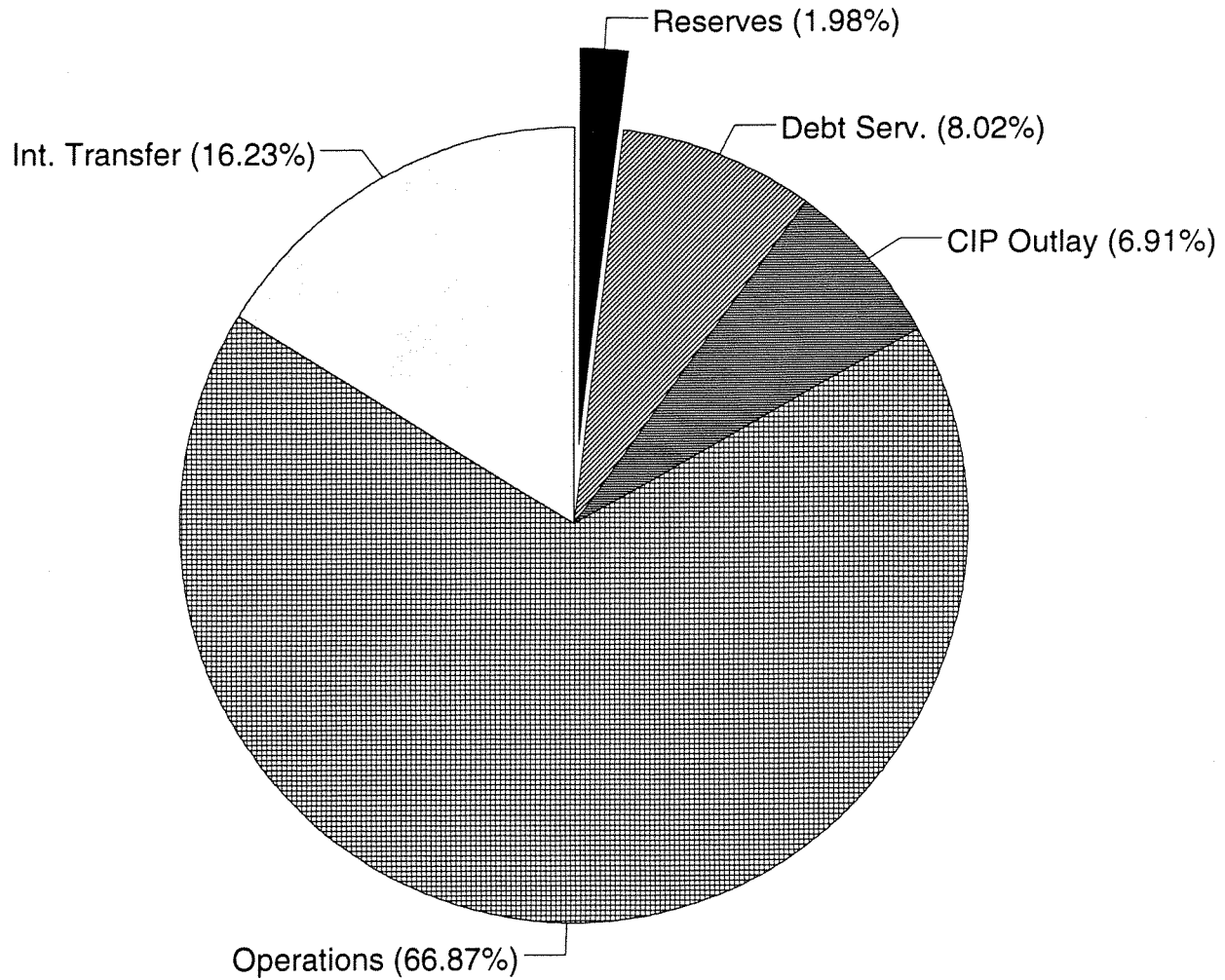


LAFAYETTE CONSOLIDATED GOVERNMENT 2007-08 BUDGETED REVENUES



**LAFAYETTE CONSOLIDATED GOVERNMENT
2007-08 TOTAL APPROPRIATIONS**

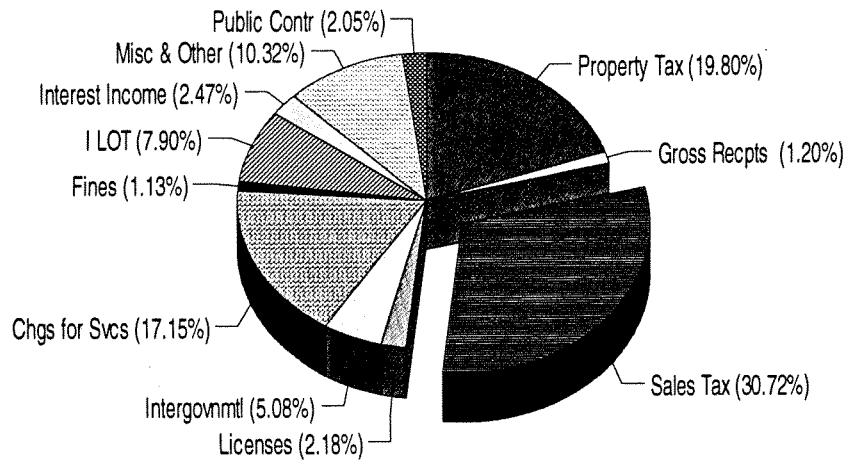


\$549,662,057

LCG GENERAL GOVERNMENT BUDGET

(EXCLUDES UTILITIES AND INTERNAL TRANSFERS)

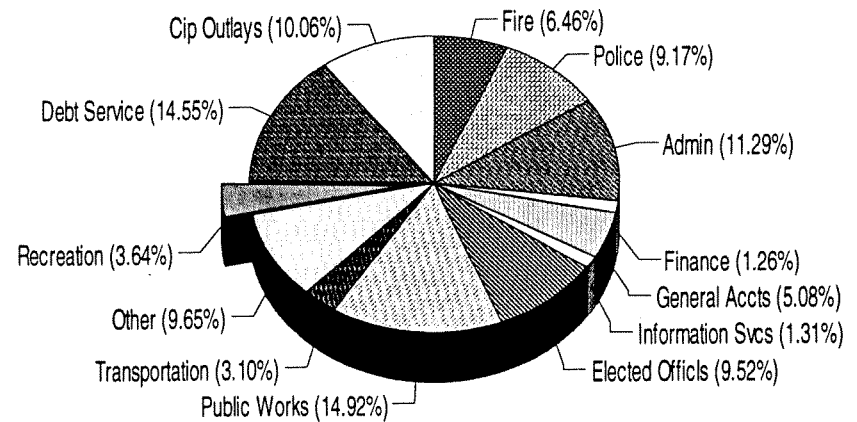
WHERE IT COMES FROM
\$227,828,079



GENERAL GOVERNMENT REVENUES

2007-08 BUDGET

WHERE IT GOES
\$229,100,087



GENERAL GOVERNMENT APPROPRIATIONS

2007-08 BUDGET

LAFAYETTE CONSOLIDATED GOVERNMENT
SUMMARY OF REVENUES BY SOURCE
FISCAL YEAR 2007-08 ADOPTED BUDGET

SOURCES OF REVENUES	TOTAL ESTIMATED REVENUES	LESS INTERFUND TRANSFERS	NET REVENUES ADOPTED	NON- RECURRING REVENUES	FY 07-08 RECURRING REVENUES
GENERAL PROPERTY TAXES	\$45,104,400		\$45,104,400		\$45,104,400
SALES TAX	69,992,162		69,992,162		69,992,162
GROSS RECEIPTS BUSINESS TAX	2,745,244		2,745,244		2,745,244
LICENSES & PERMITS	4,974,316		4,974,316		4,974,316
INTERGOVERNMENTAL REV. (FED, ST, LOCAL)	11,580,221		11,580,221	11,556,421	23,800
CHARGES FOR SERVICES	39,069,034		39,069,034		39,069,034
FINES & FORFEITS	2,575,600		2,575,600		2,575,600
INTEREST ON INVESTMENTS	5,618,300		5,618,300		5,618,300
CONTRIBUTION FROM PUBLIC ENTERPRISES	22,663,916		22,663,916	15,175	22,648,741
MISCELLANEOUS REVENUES	23,504,887		23,504,887	13,823,627	9,681,260
INTERFUND TRANSFERS	90,486,008	90,486,008	0		0
SUBTOTAL	<u>\$318,314,087</u>	<u>\$90,486,008</u>	<u>\$227,828,079</u>	<u>\$25,395,222</u>	<u>\$202,432,857</u>
UTILITIES SYSTEM	228,307,970		228,307,970	514,862	227,793,108
COMMUNICATIONS SYSTEM	3,040,000		3,040,000		3,040,000
 TOTAL	 <u>\$549,662,057</u>	 <u>\$90,486,008</u>	 <u>\$459,176,049</u>	 <u>\$25,910,084</u>	 <u>\$433,265,965</u>

LAFAYETTE CONSOLIDATED GOVERNMENT
EXPENDITURES OF REVENUES BY DEPARTMENT
FISCAL YEAR 2007-08 ADOPTED BUDGET

DEPARTMENT	TOTAL APPROPRIATION	LESS INTERFUND TRANSFERS	LESS CIP OUTLAYS	LESS DEBT SERVICE	LESS RESERVES	LESS GRANT PROGRAMS	LESS INTERNAL SERVICES	FY 07-08 NET OPERATIONS
FINANCE	\$2,889,800		\$14,200					\$2,875,600
GENERAL ACCOUNTS	134,604,259	88,914,405	712,467	33,340,480	1,483,763			10,153,144
ELECTED OFFICIALS & RELATED OFFICES	21,255,288		387,000		3,330,371	602,427	12,100	16,923,390
LEGAL	930,912							930,912
ADMINISTRATION	25,956,399		88,400		5,081,157	129,029	19,042,903	1,614,910
INFORMATION SERVICES & TECHNOLOGY	4,999,865		2,000,000					2,999,865
POLICE	22,155,205		1,150,000					21,005,205
FIRE	17,068,825		2,259,998					14,808,827
PUBLIC WORKS	45,450,424		11,278,271				5,812,587	28,359,566
TRAFFIC & TRANSPORTATION	8,690,478	165,645	1,431,872		90,250	540,713		6,461,998
PARKS & RECREATION	11,472,480		3,134,816					8,337,664
COMMUNITY DEVELOPMENT PLANNING, ZONING & CODES	10,633,694	133,950	503,672		363,739	4,551,610		5,080,723
OTHERS	2,741,525		34,650					2,706,875
OTHERS	9,464,933		57,000		35,000			9,372,933
SUBTOTAL	<u>\$318,314,087</u>	<u>\$89,214,000</u>	<u>\$23,052,346</u>	<u>\$33,340,480</u>	<u>\$10,384,280</u>	<u>\$5,823,779</u>	<u>\$24,867,590</u>	<u>131,631,612</u>
UTILITIES SYSTEM	228,307,970		14,911,331	10,725,285	500,000			202,171,354
COMMUNICATIONS SYSTEM	3,040,000		3,040,000					-
TOTAL	<u><u>\$549,662,057</u></u>	<u><u>\$89,214,000</u></u>	<u><u>\$41,003,677</u></u>	<u><u>\$44,065,765</u></u>	<u><u>\$10,884,280</u></u>	<u><u>\$5,823,779</u></u>	<u><u>\$24,867,590</u></u>	<u><u>\$333,802,966</u></u>

NOTE: DIFFERENCE IN INTERFUND TRANSFERS IS TRANSFERS FROM NON-OPERATING FUNDS NOT SHOWN IN BUDGET.

PERSONNEL STRENGTH RECAP

NAME OF DEPARTMENT	AUTHORIZED AS OF 10/22/07	ADDITIONAL AUTHORIZATION	APPROVED AUTHORIZATION FOR 2007-08
FINANCE	58	1	59
ELECTED OFFICIALS & RELATED OFFICES	249	0	249
ADMINISTRATIVE SERVICES	42	0	42
INFORMATION SERVICES & TECHNOLOGY	32	4	36
POLICE	327	-15	312
FIRE	256	1	257
PUBLIC WORKS	295	2	297
TRAFFIC & TRANSPORTATION	89	1	90
PARKS & RECREATION	119	1	120
UTILITIES	456	-8	448
COMMUNICATION SYSTEM	0	52	52
COMMUNITY DEVELOPMENT	112	0	112
PLANNING, ZONING & CODES	41	2	43
OTHERS	138	20	158
TOTALS	2,214	61	2,275

LAFAYETTE CONSOLIDATED GOVERNMENT

